SOLUÇÕES CAIXA PARA REGIMES PRÓPRIOS DE PREVIDÊNCIA SOCIAL

Avaliação Atuarial

Estado do Rio de Janeiro/RJ

Data Base da Avaliação:30/set/2018

Brasília, fevereiro de 2019

CAIXA

PEMCAIXA
Previdência para Estados e Municípios

CAIXA

AVALIAÇÃO ATUARIAL

Estado do

Rio de Janeiro /RJ

Atuário Responsável:

Adilson Moraes da Costa
Atuário Miba 1.032 MTE/RJ

Brasília, fevereiro de 2019.

ÍNDICE

1 Apresentação 1
2 Bases Utilizadas na Elaboração da Avaliação Atuarial 2
2.a. Bases Legais 2
2.b. Bases Técnicas 2
2.c. Base de Dados 3
3 Depuração da Base de Dados 4
4 Descrição dos Benefícios do Plano Previdenciário e Abono Anual 4
5 Perfil da População do Fundo Previdenciário 8
5.a. Distribuição da População por Segmento 8
5.b. Composição da Despesa com Pessoal por Segmento 9
5.c. Estatísticas gerais dos servidores ativos, aposentados e pensionistas do Fundo Previdenciário 10
6 Patrimônio do Plano 11
7 Custo Previdenciário - Fundo Previdenciário 11
7.a. Modelo de Financiamento do Custo Previdenciário 11
7.b. Custo Normal 12
7.c. Reservas Matemáticas 12
8 Análises de Variações de Resultados Fundo Previdenciário 14
8.a. Variação nas Estatísticas do Fundo Previdenciário 14
8.b. Variação no Custo Previdenciário e Reservas do Fundo Previdenciário 15
9 Parecer Atuarial 17
10 Perfil da População do Fundo Financeiro 48
10.a. Distribuição da População por Segmento 48
10.b. Composição da Despesa com Pessoal por Segmento 49
10.c. Resumo Estatístico – Fundo Financeiro 50
11 Patrimônio do Fundo Financeiro 51
12 Custo Previdenciário – Fundo Financeiro 52
12.a. Modelo de Financiamento do Custo Previdenciário 52
12.b. Custo Normal 52
13 Reservas Matemáticas 52
13.a. Fluxo Financeiro 55
14 Análises de Variações de Resultados 58
14.a. Variação nas Estatísticas do Fundo Financeiro 58
15 Parecer Atuarial 59
16 Custo Normal, Reserva Matemática, Provisões e Fluxos para o Plano Financeiro utilizando taxa de juros de 5,00% 89
16.1 Custo Normal 89
16.2 Reservas Matemáticas 90
16.4 Relatório Resumido da Execução Orçamentária - LRF Art. 4º, § 2º, Inciso IV e LRF Art. 53º, § 1º, Inciso II - Fundo Previdenciário Financeiro 91

INDICE – ANEXOS

Anexo 1. Perfil da População do Fundo Previdenciário 22
Anexo 1.a. Estatísticas dos Servidores Ativos 22
Anexo 1.b. Estatísticas dos Servidores Aposentados do Fundo Previdenciário 28
Anexo 1.c. Estatísticas dos Pensionistas do Fundo Previdenciário 31
Anexo 2. Parâmetros e Base de Cálculo para os Fluxos de Caixa e Projeções 32
Anexo 3. Projeções de Quantitativo de Participantes, Remuneração e Benefícios e Fluxo de Caixa do Fundo Previdenciário 33
Anexo 3.a. Quantitativo de Participantes 33
Anexo 3.b. Remunerações e Benefícios 37
Anexo 3.c. Fluxo de Caixa 41
Anexo 5. Relatório Resumido da Execução Orçamentária - LRF Art. 4º, § 2º, Inciso IV e LRF Art. 53º, § 1º, Inciso II - Fundo Previdenciário 45
Anexo 6. Perfil da População do Segurados do Fundo Financeiro 64
Anexo 6.a. Estatísticas dos Servidores Ativos 64
Anexo 6.b. Estatísticas dos Servidores Aposentados 70
Anexo 6.c. Estatísticas dos Pensionistas 72
Anexo 7. Parâmetros e Base de Cálculos para Fluxos de Caixa e Projeções - Fundo Financeiro 73
Anexo 8. Projeções de Quantitativo de Participantes, Remunerações e Benefícios e Fluxo de Caixa 74
Anexo 8.a. Quantitativo de Participantes 74
Anexo 8.b. Remunerações e Benefícios 78
Anexo 8.c. Fluxo de Caixa 82
Anexo 9. Relatório Resumido da Execução Orçamentária - LRF Art. 4º, § 2º, Inciso IV e LRF Art. 53º, § 1º, Inciso II - Fundo Financeiro 86
Anexo 10. Demonstrativo de Reserva Matemática (Portaria MPS n°. 509/13) – Todos os Participantes 93
Anexo 11. Inconsistências dos Bancos de Dados 94

ÍNDICE DE QUADROS

Quadro 1: Premissas utilizadas no cálculo atuarial ... 3
Quadro 2: Tábuas Biométricas utilizadas em função do evento gerador ... 3
Quadro 3: Quantitativo da População Estudada por Segmento - Fundo Previdenciário ... 8
Quadro 4: Proporção entre Servidores Ativos, Aposentados e Pensionistas ... 8
Quadro 5: Gasto com Pessoal por Segmento ... 9
Quadro 6: Receita de Contribuição por Segmento do Fundo Previdenciário ... 9
Quadro 7: Resultado Financeiro ... 10
Quadro 8: Ativos ... 10
Quadro 9: Aposentados ... 10
Quadro 10: Pensionistas ... 10
Quadro 11: Total ... 10
Quadro 12: Custo Normal Agrupado por Regime Financeiro ... 12
Quadro 13: Custos Normal Total ... 12
Quadro 14: Reservas - Plano Previdenciário ... 13
Quadro 15: Variações do Quantitativo de participantes ... 14
Quadro 16: Variações dos Salários e Benefícios Médios ... 14
Quadro 17: Variações das Folhas de Salários e Benefícios ... 15
Quadro 18: Estatísticas dos Servidores Ativos Admitidos no Estado Após a Última Avaliação Atuarial ... 15
Quadro 19: Variação do Custo Normal ... 15
Quadro 20: Variações dos Valores de Reservas e Ativo do Plano ... 16
Quadro 21: Quantitativo da População Estudada por Segmento -Fundo Previdenciário ... 22
Quadro 22: Variáveis Estatísticas dos Servidores Ativos “Não Professores” – Fundo Previdenciário ... 22
Quadro 23: Variáveis Estatísticas dos Servidores Professores - Fundo Previdenciário ... 23
Quadro 24: Consolidação das Variáveis Estatísticas dos Servidores Ativos - Fundo Previdenciário ... 24
Quadro 25: Distribuição dos Servidores Ativos por Faixa Etária - Fundo Previdenciário ... 24
Quadro 26: Distribuição dos Servidores Ativos por Idade de Admissão - Fundo Previdenciário ... 25
Quadro 27: Distribuição dos Servidores Ativos por Faixa Salarial - Fundo Previdenciário ... 26
Quadro 28: Distribuição de Servidores Ativos por Tempo de Contribuição no Estado - Fundo Previdenciário ... 27
Quadro 29: Distribuição dos Servidores Ativos por Idade Provável de Aposentadoria - Fundo Previdenciário ... 27
Quadro 30: Distribuição dos Servidores Ativos por Estado Civil - Fundo Previdenciário ... 28
Quadro 31: Variáveis Estatísticas dos Servidores Aposentados ... 28
Quadro 32: Servidores Aposentados Agrupados por Tipo de Aposentadoria ... 29
Quadro 33: Distribuição de Servidores Aposentados por Faixa Etária ... 29
Quadro 34: Distribuição dos Servidores Aposentados por Faixa de Beneficio ... 30
Quadro 35: Estatísticas dos Pensionistas ... 31
Quadro 36: Distribuição dos Pensionistas por Faixa de Benefícios ... 31
Quadro 37: Receitas ... 32
Quadro 38: Despesas ... 32
Quadro 39: Recursos Financeiros ... 32
Quadro 40: Quantitativo da População Estudada por Segmento - Fundo Financeiro ... 48
Quadro 41: Proporção entre Servidores Ativos, Aposentados e Pensionistas - Fundo Financeiro ... 48
Quadro 42: Gasto com Pessoal por Segmento do Fundo Financeiro ... 49
Quadro 43: Receita de Contribuição do Fundo Financeiro ... 50
Quadro 44: Resultado Financeiro do Fundo Financeiro ... 50
Quadro 45: Ativos Civis ... 50
Quadro 46: Ativos Militares ... 51
Quadro 47: Ativos Civis e Militares ... 51
Quadro 48: Aposentados Civis e Militares ... 51
Quadro 49: Pensões Civis e Militares ... 51
Quadro 50: Total Civis e Militares ... 51
Quadro 51: Custo Normal Total - Fundo Financeiro ... 52
Quadro 52: Reserva Matemática - Plano Financeiro ... 53
Quadro 53: Fluxo Financeiro ... 55
Quadro 54: Variações do Quantitativo de participantes - Plano Financeiro ... 58
Quadro 55: Variações dos Salários e Benefícios Médios - Plano Financeiro ... 58
Quadro 56: Variações das Folhas de Salários e Benefícios - Plano Financeiro ... 58
Quadro 57: Variáveis Estatísticas dos Servidores Ativos “Não Professores” - Fundo Financeiro ... 64
Quadro 58: Variáveis Estatísticas dos Servidores Ativos “Professores” - Fundo Financeiro ... 65
Quadro 59: Consolidação das Estatísticas dos Servidores Ativos - Fundo Financeiro ... 65
Quadro 60: Distribuição dos Servidores Ativos por Faixa Etária - Fundo Financeiro ... 66
Quadro 61: Distribuição dos Servidores Ativos por Idade de Admissão - Fundo Financeiro ... 66
Quadro 62: Distribuição dos Servidores Ativos por Faixa Salarial - Fundo Financeiro ... 67
Quadro 63: Distribuição de Servidores Ativos por Tempo de Serviço no Estado ... 68
Quadro 64: Distribuição dos Servidores Ativos por Idade Provável de Aposentadoria - Fundo Financeiro ... 69
Quadro 65: Distribuição dos Servidores Ativos por Estado Civil - Fundo Financeiro ... 69
Quadro 66: Variáveis Estatísticas dos Servidores Aposentados ... 70
Quadro 67: Servidores Aposentados Agrupados por Tipo de Aposentadoria ... 70
Quadro 68: Distribuição de Servidores Aposentados por Faixa Etária ... 70
Quadro 69: Distribuição dos Servidores Aposentados por Faixa de Beneficio ... 71
Quadro 70: Estatísticas dos Pensionistas ... 72

Quadro 71: Distribuição dos Pensionistas por Faixa de Benefícios 72
Quadro 72: Receitas 73
Quadro 73: Despesas 73
Quadro 74: Recursos Financeiros 73
Quadro 75: Custos Normal Total do Fundo Financeiro 89
Quadro 76: Reserva Matemática - Plano Financeiro – Taxa de Juros 5,00% 90

ÍNDICE DE GRÁFICOS

Gráfico 1: Benefícios Previdenciários 5
Gráfico 2: Evolução do número de participantes Vinculados ao Fundo Previdenciário 8
Gráfico 3: Diferença entre a Professora e Servidor Civil do Sexo Masculino 23
Gráfico 4: Distribuição dos Servidores Ativos por Faixa Etária - Fundo Previdenciário 25
Gráfico 5: Distribuição dos Servidores Ativos por Idade de Admissão - Fundo Previdenciário 25
Gráfico 6: Distribuição dos Servidores Ativos por Faixa Salarial - Fundo Previdenciário 26
Gráfico 7: Distribuição de Servidores Ativos por Tempo de Contribuição no Estado - Fundo Previdenciário 27
Gráfico 8: Distribuição dos Servidores Ativos por Idade Provável de Aposentadoria - Fundo Previdenciário 28
Gráfico 9: Distribuição de Servidores Aposentados por Faixa Etária 29
Gráfico 10: Distribuição de Servidores Aposentados por Faixas de Valor de Benefício 30
Gráfico 11: Distribuição de Pensionistas por Faixa de Benefícios 31
Gráfico 12: Evolução do número de participantes Vinculados ao Fundo Financeiro 49
Gráfico 13: Distribuição dos Servidores Ativos por Faixa Etária - Fundo Financeiro 66
Gráfico 14: Distribuição dos Servidores Ativos por Idade de Admissão - Fundo Financeiro 67
Gráfico 15: Distribuição dos Servidores Ativos por Faixa Salarial - Fundo Financeiro 68
Gráfico 16: Distribuição de Servidores Ativos por Tempo de Serviço no Estado 68
Gráfico 17: Distribuição dos Servidores Ativos por Idade Provável de Aposentadoria - Fundo Financeiro 69
Gráfico 18: Distribuição de Servidores Aposentados por Faixa Etária 71
Gráfico 19: Distribuição de Servidores Aposentados por Faixas de Valor de Benefício 71
Gráfico 20: Distribuição dos Pensionistas por Faixa de Benefícios 72

Avaliação Atuarial do Sistema Previdenciário do Estado do Rio de Janeiro

1 Apresentação

A Avaliação Atuarial periódica de um Plano de benefícios de Regime Próprio de Previdência Social, além de ser uma exigência legal, prevista na Lei nº. 9.717/98 e Portaria MPS nº. 204/08, é essencial para a revisão dos planos de custeio e de benefícios do plano previdenciário, no sentido de manter ou atingir o equilíbrio financeiro e atuarial. Desta forma, o RIOPREVIDÊNCIA - Fundo Único de Previdência Social do Estado do Rio de Janeiro, contratou a Caixa Econômica Federal para elaboração desta avaliação atuarial.

Como prevê o artigo 5° e 7° da Lei Estadual nº 6.338, de 06 de novembro de 2012, transcrito a seguir, a massa de segurados está segmentada em dois grupos, a saber:

A referida lei cria dois Fundos, sendo o Primeiro o Fundo Financeiro que é constituído dos atuais servidores ativos, inativos e pensionistas que ingressaram no Estado até o dia 03/09/2013, os servidores militares e seus dependentes e os servidores que tomaram posse em cargo público no Estado a partir do dia 04/09/2013, mas ingressaram no serviço público antes desta data sem interrupção, além de seus dependentes. O segundo Fundo, Chamado de Previdenciário, será constituído pelos servidores civis que ingressaram no serviço público municipal, estadual ou federal a partir de 04/09/2013 e não tinham vínculo com serviço público anterior ou tinham vinculo, mas com interrupção.

Importante citar que a Lei nº 6.243, de 21 de maio de 2012 instituiu o Regime de Previdência Complementar de caráter facultativo, abrangendo todos servidores, exceto os militares. Desta forma, o Fundo Previdenciário tem como base de cálculo de contribuição aos valores das remunerações limitados ao teto de benefício do RGPS.

A avaliação atuarial foi desenvolvida em quatro etapas:

- Análise crítica da base de dados dos servidores ativos, aposentados e dos pensionistas;
- Seleção das hipóteses financeiras e atuariais, regimes de financiamento e outros mecanismos de dimensionamento dos compromissos dos planos e a realização do Cálculo Atuarial;
- Análise dos resultados e realização de estudos acerca da viabilidade da manutenção dos planos de custeio; e, caso estejam em desequilíbrio, um

ou mais planos de custeio serão discutidos e propostos, de forma a promover o equilíbrio de longo prazo do plano, sem desequilibrar as contas no curto e médio prazos; e

- Comparação dos resultados das três últimas avaliações atuariais realizadas para os planos previdenciários do RPPS.

2 Bases Utilizadas na Elaboração da Avaliação Atuarial

2.a. Bases Legais

- Constituição Federal (alterações introduzidas pelas Emendas Constitucionais nos 20, 41,47, 70 e 88 publicadas em 16 de dezembro de 1998, 31 de dezembro de 2003, 06 de julho de 2005, 29 de março de 2012 e 07 de maio de 2015, respectivamente);
- Lei nº. 10.887, de 21 de junho de 2004;
- Lei Complementar nº 152, de dezembro de 2015;
- Portaria MPS nº. 204, de 10 de julho de 2008 e alterações posteriores;
- Portaria MPS nº. 402, de 10 de dezembro de 2008 e alterações posteriores;
- Portaria MPS nº. 403, de 10 de dezembro de 2008 e alterações posteriores;
- Lei nº 5.260 de 11 de junho de 2008;
- Lei Estadual nº 6.338, de 06 de novembro de 2012;
- Lei Estadual nº 6.243, de 21 de maio de 2012;
- Lei nº 7606 de 26 de maio de 2017; e
- Lei nº 7628 de 09 de junho de 2017.

Conforme prevê o Art. 79. da Portaria MPS nº. 464, de 19 de novembro de 2018, a aplicação de seus parâmetros é facultativa para a avaliação atuarial relativa ao exercício de 2019, posicionada em 31 de dezembro de 2018. Assim sendo, esta análise considera os parâmetros definidos na Portaria MPS nº. 403/08.

2.b. Bases Técnicas

A Base Técnica Atuarial é composta por todas as premissas, hipóteses e técnicas matemáticas, dentre outras, que norteiam o cálculo da Reserva Matemática de Benefícios Concedidos (RMBC), da Reserva Matemática de Benefícios a Conceder (RMBaC), do Custo Normal (CN) e do Custo Suplementar (CS) do Plano de Benefícios Previdenciário. Foram consideradas neste estudo as bases técnicas que entendemos

serem aderentes às características da massa de participantes:

Quadro 1: Premissas utilizadas no cálculo atuarial

Premissa	Utilizado
Taxa de Juros Real1	5,00% a.a.
Taxa de Juros Real – Fundo Financeiro[2]	0,00% a.a.
Taxa de Inflação	0,00% a.a.
Taxa de Crescimento Salarial Real3	1,00% a.a.
Taxa de Crescimento de Benefícios Real	0,00% a.a.
Taxa de Rotatividade4	1,00% a.a.
Taxa de Despesas Administrativas5	2,00% a.a.
Novos entrados6	Sim
Teto de Benefício do INSS	R$ 5.645,80
Compensação Previdenciária	Sim

Quadro 2: Tábuas Biométricas utilizadas em função do evento gerador

Evento Gerador	Tábua
Mortalidade Geral[7]	AT-2000
Sobrevivência	IBGE-2017
Entrada em Invalidez	ALVARO VINDAS
Mortalidade de Inválidos	IBGE-2017

Elaboração: CAIXA

2.c. Base de Dados

A base de dados utilizada nesta avaliação contém informações dos servidores ativos e aposentados de cada um dos planos previdenciários do RPPS do Estado do Rio de Janeiro, bem como dos dependentes destes servidores e, ainda, as informações cadastrais dos pensionistas.

Atendendo ao que dispõe o artigo 40 da Constituição Federal, já com a redação ajustada pela EC nº. 41/03, transcrito a seguir, foram considerados nesta avaliação atuarial os servidores titulares de cargos efetivos. Dessa forma, quando, neste texto, mencionarmos o termo “servidores ativos” estaremos, na verdade, nos referindo aos servidores titulares de cargo efetivo.

[1] De acordo com o Parágrafo Único do Artigo 9º da Portaria MPS nº. 403/08, a taxa de juros real do cálculo atuarial não poderá exceder a 6% ao ano.
[2] De acordo com o Parágrafo Único do Artigo 9º da Portaria MPS nº. 403/08, a taxa de juros real do cálculo atuarial não poderá exceder a 6% ao ano.
[3] De acordo com o Artigo 8º da Portaria MPS nº. 403/08, o crescimento salarial real apurado deverá apresentar uma elevação mínima de 1% ao ano.
[4] Conforme o estabelecido no §1º do Artigo 7º da Portaria MPS nº. 403/08, a taxa de rotatividade máxima permitida é de 1% ao ano.
[5] Apesar de o Artigo 15 da Portaria MPS nº. 402, de 11.12.2008, constar que a taxa de administração não poderá exceder a dois pontos percentuais do valor total da remuneração, proventos e pensões dos segurados vinculados ao regime próprio de previdência social, relativamente ao exercício financeiro anterior, consideramos que a despesa administrativa será de 2,00% sobre o total das remunerações e benefícios.
[6] Hipótese de comportamento da contratação de novos servidores. Considerado apenas para projeção das receitas e despesas futuras, não levado em consideração para fins de custos e Reserva Matemática.
[7] Conforme caput do Artigo 6º e seu Inciso I, ambos, da Portaria MPS n.º 403/08, poderão ser utilizadas no cálculo atuarial quaisquer tábuas, desde que não indiquem obrigações inferiores às estabelecidas pela tábua atual de mortalidade gerada pelo Instituto Brasileiro de Geografia e Estatística – IBGE.

> *"Art. 40. Aos servidores titulares de cargos efetivos da União, dos Estados, do Distrito Federal e dos Municípios, incluídas suas autarquias e fundações, é assegurado regime de previdência de caráter contributivo e solidário, mediante contribuição do respectivo ente público, dos servidores ativos e inativos e dos pensionistas, observados critérios que preservem o equilíbrio financeiro e atuarial e o disposto neste artigo.*
> *...*
> *§ 13. Ao servidor ocupante, exclusivamente, de cargo em comissão declarado em lei de livre nomeação e exoneração bem como de outro cargo temporário ou de emprego público, aplica-se o regime geral de previdência social".*

Foram consideradas as seguintes datas base:

- Data-base dos dados: **30/set/18;**
- Data da avaliação: **31/dez/18;**
- Data da Elaboração da Avaliação: **13/fev/19.**

3 Depuração da Base de Dados

Os resultados apresentados neste estudo foram afetados pela inexistência ou inconsistência de informações apresentadas nas bases de dados encaminhadas pelo Estado, o que determinou a adoção de premissas técnicas que visam reduzir seus efeitos nos resultados da avaliação atuarial. As inconsistências e as respectivas hipóteses adotadas estão descritas no Anexo 11.

4 Descrição dos Benefícios do Plano Previdenciário e Abono Anual

Para elaboração da avaliação atuarial, foram considerados os benefícios previdenciários descritos abaixo, previstos na legislação federal, para fins de apuração do custo:

- Pensão por Morte;
- Aposentadorias – compulsória, por tempo de contribuição e por idade;
- Aposentadoria por Invalidez; e
- Auxílio-Reclusão.

A partir da data de vinculação ao RPPS, o servidor está sujeito a possibilidade de deixar de ser servidor ativo por motivo de exoneração, morte ou aposentadoria voluntária, compulsória ou por invalidez. Em caso de morte em gozo de aposentadoria, há ainda a possibilidade de reversão do benefício em pensão. O esquema a seguir ilustra esta evolução ao longo do tempo.

Gráfico 1: Benefícios Previdenciários

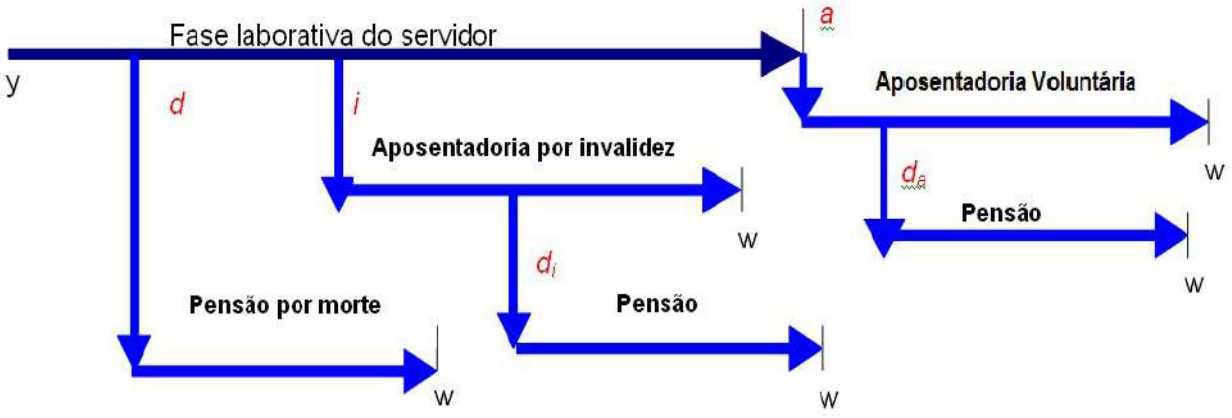

Fonte: Adaptado de Fontoura, 2002.
Elaboração: CAIXA.

- *y*: ingresso no RPPS;
- *d*: a morte do servidor ativo
- *i*: entrada em invalidez do servidor ativo;
- d_i: a morte do aposentado por invalidez;
- *a*: idade de elegibilidade do servidor ativo ao benefício de Aposentadoria Voluntária e Compulsória;
- d_a: morte do aposentado voluntário ou compulsório; e
- *w*: extinção do benefício.

A morte do servidor ativo gera ao Regime a obrigação de pagar o benefício de pensão vitalícia ou temporária aos dependentes, no caso do servidor ser casado e/ou possuir dependentes. Já a entrada em estado de invalidez ocasiona obrigatoriamente o pagamento do benefício de aposentadoria por invalidez ao próprio servidor inválido durante a sua sobrevida. Caso o aposentado por invalidez venha a falecer, deixará aos seus dependentes (caso os tenha) o direito de receber a pensão dela decorrente, conforme as regras que regem o Plano. Estes benefícios são conhecidos como benefícios de risco, uma vez que sua concessão é aleatória e involuntária.

Caso o servidor percorra toda a extensão da fase laborativa, vivo e válido, tornar-se-á elegível ao benefício de aposentadoria voluntária ou compulsória. Estes benefícios são conhecidos como benefícios programados, uma vez que suas concessões são previsíveis e voluntárias. O servidor receberá, a partir de então, sua renda de inatividade até o seu falecimento. Assim como no benefício de invalidez, há a possibilidade de reversão do benefício de aposentadoria em pensão aos dependentes legais.

A seguir serão evidenciadas as principais características da população analisada, através de gráficos e quadros estatísticos, delineando o perfil dos servidores

ativos, aposentados e dos pensionistas conforme segmentação de massa implementada pela Lei Estadual nº 6.338, de 06 de novembro de 2012.

Fundo Previdenciário

Composto pelos servidores admitidos a partir de 04/set/13 e aposentadorias e pensões geradas por estes servidores, conforme a Lei Estadual nº 6.338, de 06 de novembro de 2012. Os benefícios deste Fundo serão financiados sob o Regime Financeiro de Capitalização.

5 Perfil da População do Fundo Previdenciário

5.a. Distribuição da População por Segmento

A população analisada, em termos quantitativos, está distribuída da seguinte forma:

Quadro 3: Quantitativo da População Estudada por Segmento - Fundo Previdenciário

Ativos	Aposentados	Pensionistas
18.604	28	32

Elaboração: CAIXA

Analisando a composição da população de servidores do Estado do Rio de Janeiro, verifica-se que o total de aposentados e pensionistas representa uma parcela de 0,32% do grupo. Esta distribuição aponta para uma proporção de 310,07 servidores ativos para cada servidor aposentado ou dependente em gozo de benefício, conforme demonstrado no quadro a seguir.

Quadro 4: Proporção entre Servidores Ativos, Aposentados e Pensionistas

Discriminação	Ativos	Aposentados e Pensionistas	Proporção Ativos / Aposentados e Pensionistas
Quantitativo	99,68%	0,32%	310,07

Elaboração: CAIXA

O gráfico seguinte demonstra a evolução da população de servidores aposentados e pensionistas do Estado do Rio de Janeiro vinculada ao Fundo Previdenciário prevista para as próximas décadas. Esta previsão é realizada considerando as possibilidades de desligamento que o grupo está sujeito, quais sejam: benefícios de aposentadoria e invalidez.

Gráfico 2: Evolução do número de participantes Vinculados ao Fundo Previdenciário

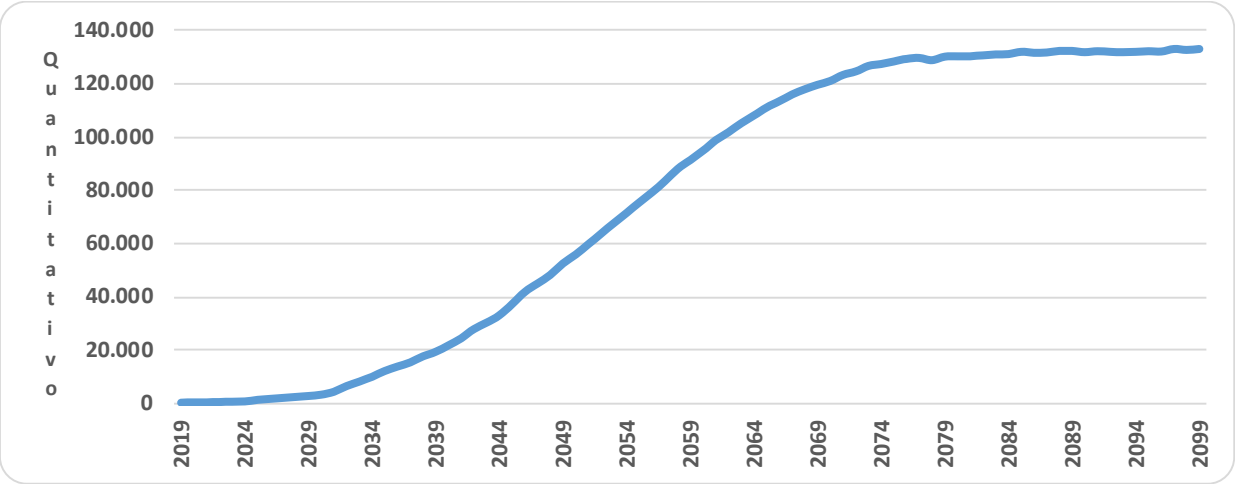

Como pode ser observado no gráfico, a concessão dos benefícios concedidos do Fundo Previdenciário evoluirá gradativamente até atingir a maturidade, quando o quantitativo de servidores ativos, aposentados e pensionistas tenderá a

estabilidade. Entretanto, variações nesse quantitativo podem ocorrer motivadas pela ocorrência dos benefícios de risco (aposentadoria por invalidez ou pensão por morte).

5.b. Composição da Despesa com Pessoal por Segmento

Quadro 5: Gasto com Pessoal por Segmento

Discriminação	Folha Mensal	Quantidade	Remuneração Média
Servidores Ativos	R$ 57.384.685,30	18.604	R$ 3.084,53
Servidores Aposentados	R$ 53.458,84	28	R$ 1.909,24
Pensionistas	R$ 102.733,83	32	R$ 3.210,43
Total	R$ 57.540.877,97	18.664	R$ 3.082,99

Obs.: A despesa apresentada representa apenas os gastos com remuneração e proventos de servidores.

Considerando as informações descritas no quadro anterior, verifica-se que a despesa atual com pagamento de benefícios previdenciários do Estado do Rio de Janeiro representa 0,27 do total de gastos com pessoal e 0,27% da folha de pagamento dos servidores ativos, conforme demonstrado no quadro abaixo:

Para o custeio do Plano Previdenciário, o Estado do Rio de Janeiro e os segurados, efetuam contribuições normais conforme descrito abaixo:

- contribuições mensais dos servidores ativos: 14,00% calculados sobre a remuneração de contribuição;
- contribuições mensais dos servidores aposentados e pensionistas: não contribuem para este Fundo;
- contribuições mensais dos aposentados e pensionistas portadores de doenças incapacitantes: não contribuem para este Fundo; e
- contribuições mensais do Estado: 22,00% sobre a remuneração de contribuição dos servidores ativos.

Este plano de custeio gera as seguintes receitas financeiras mensais:

Quadro 6: Receita de Contribuição por Segmento do Fundo Previdenciário

Discriminação	Base de Cálculo	Valor da Base de Cálculo	Percentual de Contribuição	Receita
Servidores Ativos	Folha de salários	R$ 57.384.685,30	14,00%	R$ 8.033.855,94
Servidores aposentados	Valor que excede teto do INSS - aposentados	R$ 0,00	0,00%	R$ 0,00
Pensionistas	Valor que excede teto do INSS - Pensionistas	R$ 0,00	0,00%	R$ 0,00
Município - CN	Folha de salários	R$ 57.384.685,30	20,00%	R$ 11.476.937,06
Município - CS	Folha de salários	R$ 57.384.685,30	0,00%	R$ 0,00
Total Receita de Contribuição				**R$ 19.510.793,00**
Município - Tx de Administração	Folha de salários e benefícios	R$ 57.540.877,97	2,00%	R$ 1.150.817,56
Total de Receita				R$ 20.661.610,56

Elaboração: CAIXA
*Taxa de administração incidentes sobre o valor total da remuneração, proventos e pensões dos segurados.

Ao confrontar receitas e despesas, constata-se o seguinte fluxo financeiro:

Quadro 7: Resultado Financeiro

Discriminação	Total		
Total de receita de contribuição	R$19.510.793,00		
Total de despesa previdenciária	Aposentadorias e Pensões	R$ 156.192,67	R$161.931,14
	Auxílios (*)	R$ 5.738,47	
Resultado (receitas - despesas)	**R$19.348.861,86**		
Resultado sobre folha salarial	33,72%		
Resultado sobre arrecadação	99,17%		

(*) Corresponde à média mensal das despesas com Auxílios, conforme valores informados à CAIXA.
Fonte: Banco de dados disponibilizado pelo Estado.
Elaboração: CAIXA

Desse modo, considerando uma arrecadação de R$ 19.510.793,00, verifica-se a existência de um excedente financeiro da ordem 33,72% da folha de salários dos servidores ativos.

5.c. Estatísticas gerais dos servidores ativos, aposentados e pensionistas do Fundo Previdenciário

Quadro 8: Ativos

Discriminação	Valores
População	18.604
Idade média atual	37
Idade média de admissão no serviço público	33
Idade média de aposentadoria projetada	61
Salário médio	R$ 3.084,53
Total da folha de salários mensal	**R$ 57.384.685,30**

Quadro 9: Aposentados

Discriminação	Valores
População	28
Idade média atual	44
Benefício médio	R$ 1.909,24
Total da folha de benefícios mensal	**R$ 53.458,84**

Quadro 10: Pensionistas

Discriminação	Valores
População	32
Idade média atual	36
Benefício médio	R$ 3.210,43
Total da folha de benefícios mensal	**R$ 102.733,83**

Quadro 11: Total

Discriminação	Valores
População	18.664
Total da folha de salários e benefícios mensal	R$ 57.540.877,97

6 Patrimônio do Plano

O Patrimônio efetivamente constituído pelo RPPS (Ativo do Plano) é o valor utilizado para fazer face às Reservas Matemáticas calculadas (Passivo do Plano) e determinará se o Plano de Benefícios Previdenciário está equilibrado, deficitário ou superavitário. Esse patrimônio pode ser composto por bens, direitos e ativos financeiros. Esses ativos financeiros, conforme disposto no art.2º da Resolução CMN nº 3.922/2010, podem estar segmentados em Renda Fixa, Renda Variável e Imóveis (Fundos Imobiliários).

O patrimônio constituído do RPPS em 31/dez/18, conforme informação dada à CAIXA, totaliza R$ 1.223.335.650,55 e é composto por ativo financeiro.

7 Custo Previdenciário - Fundo Previdenciário

7.a. Modelo de Financiamento do Custo Previdenciário

Para apuração do Custo Previdenciário do Fundo Previdenciário, são utilizados regimes financeiros definidos em função das características de cada benefício previdenciário.

Entende-se como Regime Financeiro o modelo de financiamento adotado pelo atuário para estabelecer o nível e as épocas de realização das contribuições necessárias para cobertura dos benefícios assegurados pelo Plano. São três os regimes financeiros atuariais: Capitalização (CAP), Repartição de Capitais de Cobertura (RCC) e Repartição Simples (RS). Eles distinguem-se entre si, basicamente, pelo período de contribuição, pelo benefício para o qual é mais indicado e pelo nível de formação de reservas financeiras.

Para os benefícios de aposentadoria (reversível aos dependentes) utilizou-se o regime financeiro de capitalização, tendo como método de acumulação de reservas o de Idade de Entrada Normal. O cálculo do custo é realizado de forma individualizada e seu somatório é dividido pelo valor da folha de salários. Esse procedimento aponta um percentual de contribuição constante ao longo do tempo que deverá ser rateado entre os servidores e o Governo. Ressalte-se que, nesse modelo, o período de contribuição se estende da data de admissão no serviço público até a data de aposentadoria; e

Para os demais benefícios, pensão de servidores ativos e aposentadoria por invalidez, utilizou-se o regime financeiro de repartição de capitais de cobertura.

Quadro 12: Custo Normal Agrupado por Regime Financeiro

Regime Financeiro	Custo Normal	Custo Anual	Taxa sobre a folha de ativos
Capitalização	Aposentadoria Voluntária e Compulsória	R$142.038.573,06	19,04%
	Reversão da Aposentadoria Voluntária e Compulsória em Pensão	R$27.602.033,63	3,70%
Repartição de Capitais de Cobertura	Invalidez com reversão ao dependente	R$10.966.213,36	1,47%
	Pensão por Morte do Servidor Ativo	R$22.529.227,45	3,02%
	Auxílio-Reclusão	R$74.600,09	0,01%
Repartição Simples	Auxílio-Doença	R$0,00	0,00%
	Salário-Maternidade	R$0,00	0,00%
	Salário-Família	R$0,00	0,00%
Total		**R$203.210.647,59**	**27,24%**

7.b. Custo Normal

O Custo Normal Anual Total do Plano corresponde ao somatório dos valores necessários para a formação das reservas para o pagamento de aposentadorias programadas e dos benefícios de risco (pensão por morte de servidores ativos e aposentadoria por invalidez e do auxílio-reclusão adicionado à Taxa de Administração. Como o próprio nome diz, os valores do Custo Normal Anual correspondem ao valor que manterá o Plano equilibrado durante um ano, a partir da data da avaliação atuarial. Na reavaliação atuarial anual obrigatória, as reservas deverão ser recalculadas e será verificada a necessidade ou não de alteração na alíquota de contribuição.

Quadro 13: Custos Normal Total

CUSTO NORMAL	Custo Anual (R$)	Taxa sobre a folha de ativos
Aposentadorias com reversão ao dependente	R$ 169.640.606,69	22,74%
Invalidez com reversão ao dependente	R$ 10.966.213,36	1,47%
Pensão de ativos	R$ 22.529.227,45	3,02%
Auxílios	R$ 74.600,09	0,01%
CUSTO NORMAL ANUAL LÍQUIDO	**R$ 203.210.647,59**	**27,24%**
Administração do Plano	R$ 14.960.628,27	2,00%
CUSTO NORMAL ANUAL TOTAL	**R$ 218.171.275,86**	**29,24%**

Conforme prever o artigo 15 da Portaria MPS nº. 402/2008, dispor que a taxa de administração não poderá exceder a dois pontos percentuais incidentes sobre o valor total da remuneração, proventos e pensões dos segurados vinculados ao Regime Próprio de Previdência Social, relativamente ao exercício financeiro anterior. Desta forma, utilizou como forma de contribuição para custeio administrativo o total de remunerações, proventos e pensões.

7.c. Reservas Matemáticas

Reserva Matemática é a conta do Passivo Atuarial que expressa a projeção atuarial, representativa da totalidade dos compromissos líquidos do plano para com

seus segurados (ativos, aposentados e pensionistas). Ou seja, representa a diferença entre benefícios previdenciários futuros e contribuições futuras trazidos financeiramente à data presente (valor presente) considerando-se uma determinada taxa de juros.

A Reserva Matemática é de Benefícios Concedidos quando se refere aos servidores aposentados e pensionistas e de Benefícios a Conceder quando se refere aos servidores ativos.

Ao se calcular a diferença entre o Ativo Líquido e as Reservas Matemáticas, pode-se avaliar se o Plano é superavitário, resultado positivo, ou deficitário, resultado negativo. O quadro a seguir apresenta este resultado levando em consideração as obrigações e o patrimônio do Fundo Previdenciário.

Quadro 14: Reservas - Plano Previdenciário

Discriminação	Valores
(-) Valor Presente dos Benefícios Futuros (aposentados)	(R$ 10.342.047,59)
(+) Valor Presente das Contribuições Futuras (aposentados)	R$ 0,00
(-) Valor Presente dos Benefícios Futuros (pensionistas)	(R$ 22.652.389,76)
(+) Valor Presente das Contribuições Futuras (pensionistas)	R$ 0,00
(+) Valor Presente das Contribuições Futuras (Ente)	R$ 0,00
(+) Compensação Previdenciária*	R$ 214.463,84
Reserva Matemática de Benefícios Concedidos (RMB – Concedido)	**(R$ 32.779.973,51)**
(-) Valor Presente dos Benefícios Futuros	(R$ 3.123.982.678,07)
(+) Valor Presente das Contribuições Futuras - Serv. Ativos	R$ 914.804.319,36
(+) Valor Presente das Contribuições Futuras - Serv. Apos. e Pens.	R$ 0,00
(+) Valor Presente das Contribuições Futuras - Ente Sobre Ativos***	R$ 1.437.549.644,71
(+) Compensação Previdenciária*	R$ 19.681.090,87
Reserva Matemática de Benefícios a Conceder (RMB a Conceder)	**(R$ 751.947.623,13)**
(-) Reserva Matemática de Benefícios Concedidos (RMBC)	(R$ 32.779.973,51)
(-) Reserva Matemática de Benefícios a Conceder (RMBaC)	(R$ 751.947.623,13)
Reservas Matemáticas (RMBaC + RMBC)	**(R$ 784.727.596,64)**
(+) Ativo do Plano***	R$ 1.223.335.650,55
(+) Outros Créditos	R$ 0,00
Superávit Técnico Atuarial	**R$ 438.608.053,91**

*Para efeito de estimativa da Compensação Previdenciária, calculou-se o percentual da folha de aposentados que retorna ao RPPS como Compensação Previdenciária e aplicou-se tal percentual sobre o Valor Presente de Benefícios Futuros dos atuais ativos e aposentados.
**Corresponde ao valor presente das contribuições futuras do ente público que tomaram como base a folha de salários;
***O ativo financeiro do Plano foi informado pelo RPPS nas "Informações Complementares" referente a 31/dez/18.

Para entendimento do quadro Reservas Matemáticas apresentamos as seguintes definições:

- **Valor Presente** – corresponde ao somatório de pagamentos futuros que serão efetuados pelo Regime Próprio de Previdência Social, trazidos à data atual, descontados os juros acumulados em cada período e as probabilidades de decremento do grupo de servidores ativos, seja por morte, aposentadoria, invalidez, exoneração ou demissão;

- **RMB Concedido** – corresponde ao somatório das reservas necessárias ao pagamento dos benefícios dos aposentados e pensionistas atuais descontadas as contribuições

futuras que serão vertidas ao plano de previdência, tanto da parte patronal como da parte dos servidores;

- **RMB a Conceder** – corresponde ao somatório das reservas necessárias ao pagamento dos benefícios de aposentadoria e pensão para os atuais ativos descontadas as contribuições futuras que serão vertidas ao plano de previdência, tanto da parte patronal como da parte dos servidores;
- **Reserva a Amortizar** – corresponde ao valor necessário para a amortização do déficit.

Para estimar o valor presente do fluxo de Compensação Previdenciária, considerou-se que os valores a receber serão proporcionais a despesa corrente com pagamento de aposentadorias e que o valor presente total estimado de receitas deste encontro de contas é inferior a 10,00% do valor presente dos benefícios futuros utilizado para cálculo das Reservas Matemáticas, partindo-se do pressuposto que atualmente o valor de receita deste encontro de contas com o Regime Geral de Previdência Social é de R$ 8.880.551,85 ao mês.

O valor da Reserva Matemática necessária destes servidores é de R$ 784.727.596,64 e, como o Ativo Financeiro deste Fundo é de R$ 1.223.335.650,55, há um superávit de R$ 438.608.053,91. Em observância às normas do Ministério da Previdência Social tal superávit foi alocado na conta "Ajuste de Resultado Atuarial Superavitário" o equivalente ao mínimo entre 25% das Reservas Matemáticas e o valor do superávit.

8 Análises de Variações de Resultados Fundo Previdenciário

A seguir, são analisadas as principais variações nas estatísticas e nos Custos e Reservas Matemáticas do Plano oferecido aos participantes do RPPS vinculados ao Fundo Previdenciário considerando esta avaliação atuarial e as dos anos anteriores.

8.a. Variação nas Estatísticas do Fundo Previdenciário

Quadro 15: Variações do Quantitativo de participantes

Discriminação	Ativos	Aposentados	Pensionistas
Avaliação Atuarial 2017	18.973	7	17
Avaliação Atuarial 2018	18.597	12	28
Avaliação Atuarial 2019	18.604	28	32

Quadro 16: Variações dos Salários e Benefícios Médios

Discriminação	Ativos	Aposentados	Pensionistas
Avaliação Atuarial 2017	R$ 3.379,01	R$ 1.725,66	R$ 2.830,59
Avaliação Atuarial 2018	R$ 3.324,82	R$ 1.611,73	R$ 3.109,11
Avaliação Atuarial 2019	R$ 3.084,53	R$ 1.909,24	R$ 3.210,43

Quadro 17: Variações das Folhas de Salários e Benefícios

Discriminação	Ativos	Aposentados	Pensionistas
Avaliação Atuarial 2017	R$ 64.109.908,39	R$ 12.079,63	R$ 48.120,02
Avaliação Atuarial 2018	R$ 61.831.586,76	R$ 19.340,78	R$ 87.054,99
Avaliação Atuarial 2019	R$ 57.384.685,30	R$ 53.458,84	R$ 102.733,83

Quadro 18: Estatísticas dos Servidores Ativos Admitidos no Estado Após a Última Avaliação Atuarial

Discriminação	Feminino	Masculino	Total
População	259	392	651
Folha salarial mensal	R$ 660.712,57	R$ 1.285.471,43	R$ 1.946.184,00
Salário médio	R$ 2.551,01	R$ 3.279,26	R$ 2.989,53
Idade mínima atual	24	20	20
Idade média atual	38	39	38
Idade máxima atual	63	64	64
Idade mínima de admissão	23	20	20
Idade média de admissão	37	38	38
Idade máxima de admissão	62	64	64
Idade média de aposentadoria projetada	54	59	57

Dos dados dispostos nos quadros acima pode ser feita a seguinte análise:

- redução de 0,04% pontos percentuais no número de participantes ativos, 7 servidores. Paralelo a isto, houve aumento do número de servidores aposentados, 16, e aumento de pensionistas, 4, que combinado com a variação dos valores médios de salários e benefícios resultou em redução de 7,10% no gasto com pessoal.

8.b. Variação no Custo Previdenciário e Reservas do Fundo Previdenciário

Quadro 19: Variação do Custo Normal

CUSTO NORMAL	Avaliação Atuarial 2017	Avaliação Atuarial 2018	Avaliação Atuarial 2019
Aposentadorias com reversão ao dependente	22,42%	24,10%	22,74%
Invalidez com reversão ao dependente	1,38%	1,46%	1,47%
Pensão de ativos	2,95%	3,08%	3,02%
Auxílios	0,01%	0,01%	0,01%
CUSTO ANUAL LÍQUIDO NORMAL	**26,76%**	**28,65%**	**27,24%**
Administração do Plano	2,00%	2,00%	2,00%
CUSTO ANUAL NORMAL TOTAL	**28,76%**	**30,65%**	**29,24%**

Quadro 20: Variações dos Valores de Reservas e Ativo do Plano

Reservas Matemáticas (RMBaC + RMBC)	Avaliação Atuarial 2017	Avaliação Atuarial 2018	Avaliação Atuarial 2019
(-) Reserva Matemática de Benefícios Concedidos (RMBC)	R$ 13.547.005,56	R$ 24.029.909,78	R$ 32.779.973,51
(-) Reserva Matemática de Benefícios a Conceder (RMBaC)	R$ 400.299.104,58	R$ 689.292.048,11	R$ 751.947.623,13
Reservas Matemáticas (RMBaC + RMBC)	R$ 413.846.110,14	R$ 713.321.957,89	R$ 784.727.596,64
(+) Ativo Líquido do Plano	R$ 569.605.210,34	R$ 878.551.184,59	R$ 1.223.335.650,55
Resultado: Superávit Técnico Atuarial	**R$ 155.759.100,20**	**R$ 165.229.226,70**	**R$ 438.608.053,91**

Dos dados dispostos nos quadros acima, podem ser feitas as seguintes análises:

- variação no Custo Normal em função das Aposentadorias com reversão ao dependente;
- aumento de 36,21% dos valores de Reservas Matemáticas de Benefícios Concedidos em função do aumento de 46,80% da folha de benefícios de aposentados e pensionistas;
- aumento de 165,45% do valor do superávit, visto que o Ativo Líquido do Plano teve aumento de 39,25% e não foi na mesma magnitude do aumento dos valores das Reservas Matemáticas de 10,01%.

9 Parecer Atuarial

Com a finalidade de garantir a cobertura financeira dos benefícios previdenciários, o Estado do Rio de Janeiro e seus servidores vertem contribuições mensais para um Fundo Previdenciário.

Como prevê o artigo 5° e 7° da Lei Estadual nº 6.338, de 06 de novembro de 2012, transcrito a seguir, a massa de segurados está segmentada em dois grupos, a saber:

A referida lei cria dois Fundos, sendo o Primeiro o Fundo Financeiro que é constituído dos atuais servidores ativos, inativos e pensionistas que ingressaram no Estado até o dia 03/09/2013, os servidores militares e seus dependentes e os servidores que tomaram posse em cargo público no Estado a partir do dia 04/09/2013, mas ingressaram no serviço público antes desta data sem interrupção, além de seus dependentes. O segundo Fundo, Chamado de Previdenciário, será constituído pelos servidores civis que ingressaram no serviço público municipal, estadual ou federal a partir de 04/09/2013 e não tinham vínculo com serviço público anterior ou tinham vinculo, mas com interrupção.

Além da segregação da massa de servidores, há também a previdência complementar, motivo pelo qual os salários de contribuição e benefícios estão limitados ao teto de benefício do RGPS.

Diante da inexistência ou inconsistência de informações apresentadas nas bases de dados cadastrais encaminhadas pelo Estado, foram adotadas premissas técnicas que visam reduzir seus efeitos nos resultados da avaliação atuarial. Tais inconsistências estão relacionadas, ao tempo de serviço anterior ao ingresso no Estado igual a zero e ao baixo índice de casados.

Para o cálculo individual da idade de ingresso no mercado de trabalho tanto para homens quanto para mulheres, adotou-se a menor idade entre 25 anos e a idade de admissão no Estado, assim temos:

- Idade hipotética adotada nesta avaliação como primeira vinculação a regime previdenciário – Masculino.
    - Menor idade entre 25 anos e a idade de admissão no Estado.
- Idade hipotética adotada nesta avaliação como primeira vinculação a regime previdenciário – Feminino.
    - Menor idade entre 25 anos e a idade de admissão no Estado.

Justificativa Técnica: com base no histórico de informações dos Estados

analisados pela Caixa, constatou-se que em média a diferença entre a idade de admissão no Estado e o tempo de serviço anterior é de 25 anos.

O quantitativo de servidores casados informado na base de dados cadastrais foi considerado fora dos padrões e muito menor do que observamos nos bancos de dados cadastrais de outros entes públicos. Desta forma, como esta informação interfere diretamente no Custo Previdenciário, adotamos como premissa a proporção de casados observada em nosso histórico de bancos de dados.

Seguindo-se, então, os ditames da Lei n° 9.717/98 e Portarias MPS nºs. 204/08, 402/08 e 403/08, foi realizada avaliação atuarial para revisão do plano de custeio e de benefícios do Plano Previdenciário.

As bases técnicas utilizadas foram eleitas pelo atuário responsável, sendo estas aderentes às características da massa de participantes:

- ***taxa de juros real***[8] utilizada nas projeções contidas nesta avaliação foi de 5% ao ano;
- ***tábuas biométricas***[9] utilizadas foram escolhidas em função do evento gerador:
- Tábua de Mortalidade de Válido (evento gerador sobrevivência) – IBGE-2017;
- Tábua de Mortalidade de Válido (evento gerador morte) – AT-2000;
- Tábua de Entrada em Invalidez – ÁLVARO VINDAS;
- Tábua de Mortalidade de Inválidos – IBGE – 2017;
- probabilidade de deixar um dependente vitalício em caso de morte, cálculo da proporção de servidores casados, por idade, com base nas informações apuradas no banco de dados do Estado, utilizando esta proporção como fator de probabilidade;
- ***crescimento salarial***[10] considerado foi de 1% ao ano;
- ***taxa de rotatividade***[11] considerada foi de 1% ao ano;
- ***custo administrativo***[12] considerado neste estudo corresponde a 2,00% do total da remuneração dos servidores ativos do Estado;

[8] De acordo com o art. 9º. da Portaria MPS nº 403/08, a taxa de juros real do cálculo atuarial não poderá exceder a 6% ao ano.
[9] Conforme art. 6º da Portaria MPS n.º 403/08, poderão ser utilizadas no cálculo atuarial quaisquer tábuas, desde que não indiquem obrigações inferiores a alcançadas na referida Portaria
[10] De acordo com o art. 8º da Portaria MPS n.º 403/08, o crescimento da remuneração real apurado deverá apresentar uma elevação mínima de 1% ao ano.
[11] Conforme o estabelecido no § 1º do art. 7º da Portaria MPS n.º 403/08, a taxa de rotatividade máxima permitida é de 1% ao ano.
[12] O art. 15º da Portaria MPS nº. 402/08 estabelece que a taxa de administração não poderá exceder a dois pontos percentuais do valor total da remuneração, proventos e pensões dos segurados vinculados ao regime próprio de previdência social, relativamente ao exercício financeiro anterior. Neste estudo consideramos que a despesa administrativa será de 2,00% taxa de administração incidentes sobre o valor total da remuneração, proventos e pensões dos segurados.

- ***Geração Futura:*** a cada servidor ativo que se desliga, outro toma seu lugar, com a mesma idade de ingresso e salário inicial daquele que se desligou;

- ***Idade média de aposentadoria projetada***

- • Não professor do sexo Feminino: 60 anos;
- • Não professor do sexo Masculino: 65 anos;
- • Professor do sexo Feminino: 56 anos;
- • Professor do sexo Masculino: 60 anos.

- ***Principais estatísticas dos servidores ativos:***

- • Qtdd – Mulheres: 9.451;
- • Qtdd – Homens: 9.153;
- • Sal – Mulheres (Anual): R$ 354.046.356,01;
- • Sal – homens (Anual): R$ 391.954.552,89; e
- • Folha Salarial - FS (Anual): R$ 746.000.908,91.

Para a utilização da taxa de crescimento salarial de 1,00% a.a., utilizou-se a estimativa da evolução salarial do servidor ativo a cada ano de serviço no Estado através do banco de dados recebido. Para tanto, estimou-se o crescimento salarial do servidor a cada ano de trabalho no Estado segundo um modelo de regressão que avalia a variação salarial em função do tempo de permanência no Estado, estimando-se um crescimento salarial inferior a 1,00%, motivo pelo qual considerou-se o crescimento real mínimo de 1,00% do salário, estabelecido pela Portaria nº. 403/2008.

Da mesma forma que foi avaliado o crescimento salarial, avaliou-se também o crescimento de benefícios, considerando o tempo de recebimento de benefício de aposentadoria e o benefício médio. Esta análise mostrou, segundo o estudo de análise de regressão que o crescimento real do benefício é muito próximo de zero, sendo então considerado este parâmetro.

Considerando as informações disponibilizadas pelos Gestores do Plano, a rentabilidade anual auferida pelo plano de benefícios foi de 9,14%, tomando como índice de correção o INPC, superando então a meta atuarial que foi de 8,61%. Desta forma, optou-se por mantê-la neste patamar para o ano de 2019.

O patrimônio constituído do RPPS em 31/dez/18, conforme informação dada à CAIXA, totaliza R$ 1.223.335.650,55 e é composto por Ativo Financeiro.

Conforme informações dos representantes do RPPS, as contribuições estão definidas da seguinte forma:

- contribuições mensais dos servidores ativos: 14,00%, incidentes sobre a remuneração de contribuição;
- contribuições mensais dos servidores aposentados e pensionistas: não contribuem para este Fundo;
- contribuições mensais dos aposentados e pensionistas portadores de doenças incapacitantes: não contribuem para este Fundo; e
- contribuições mensais do Estado: 22,00% sobre a remuneração de contribuição dos servidores ativos.

Além das receitas de contribuição, o Plano conta também com receitas de Compensação Previdenciária no valor mensal de R$ 8.880.551,85. Foi considerado que o fluxo de receitas deste encontro de contas com o Regime Geral de Previdência será proporcional ao valor de despesa com pagamento de benefícios de aposentadorias. Utilizando-se esta metodologia, o valor presente do fluxo de pagamentos da compensação previdenciária foi avaliado em R$ 19.985.554,71, implicando em redução do déficit técnico atuarial.

A avaliação atuarial apurou que para o custeio do Plano de Benefícios é necessário que as contribuições dos servidores e do Governo Estadual somem 29,24% da folha de remuneração de contribuição dos servidores ativos, sendo a do servidor de no mínimo 11%, conforme Lei n.º 10.887, de 21 de junho de 2004.

Ainda demonstrou-se que as Reservas Matemáticas do Plano somam R$ 784.727.596,64, sendo a Reserva Matemática de Benefícios a Conceder de R$ 751.947.623,13, e a Reserva Matemática de Benefícios Concedidos de R$ 32.779.973,51.

Atualmente, existem 18.604 servidores vinculados ao Plano Previdenciário com data de admissão após 04/set/13, 28 aposentados e 32 pensionistas. O valor da Reserva Matemática necessária destes servidores é de R$ 784.727.596,64 e, como o Ativo Financeiro deste Fundo é de R$ 1.223.335.650,55, há um superávit de R$ 438.608.053,91. Em observância às normas do Ministério da Previdência Social tal superávit foi alocado integralmente na conta “Ajuste de Resultado Atuarial Superavitário”, equivalente a 25% das Reservas Matemáticas.

Como o Custo Normal praticado atualmente é superior ao Custo Normal apurado na Avaliação Atuarial, sugerimos então, que seja mantido, como a seguir:

- contribuições mensais dos servidores ativos: 14,00%, incidentes sobre a remuneração de contribuição;
- contribuições mensais dos servidores aposentados e pensionistas: não

contribuem para este Fundo em razão da criação da Previdência Complementar, conforme Lei nº 6.243, de 21 de maio de 2012;

- contribuições mensais dos aposentados e pensionistas portadores de doenças incapacitantes: não contribuem para este Fundo em razão da criação da Previdência Complementar, conforme Lei nº 6.243, de 21 de maio de 2012; e
- contribuições mensais do Estado: 22,00% sobre a remuneração de contribuição dos servidores ativos, a título de Custo Normal no ano de 2019.

Este é o parecer.

Adilson Moraes da Costa
Atuário MIBA 1.032 MTE/RJ

Anexo 1. Perfil da População do Fundo Previdenciário

O contingente populacional do Fundo Previdenciário analisado apresentou a seguinte distribuição:

Quadro 21: Quantitativo da População Estudada por Segmento -Fundo Previdenciário

Ativos	Aposentados	Pensionistas
18.604	28	32

Anexo 1.a. Estatísticas dos Servidores Ativos

As variáveis estatísticas relacionadas a um grupo de servidores interferem diretamente na análise e nos resultados apurados em uma avaliação atuarial. Neste item, serão demonstradas, comentadas e comparadas as principais variáveis estatísticas relacionadas ao grupo de servidores ativos do Estado do Rio de Janeiro vinculados ao Fundo Previdenciário, segmentadas da seguinte forma: estatística dos professores e dos "não professores".

Quadro 22: Variáveis Estatísticas dos Servidores Ativos "Não Professores" – Fundo Previdenciário

Discriminação	Feminino	Masculino	Total
População	4.713	5.740	10.453
Folha salarial mensal	R$ 19.175.020,49	R$ 24.073.284,28	R$ 43.248.304,77
Salário médio	R$ 4.068,54	R$ 4.193,95	R$ 4.137,41
Idade mínima atual	22	20	20
Idade média atual	37	37	37
Idade máxima atual	70	72	72
Idade mínima de admissão	18	18	18
Idade média de admissão	33	33	33
Idade máxima de admissão	67	70	70
Idade média de aposentadoria projetada	60	65	63

A distribuição por sexo dos servidores ativos "não professores", como pode ser observado no quadro anterior, aponta para um número maior de servidores do sexo masculino, ou seja, 54,91% do total do grupo. Nota-se, ainda, outras características das servidoras "não professoras" do sexo feminino em relação aos servidores do sexo masculino, a partir das médias apuradas, quais sejam: remuneração média inferior em 2,99% e idade de aposentadoria projetada menor em 5 anos.

Importante considerar neste estudo, a influência da variável "sexo" na apuração do custo previdenciário, tendo em vista que, comprovadamente, a mulher possui uma expectativa de vida superior à do homem e permanece em gozo de benefício previdenciário por maior período de tempo. Além disso, a atual legislação previdenciária estabelece requisitos diferenciados às servidoras do sexo feminino, exigindo um menor tempo de contribuição para aposentadoria, que é ainda mais

reduzido quando se trata de servidoras professoras, cerca de dez anos mais cedo que os homens “não professores”, enquanto que as demais mulheres se aposentarão cinco anos antes que os homens (vide gráfico 3 deste relatório).

O quadro seguinte sintetiza as principais características dos servidores professores para que sejam estabelecidas análises comparativas entre este grupo e o dos “não professores”.

Quadro 23: Variáveis Estatísticas dos Servidores Professores - Fundo Previdenciário

Discriminação	Feminino	Masculino	Total
População	4.738	3.413	8.151
Folha salarial mensal	R$ 8.059.314,59	R$ 6.077.065,94	R$ 14.136.380,53
Salário médio	R$ 1.701,00	R$ 1.780,56	R$ 1.734,31
Idade mínima atual	23	24	23
Idade média atual	38	38	38
Idade máxima atual	72	72	72
Idade mínima de admissão	18	20	18
Idade média de admissão	34	34	34
Idade máxima de admissão	69	68	69
Idade média de aposentadoria projetada	56	60	58

Atualmente, a população de servidores do magistério do Estado do Rio de Janeiro corresponde a 43,81% do total dos servidores ativos. Esta categoria possui características diferentes das demais, como, por exemplo, a sua distribuição por sexo, onde 58,13% do grupo são compostos por mulheres.

O Gráfico seguinte ilustra a diferença no tempo de contribuição e idade de aposentadoria existente entre as servidoras professoras e os servidores “não professores”.

Gráfico 3: Diferença entre a Professora e Servidor Civil do Sexo Masculino

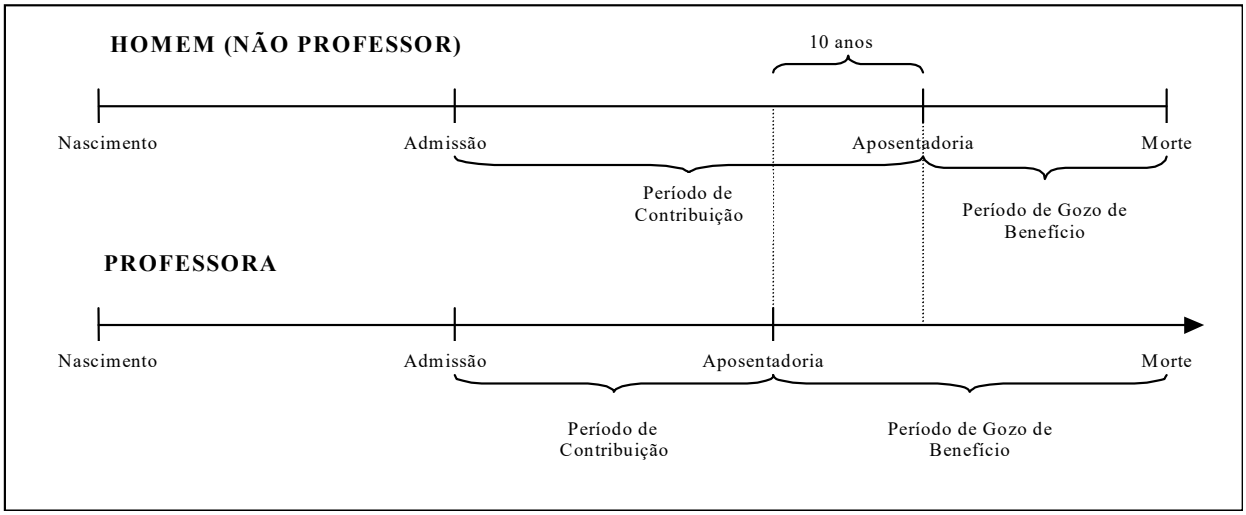

Financeiramente, a diferença demonstrada se eleva, aproximadamente em

20 anos visto que, não só as professoras contribuem, em média, por um período de 10 anos a menos que os demais servidores homens, como também recebem o benefício por um período superior, pois entram em gozo de benefício mais cedo e têm expectativa de vida maior que a dos homens, em aproximadamente, 10 anos.

O quadro seguinte demonstra as variáveis estatísticas dos servidores professores e "não professores" do Estado do Rio de Janeiro, de forma consolidada.

Quadro 24: Consolidação das Variáveis Estatísticas dos Servidores Ativos - Fundo Previdenciário

Discriminação	Feminino	Masculino	Total
População	9.451	9.153	18.604
Folha salarial mensal	R$ 27.234.335,08	R$ 30.150.350,22	R$ 57.384.685,30
Salário médio	R$ 2.881,64	R$ 3.294,04	R$ 3.084,53
Idade mínima atual	22	20	20
Idade média atual	37	38	37
Idade máxima atual	72	72	72
Idade mínima de admissão	18	18	18
Idade média de admissão	33	34	33
Idade máxima de admissão	69	70	70
Idade média de aposentadoria projetada	58	63	61

Ante a consolidação dos dados, verifica-se que os servidores ativos do sexo feminino representam 50,80% do contingente total de servidores ativos. Relativamente às remunerações, verifica-se, ante as médias apuradas, que os servidores do sexo masculino percebem salários superiores em 14,31% aos salários das servidoras.

Os quadros e gráficos seguintes demonstram as estatísticas dos servidores ativos, segmentadas por variáveis específicas relevantes ao estudo proposto.

Quadro 25: Distribuição dos Servidores Ativos por Faixa Etária - Fundo Previdenciário

Intervalo	População	Frequência	Frequência acumulada
Até 25	243	1,31%	1,31%
26 a 30	3.087	16,59%	17,90%
31 a 35	5.664	30,44%	48,34%
36 a 40	4.325	23,25%	71,59%
41 a 45	2.408	12,95%	84,54%
46 a 50	1.336	7,18%	91,72%
51 a 55	916	4,92%	96,64%
56 a 60	422	2,27%	98,91%
61 a 65	157	0,84%	99,75%
66 a 70	37	0,20%	99,95%
71 a 75	9	0,05%	100,00%
Acima de 75	0	0,00%	100,00%
Total	18.604	100,00%	100,00%

Gráfico 4: Distribuição dos Servidores Ativos por Faixa Etária - Fundo Previdenciário

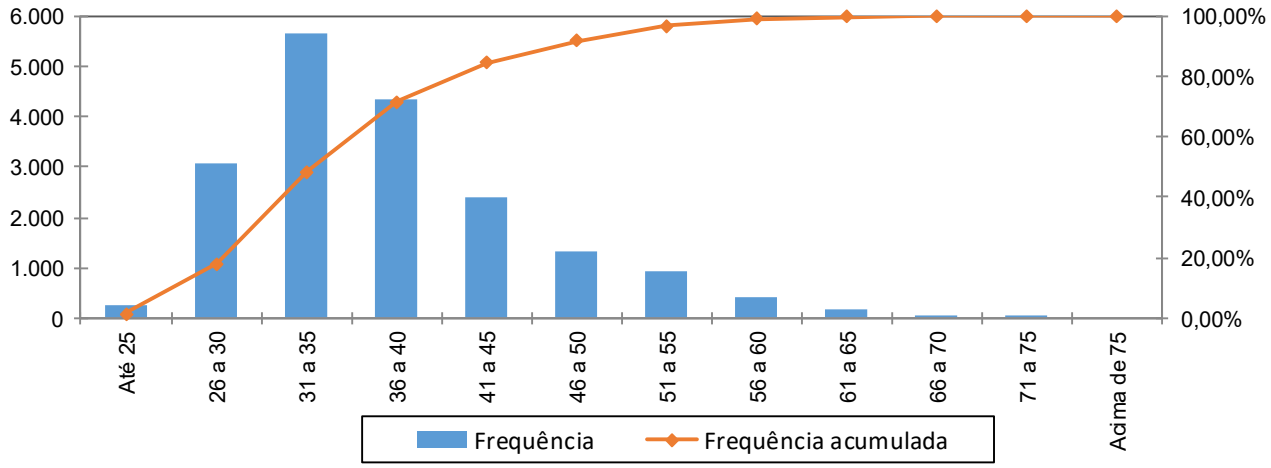

Quadro 26: Distribuição dos Servidores Ativos por Idade de Admissão - Fundo Previdenciário

Intervalo	População	Frequência	Frequência Acumulada
Até 25	2.450	13,17%	13,17%
26 a 30	5.651	30,37%	43,54%
31 a 35	4.571	24,57%	68,11%
36 a 40	2.692	14,47%	82,58%
41 a 45	1.506	8,10%	90,68%
46 a 50	956	5,14%	95,82%
51 a 55	518	2,78%	98,60%
56 a 60	199	1,07%	99,67%
Acima de 60	61	0,33%	100,00%
Total	18.604	100,00%	100,00%

Gráfico 5: Distribuição dos Servidores Ativos por Idade de Admissão - Fundo Previdenciário

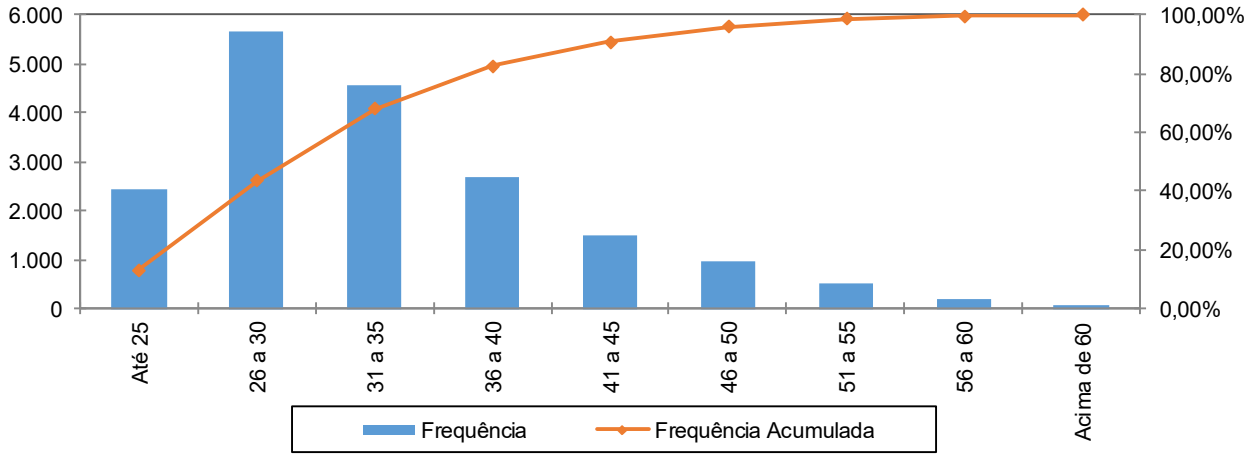

A menor e a maior idade de admissão registrada no serviço público do Estado do Rio de Janeiro foram aos 18 e aos 70 anos, respectivamente, sendo que 68,11% do grupo foram admitidos até os 35 anos de idade.

Ressalte-se que a idade média de admissão dos servidores públicos é uma variável que produz um impacto importante na apuração do Custo Previdenciário de um Estado, já que, de acordo com a metodologia utilizada para apuração do custo, em um regime de capitalização, servidor e governo devem juntos financiar o custeio do benefício previdenciário no período entre a idade de admissão do servidor e sua aposentadoria (constituição de reservas). Desse modo, quanto mais jovem o servidor for admitido no serviço público, maior será o tempo de contribuição para o regime previdenciário, minimizando o impacto no custeio do plano.

O quadro seguinte foi elaborado com base nas faixas de contribuição atualmente praticadas, na base de banco de dados pelo Regime Próprio de Previdência Social – RPPS, a fim de estabelecer um modelo comparativo com os dos servidores ativos do Estado.

Quadro 27: Distribuição dos Servidores Ativos por Faixa Salarial - Fundo Previdenciário

Intervalo - R$	População	Frequência	Frequência Acumulada
Até 1.693,72	5.575	29,97%	29,97%
1.693,73 a 2.822,90	4.667	25,09%	55,05%
2.822,91 a 5.645,80	8.362	44,95%	100,00%
Acima de 5.645,80	0	0,00%	100,00%
Total	18.604	100,00%	100,00%

Gráfico 6: Distribuição dos Servidores Ativos por Faixa Salarial - Fundo Previdenciário

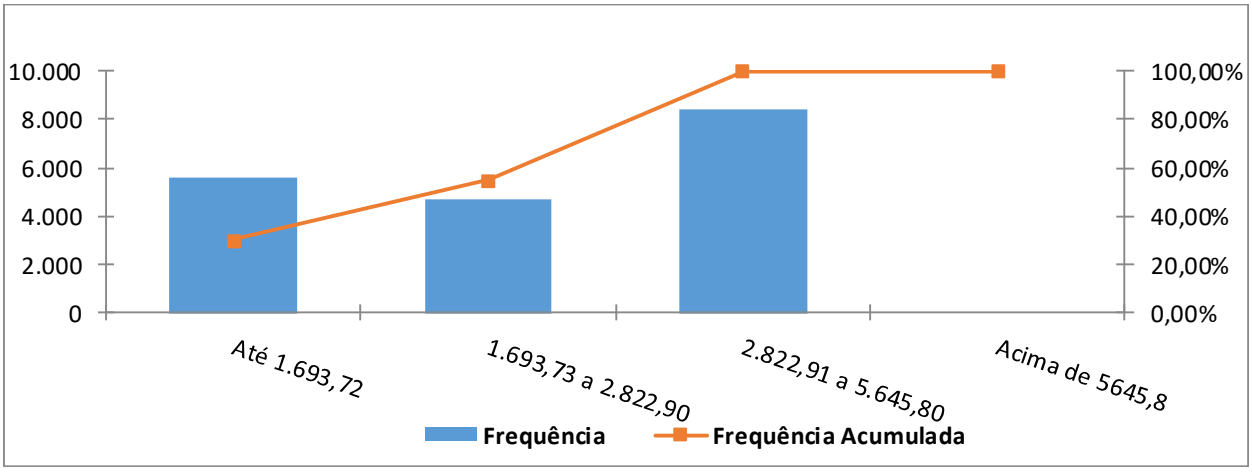

Observa-se que 44,95% dos servidores se situam na faixa salarial de R$ 2.822,91 a R$ 5.645,80.

Quadro 28: Distribuição de Servidores Ativos por Tempo de Contribuição no Estado - Fundo Previdenciário

Intervalo	População	Frequência	Frequência Acumulada
0 a 5	18.587	99,91%	99,91%
6 a 10	14	0,07%	99,98%
11 a 15	2	0,01%	99,99%
16 a 20	1	0,01%	100,00%
21 a 25	0	0,00%	100,00%
26 a 30	0	0,00%	100,00%
31 a 35	0	0,00%	100,00%
Acima de 35	0	0,00%	100,00%
Total	18.604	100,00%	100,00%

Gráfico 7: Distribuição de Servidores Ativos por Tempo de Contribuição no Estado - Fundo Previdenciário

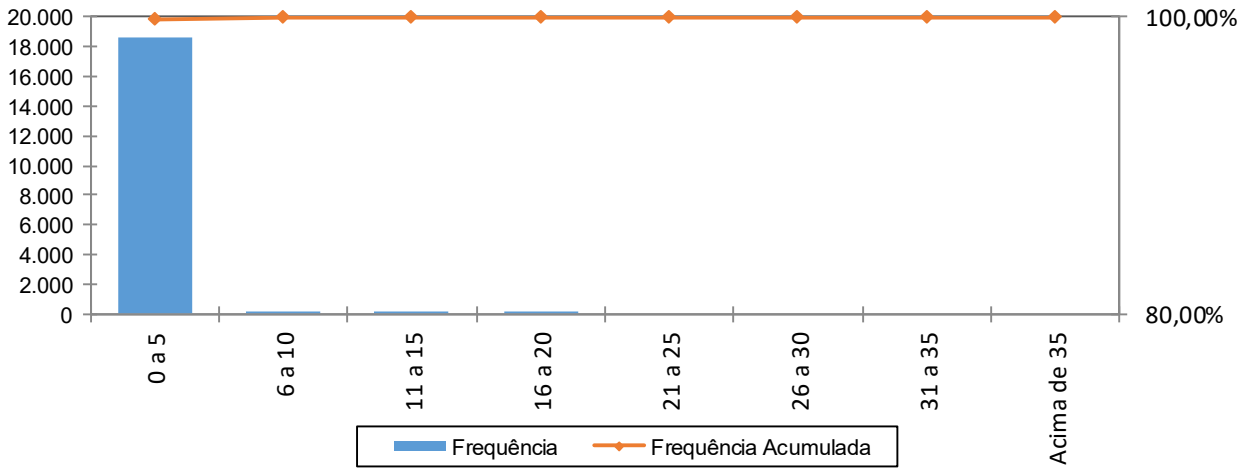

Percebe-se, ante o gráfico anterior, que 99,91% dos servidores ativos possuem entre 0 a 5 anos de tempo de contribuição no Governo Estadual.

Quadro 29: Distribuição dos Servidores Ativos por Idade Provável de Aposentadoria - Fundo Previdenciário

Intervalo	Feminino	Masculino	Total
Até 50 anos	0	0	0
51 a 55	4.272	0	4.272
56 a 60	4.747	3.232	7.979
61 a 65	294	5.735	6.029
66 a 70	135	180	315
71 a 75	3	6	9
Acima de 75	0	0	0
Total	9.451	9.153	18.604

Gráfico 8: Distribuição dos Servidores Ativos por Idade Provável de Aposentadoria - Fundo Previdenciário

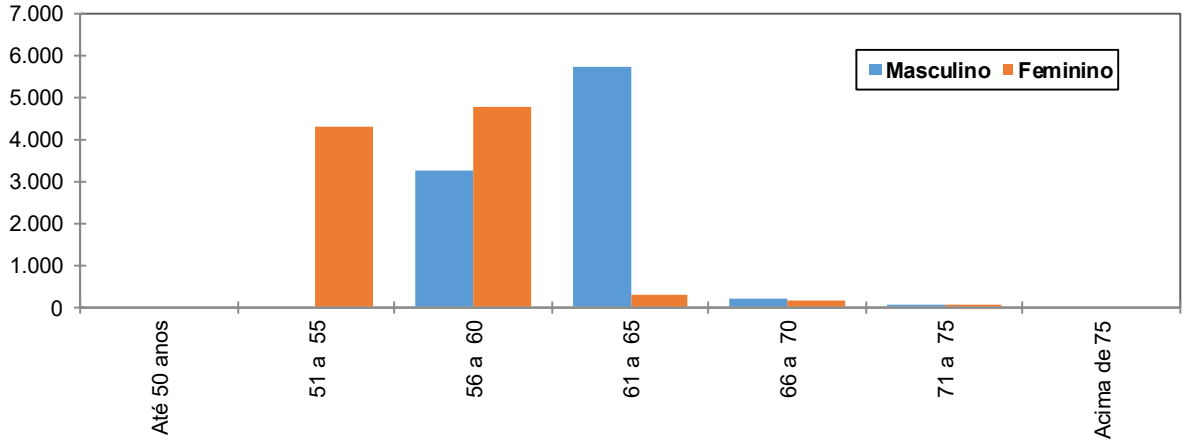

O gráfico acima reforça o anteriormente mencionado: os servidores do sexo feminino aposentar-se-ão mais cedo que os do sexo masculino, reflexo das regras de aposentadoria dispostas na atual legislação previdenciária. Verifica-se, também, que 65,85% da população de servidores preencherão os requisitos necessários à aposentadoria integral até os 60 anos de idade.

Quadro 30: Distribuição dos Servidores Ativos por Estado Civil - Fundo Previdenciário

Categoria	População	Frequência
Casados	11.479	61,70%
Não casados	7.125	38,30%
Total	18.604	100,00%

A probabilidade de se deixar dependente vitalício em caso de morte foi calculada a partir da observação da frequência de servidores casados agrupados por idade, ajustando-os por uma curva que mais se aproximasse da tendência que os dados indicam.

Anexo 1.b. Estatísticas dos Servidores Aposentados do Fundo Previdenciário

A seguir, detalharemos as principais informações cadastrais do banco de dados de aposentados.

Quadro 31: Variáveis Estatísticas dos Servidores Aposentados

Discriminação	Feminino	Masculino	Total
Quantidade de servidores	17	11	28
Folha Salarial	R$ 25.713,07	R$ 27.745,77	R$ 53.458,84
Salário Médio	R$ 1.512,53	R$ 2.522,34	R$ 1.909,24
Idade mínima	29	37	37
Idade Média	42	47	44
Idade máxima	64	61	64

O quadro anterior revela que a distribuição por sexo dos servidores

aposentados do Estado do Rio de Janeiro vinculados ao Fundo Previdenciário aponta para um número menor de aposentados do sexo masculino, 39,29% do contingente total.

Estes servidores aposentados podem ser classificados por tipo de aposentadoria conforme a seguir:

Quadro 32: Servidores Aposentados Agrupados por Tipo de Aposentadoria

Aposentadoria	Estatística	Quantidade	Benefício Total	Benefício Médio	Idade Média
Invalidez	Masculino	11	R$ 27.745,77	R$ 2.522,34	47
	Feminino	17	R$ 25.713,07	R$ 1.512,53	42
Tempo de contribuição	Masculino	0	R$ 0,00	R$ 0,00	0
	Feminino	0	R$ 0,00	R$ 0,00	0
Idade	Masculino	0	R$ 0,00	R$ 0,00	0
	Feminino	0	R$ 0,00	R$ 0,00	0
Compulsória	Masculino	0	R$ 0,00	R$ 0,00	0
	Feminino	0	R$ 0,00	R$ 0,00	0
Especial	Masculino	0	R$ 0,00	R$ 0,00	0
	Feminino	0	R$ 0,00	R$ 0,00	0
Total		28	R$ 53.458,84	R$ 1.909,24	44

Quadro 33: Distribuição de Servidores Aposentados por Faixa Etária

Intervalo	Quantitativo	Frequência	Frequência acumulada
45 a 50	22	78,57%	78,57%
51 a 55	1	3,57%	82,14%
56 a 60	3	10,72%	92,86%
61 a 65	2	7,14%	100,00%
66 a 70	0	0,00%	100,00%
71 a 75	0	0,00%	100,00%
76 a 80	0	0,00%	100,00%
81 a 85	0	0,00%	100,00%
Acima de 85	0	0,00%	100,00%
Total	28	100,00%	100,00%

Gráfico 9: Distribuição de Servidores Aposentados por Faixa Etária

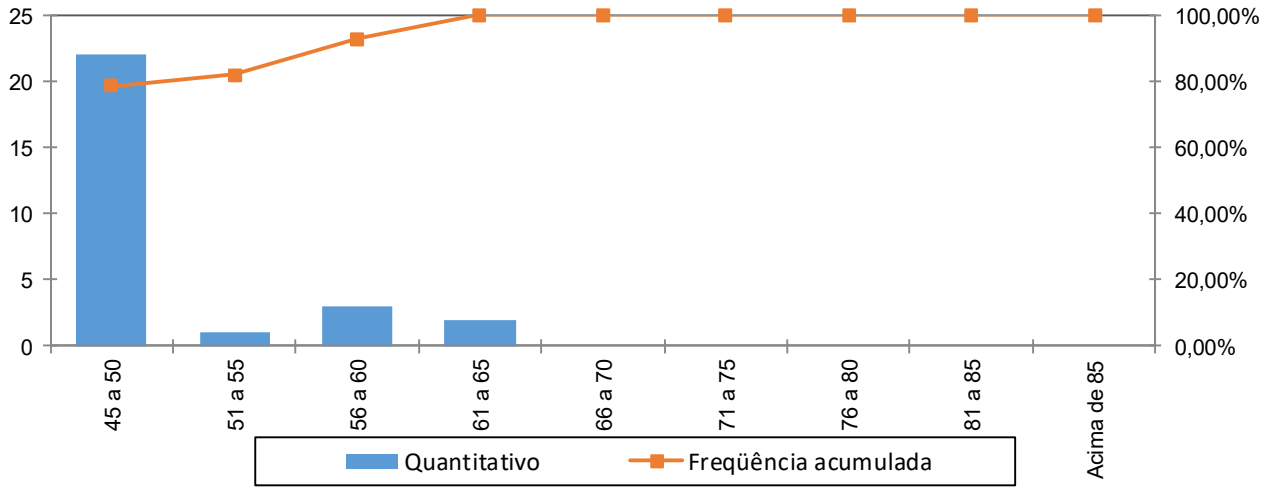

No universo de servidores aposentados do Estado estão consideradas as aposentadorias voluntárias, as compulsórias e as por invalidez.

A apuração dos dados estatísticos relativos às idades dos aposentados é relevante, tendo em vista que está relacionada à magnitude das reservas necessárias ao pagamento dos benefícios já concedidos, que num regime capitalizado está diretamente ligado ao espaço de tempo compreendido entre a concessão do benefício e sua extinção. Dessa forma, quanto mais jovem for o aposentado, maior deverá ser esta reserva.

Ressalte-se que a doutrina previdenciária considera o benefício de aposentadoria como um seguro disponível ao trabalhador quer seja por invalidez ou por ocasião de perda da capacidade laborativa, sendo que neste caso ocorre em idades mais avançadas. Visando adequar a legislação ao que determina a doutrina previdenciária, a reforma da previdência definiu idades mínimas de aposentadoria para os servidores públicos, exigindo para os homens 60 anos de idade e para as mulheres 55 anos. Esta exigência deverá postergar a concessão de benefício de aposentadoria para os novos servidores ingressantes no serviço público.

Quadro 34: Distribuição dos Servidores Aposentados por Faixa de Beneficio

Intervalo - R$	População	Frequência	Frequência Acumulada
Até 1.693,72	19	67,86%	67,86%
1.693,73 a 2.822,90	6	21,43%	89,29%
2.822,91 a 5.645,80	3	10,71%	100,00%
Acima de 5.645,80	0	0,00%	100,00%
Total	28	100,00%	100,00%

Gráfico 10: Distribuição de Servidores Aposentados por Faixas de Valor de Benefício

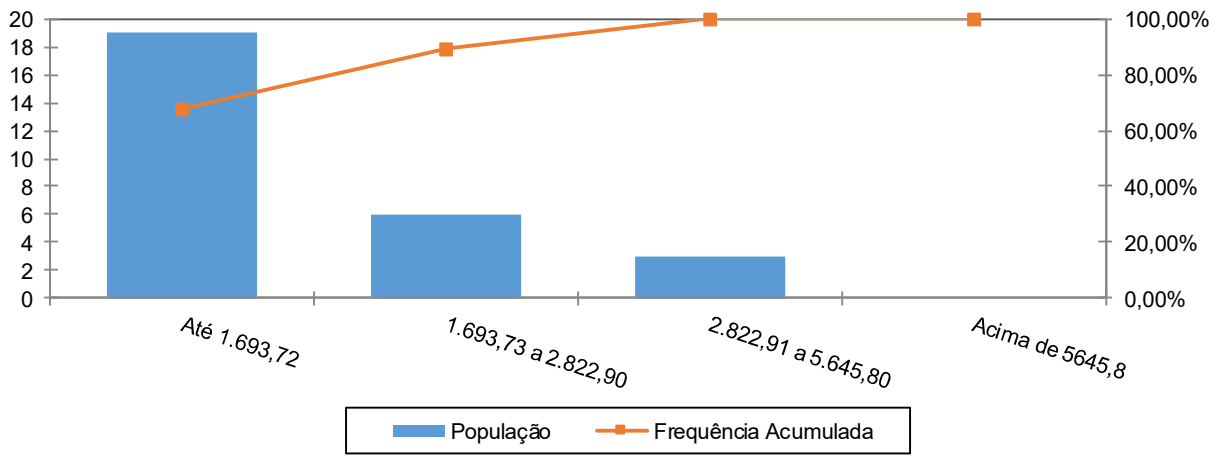

Como pode ser observado no gráfico anterior, 67,86% dos servidores aposentados percebem benefícios até R$ 1.693,72.

Anexo 1.c. Estatísticas dos Pensionistas do Fundo Previdenciário

Quadro 35: Estatísticas dos Pensionistas

Discriminação	Feminino	Masculino	Total
População	24	8	32
Folha de Benefícios	R$ 88.084,76	R$ 14.649,07	R$ 102.733,83
Benefício médio	R$ 3.670,20	R$ 1.831,13	R$ 3.210,43
Idade mínima atual	5	4	4
Idade média atual	39	25	36
Idade máxima atual	69	53	69

O grupo de pensionistas do Estado do Rio de Janeiro está representado por 75,00% de mulheres, grupo este que percebe benefício médio superiores em 100,43% em relação ao dos homens.

Quadro 36: Distribuição dos Pensionistas por Faixa de Benefícios

Intervalo - R$	População	Frequência	Frequência Acumulada
Até 1.693,72	9	28,13%	28,13%
1.693,73 a 2.822,90	8	25,00%	53,13%
2.822,91 a 5.645,80	15	46,88%	100,01%
Acima de 5.645,80	0	0,00%	100,01%
Total	32	100,00%	100,00%

Gráfico 11: Distribuição de Pensionistas por Faixa de Benefícios

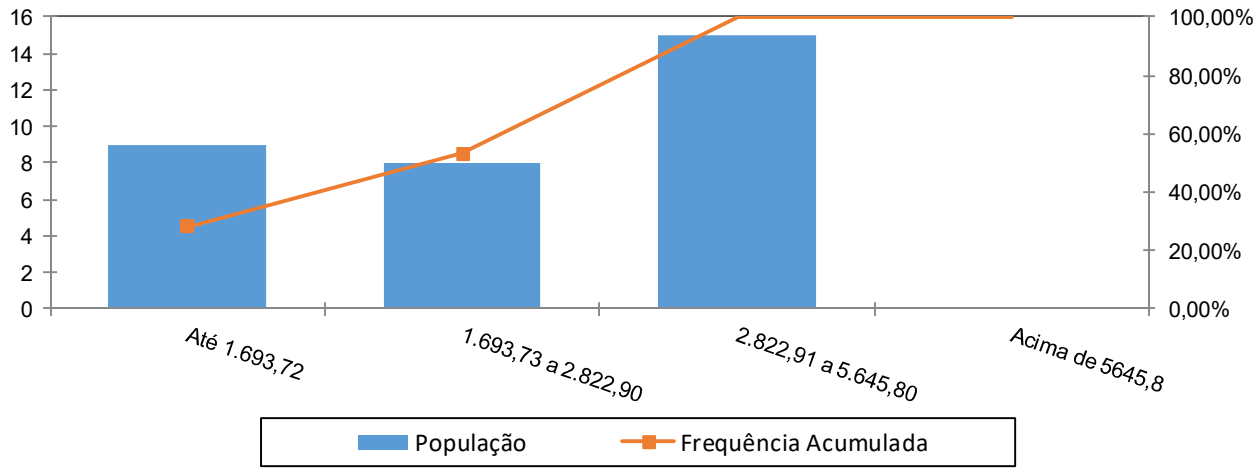

A concentração dos valores percebidos pelos pensionistas encontra-se na primeira faixa, ou seja, 46,88% com benefícios de R$ 2.822,91 a R$ 5.645,80.

Anexo 2. Parâmetros e Base de Cálculo para os Fluxos de Caixa e Projeções

Data Base da Avaliação Atuarial: 31/dez/18;
Nº. de meses no cálculo do valor proporcional ao 1º. ano (considerando ano de 13 meses): 13 meses.

Quadro 37: Receitas

Referência	Base de Cálculo Mensal	Alíquota Apurada	Valor 13 meses
Contribuição Servidores Ativos	R$57.384.685,30	14,00%	R$ 104.440.127,25
Contribuição Aposentados	R$0,00	0,00%	R$ 0,00
Contribuição Pensionistas	R$0,00	0,00%	R$ 0,00
Contribuição do Ente - CN sem Tx.Adm.	R$57.384.685,30	20,00%	R$ 149.200.181,78
Contribuição Ente - Taxa de Adm.	R$57.540.877,97	2,00%	R$ 14.960.628,27
Contribuição Ente - Sem CS	R$57.384.685,30	0,00%	R$ 0,00
Compensação Previdenciária	R$1.015,25		R$ 13.198,28
Dívida para com o RPPS			R$ 0,00
Contribuição Ente - CN + Tx.Adm.	R$57.384.685,30	22,00%	R$ 164.160.810,05
Contribuição Ente - CN + Tx.Adm +CS Atuarial			R$ 164.160.810,05

Quadro 38: Despesas

Referência	Base de Cálculo Mensal	Alíquota Apurada	Valor 13 meses
Aposentadorias			R$ 694.964,92
Pensões			R$ 1.335.539,79
Auxílios	R$57.384.685,30	0,01%	R$ 74.600,09
Despesas Administrativas	R$57.540.877,97	2,00%	R$ 14.960.628,27
Total de Despesas			
Aposentadorias + Pensões + Auxílios			R$ 2.105.104,80
Aposentadorias + Pensões			R$ 2.030.504,71

Quadro 39: Recursos Financeiros

Referência	Valor
Valor em 31/12/18	R$1.223.335.650,55
Valor em 31/12/19	R$1.284.502.433,08
Ganho financeiro	R$61.166.782,53

Anexo 3. Projeções de Quantitativo de Participantes, Remuneração e Benefícios e Fluxo de Caixa do Fundo Previdenciário

Anexo 3.a. Quantitativo de Participantes

Ano	Ativos Existentes	Ativos Futuros	Total de Ativos	Aposentados Atuais	Pensionistas Atuais	Aposentados Futuros	Pensionistas Futuros	Total de Aposentados e Pensionistas	Total de Participantes
2019	18.604	0	18.604	28	32	0	0	60	18.664
2020	18.354	32.161	50.515	28	32	26	26	112	50.627
2021	18.108	38.176	56.284	28	32	72	54	186	56.469
2022	17.860	44.335	62.196	28	32	125	107	292	62.488
2023	17.612	50.730	68.342	27	31	185	155	399	68.742
2024	17.365	56.888	74.254	27	31	252	208	519	74.772
2025	16.709	63.186	79.895	27	31	734	267	1.060	80.955
2026	16.224	68.739	84.963	27	31	1.056	333	1.446	86.409
2027	15.682	74.085	89.768	27	31	1.443	405	1.905	91.673
2028	15.281	79.175	94.456	27	31	1.706	484	2.246	96.703
2029	14.869	83.950	98.819	26	30	1.988	570	2.615	101.434
2030	14.427	88.466	102.893	26	30	2.377	665	3.098	105.992
2031	14.028	92.807	106.835	26	30	3.259	770	4.085	110.920
2032	13.611	96.854	110.464	26	30	5.199	894	6.148	116.613
2033	13.177	100.714	113.890	25	29	6.677	1.051	7.783	121.674
2034	12.698	104.566	117.265	25	29	8.381	1.209	9.644	126.909
2035	12.206	108.442	120.648	25	29	10.341	1.383	11.778	132.425
2036	11.692	112.018	123.710	24	29	11.673	1.577	13.303	137.013
2037	11.134	115.377	126.510	24	28	13.093	1.770	14.915	141.426
2038	10.554	118.455	129.009	24	28	15.097	1.977	17.125	146.134
2039	9.913	121.387	131.300	23	28	16.607	2.212	18.870	150.170

Ano	Ativos Existentes	Ativos Futuros	Total de Ativos	Aposentados Atuais	Pensionistas Atuais	Aposentados Futuros	Pensionistas Futuros	Total de Aposentados e Pensionistas	Total de Participantes
2040	9.259	124.172	133.431	23	27	18.773	2.445	21.269	154.699
2041	8.587	126.720	135.307	22	27	21.215	2.710	23.975	159.282
2042	7.856	128.961	136.817	22	27	24.388	2.997	27.433	164.251
2043	7.106	131.002	138.107	22	26	26.544	3.316	29.908	168.015
2044	6.285	132.983	139.268	21	26	29.024	3.619	32.690	171.958
2045	5.511	134.787	140.298	21	25	32.917	3.943	36.906	177.205
2046	4.763	136.340	141.103	20	25	37.168	4.325	41.538	182.641
2047	4.045	137.690	141.735	19	25	39.982	4.744	44.770	186.505
2048	3.371	138.782	142.153	19	24	42.837	5.132	48.012	190.166
2049	2.751	139.717	142.468	18	24	46.739	5.542	52.322	194.790
2050	2.178	140.536	142.714	18	23	49.718	6.004	55.763	198.476
2051	1.704	141.190	142.894	17	23	53.175	6.458	59.672	202.566
2052	1.327	141.689	143.016	16	22	56.679	6.944	63.661	206.677
2053	988	142.112	143.100	16	22	60.177	7.458	67.672	210.772
2054	726	142.432	143.158	15	21	63.443	7.985	71.464	214.622
2055	488	142.707	143.195	14	21	66.936	8.518	75.489	218.684
2056	303	142.909	143.212	14	20	70.133	9.075	79.241	222.453
2057	186	143.033	143.219	13	19	73.794	9.636	83.463	226.682
2058	117	143.106	143.223	12	19	77.726	10.228	87.986	231.209
2059	66	143.157	143.223	12	18	80.561	10.836	91.427	234.650

Ano	Ativos Existentes	Ativos Futuros	Total de Ativos	Aposentados Atuais	Pensionistas Atuais	Aposentados Futuros	Pensionistas Futuros	Total de Aposentados e Pensionistas	Total de Participantes
2060	32	143.191	143.223	11	18	83.459	11.427	94.914	238.137
2061	12	143.211	143.223	10	17	86.790	12.021	98.839	242.062
2062	4	143.219	143.223	10	17	89.219	12.639	101.884	245.107
2063	1	143.222	143.223	9	16	92.020	13.228	105.273	248.496
2064	1	143.222	143.223	8	15	94.339	13.827	108.190	251.413
2065	0	143.223	143.223	8	15	96.847	14.406	111.275	254.498
2066	0	143.223	143.223	7	14	98.589	14.985	113.595	256.818
2067	0	143.223	143.223	6	14	100.588	15.534	116.143	259.366
2068	0	143.223	143.223	6	13	102.069	16.074	118.162	261.385
2069	0	143.223	143.223	5	12	103.213	16.584	119.815	263.038
2070	0	143.223	143.223	5	12	104.197	17.067	121.281	264.504
2071	0	143.223	143.223	4	11	106.014	17.530	123.559	266.782
2072	0	143.223	143.223	4	11	106.890	17.990	124.894	268.117
2073	0	143.223	143.223	3	10	108.553	18.404	126.970	270.193
2074	0	143.223	143.223	3	9	108.962	18.821	127.795	271.018
2075	0	143.223	143.223	2	9	109.540	19.173	128.724	271.947
2076	0	143.223	143.223	2	8	110.244	19.499	129.753	272.976
2077	0	143.223	143.223	2	8	110.263	19.805	130.077	273.300
2078	0	143.223	143.223	1	7	109.179	20.066	129.254	272.477
2079	0	143.223	143.223	1	7	110.278	20.302	130.588	273.811

Ano	Ativos Existentes	Ativos Futuros	Total de Ativos	Aposentados Atuais	Pensionistas Atuais	Aposentados Futuros	Pensionistas Futuros	Total de Aposentados e Pensionistas	Total de Participantes
2080	0	143.223	143.223	1	6	110.130	20.546	130.683	273.906
2081	0	143.223	143.223	1	6	109.987	20.734	130.729	273.952
2082	0	143.223	143.223	1	6	110.218	20.904	131.128	274.351
2083	0	143.223	143.223	0	5	110.319	21.066	131.391	274.614
2084	0	143.223	143.223	0	5	110.404	21.205	131.614	274.837
2085	0	143.223	143.223	0	5	111.096	21.332	132.433	275.656
2086	0	143.223	143.223	0	4	110.627	21.464	132.095	275.318
2087	0	143.223	143.223	0	4	110.636	21.556	132.196	275.419
2088	0	143.223	143.223	0	4	111.099	21.656	132.759	275.982
2089	0	143.223	143.223	0	3	111.015	21.759	132.778	276.001
2090	0	143.223	143.223	0	3	110.510	21.843	132.356	275.579
2091	0	143.223	143.223	0	3	110.808	21.916	132.726	275.949
2092	0	143.223	143.223	0	3	110.451	22.006	132.460	275.683
2093	0	143.223	143.223	0	2	110.268	22.079	132.350	275.573
2094	0	143.223	143.223	0	2	110.348	22.158	132.509	275.732
2095	0	143.223	143.223	0	2	110.400	22.241	132.643	275.866
2096	0	143.223	143.223	0	2	110.243	22.326	132.570	275.793
2097	0	143.223	143.223	0	2	111.127	22.404	133.533	276.756
2098	0	143.223	143.223	0	1	110.718	22.511	133.230	276.453
2099	0	143.223	143.223	0	1	110.965	22.578	133.544	276.767

Anexo 3.b. Remunerações e Benefícios

Ano	Remuneração Integral dos Servidores Ativos Atuais	Remuneração Integral dos Servidores Ativos Futuros	Total das Remunerações dos Servidores Ativos	Benefícios Futuros dos Servidores Ativos Atuais	Benefícios Futuros dos Servidores Ativos Futuros	Total de Benefícios Futuros de Ativos	Benefícios dos Aposentados Atuais	Benefícios dos Pensionistas Atuais	Total de Benefícios de Apos. e Pens. Atuais	Total de Benefícios de Apos. e Pens. (Atuais e Futuros)	Total
2019	746.000.908,91	0,00	746.000.908,91	74.600,09	0,00	74.600,09	694.964,92	1.335.539,79	2.030.504,71	2.105.104,80	748.106.013,71
2020	743.430.620,83	1.392.377.532,99	2.135.808.153,81	1.222.977,32	0,00	1.222.977,32	692.690,52	1.330.470,72	2.023.161,25	3.246.138,57	2.139.054.292,38
2021	740.917.091,59	1.701.819.446,06	2.442.736.537,65	2.131.043,99	1.087.992,03	3.219.036,03	690.268,05	1.325.092,95	2.015.361,00	5.234.397,03	2.447.970.934,68
2022	738.289.844,38	2.045.995.746,42	2.784.285.590,80	3.064.608,97	3.384.393,13	6.449.002,09	687.688,94	1.319.385,82	2.007.074,76	8.456.076,85	2.792.741.667,65
2023	735.355.151,94	2.413.395.156,08	3.148.750.308,02	4.204.410,52	5.737.260,54	9.941.671,06	684.936,51	1.313.324,39	1.998.260,90	11.939.931,97	3.160.690.239,98
2024	732.407.549,74	2.773.873.224,08	3.506.280.773,82	5.247.812,68	8.550.421,65	13.798.234,32	681.993,51	1.306.881,49	1.988.875,00	15.787.109,32	3.522.067.883,14
2025	717.517.847,47	3.138.700.884,96	3.856.218.732,42	18.072.153,15	11.968.579,92	30.040.733,07	678.841,70	1.300.031,03	1.978.872,73	32.019.605,80	3.888.238.338,22
2026	705.668.913,59	3.491.938.507,36	4.197.607.420,95	27.836.725,79	15.948.350,12	43.785.075,92	675.463,32	1.292.746,68	1.968.210,00	45.753.285,92	4.243.360.706,87
2027	693.347.629,61	3.837.737.293,34	4.531.084.922,95	38.009.299,75	20.562.366,39	58.571.666,14	671.841,95	1.285.009,28	1.956.851,23	60.528.517,37	4.591.613.440,32
2028	684.107.055,59	4.186.748.961,73	4.870.856.017,32	45.040.364,06	26.061.092,57	71.101.456,63	667.961,01	1.276.790,83	1.944.751,84	73.046.208,47	4.943.902.225,79
2029	674.626.454,18	4.513.786.726,29	5.188.413.180,47	52.182.498,80	32.347.503,31	84.530.002,11	663.802,57	1.268.059,76	1.931.862,33	86.461.864,44	5.274.875.044,91
2030	662.958.149,58	4.839.580.410,52	5.502.538.560,10	61.373.183,80	41.236.063,16	102.609.246,96	659.347,52	1.258.781,54	1.918.129,06	104.527.376,02	5.607.065.936,12
2031	652.795.070,81	5.151.464.495,34	5.804.259.566,14	68.936.381,35	63.015.997,07	131.952.378,42	654.576,76	1.248.948,96	1.903.525,72	133.855.904,14	5.938.115.470,29
2032	641.959.894,48	5.437.458.178,25	6.079.418.072,73	77.011.652,18	112.710.874,68	189.722.526,86	649.472,33	1.238.549,80	1.888.022,13	191.610.549,00	6.271.028.621,72
2033	629.651.667,27	5.717.807.071,95	6.347.458.739,22	86.393.453,50	155.126.234,72	241.519.688,22	644.016,37	1.227.568,94	1.871.585,30	243.391.273,53	6.590.850.012,75
2034	615.502.976,57	6.003.791.329,83	6.619.294.306,40	97.444.543,82	205.317.401,80	302.761.945,62	638.190,01	1.215.987,53	1.854.177,54	304.616.123,16	6.923.910.429,56
2035	600.709.509,63	6.296.426.418,19	6.897.135.927,83	108.978.258,86	262.981.372,77	371.959.631,63	631.973,11	1.203.788,47	1.835.761,58	373.795.393,21	7.270.931.321,04
2036	584.627.744,15	6.563.798.981,08	7.148.426.725,24	121.612.675,85	305.081.435,65	426.694.111,51	625.348,24	1.190.964,06	1.816.312,30	428.510.423,80	7.576.937.149,04
2037	566.124.547,68	6.823.915.354,40	7.390.039.902,08	136.487.389,89	358.354.191,48	494.841.581,37	618.294,74	1.177.508,76	1.795.803,50	496.637.384,87	7.886.677.286,95
2038	545.975.460,60	7.065.620.521,38	7.611.595.981,97	152.830.136,68	424.537.630,00	577.367.766,68	610.794,46	1.163.417,98	1.774.212,44	579.141.979,12	8.190.737.961,09
2039	522.181.537,15	7.298.585.347,47	7.820.766.884,62	172.629.100,76	480.303.355,76	652.932.456,52	602.836,77	1.148.680,19	1.751.516,97	654.683.973,48	8.475.450.858,10

Ano	Remuneração Integral dos Servidores Ativos Atuais	Remuneração Integral dos Servidores Ativos Futuros	Total das Remunerações dos Servidores Ativos	Benefícios Futuros dos Servidores Ativos Atuais	Benefícios Futuros dos Servidores Ativos Futuros	Total de Benefícios Futuros de Ativos	Benefícios dos Aposentados Atuais	Benefícios dos Pensionistas Atuais	Total de Benefícios de Apos. e Pens. Atuais	Total de Benefícios de Apos. e Pens. (Atuais e Futuros)	Total
2040	496.845.647,93	7.523.795.941,18	8.020.641.589,11	193.805.258,88	556.172.351,08	749.977.609,96	594.406,48	1.133.291,48	1.727.697,97	751.705.307,93	8.772.346.897,04
2041	469.568.704,78	7.730.099.270,42	8.199.667.975,21	216.758.826,45	656.001.018,41	872.759.844,87	585.484,82	1.117.239,83	1.702.724,65	874.462.569,51	9.074.130.544,72
2042	438.132.656,86	7.917.562.667,74	8.355.695.324,60	243.688.648,33	775.946.196,45	1.019.634.844,78	576.060,50	1.100.535,48	1.676.595,99	1.021.311.440,76	9.377.006.765,36
2043	405.846.859,22	8.089.864.758,05	8.495.711.617,27	271.329.243,08	861.731.266,95	1.133.060.510,03	566.120,23	1.083.181,00	1.649.301,23	1.134.709.811,26	9.630.421.428,54
2044	367.803.394,82	8.265.673.328,03	8.633.476.722,85	304.560.181,15	954.521.563,34	1.259.081.744,49	555.648,49	1.065.174,76	1.620.823,25	1.260.702.567,74	9.894.179.290,59
2045	330.595.671,52	8.432.749.012,75	8.763.344.684,26	336.854.794,81	1.110.112.802,30	1.446.967.597,11	544.634,77	1.046.507,76	1.591.142,53	1.448.558.739,64	10.211.903.423,90
2046	292.132.447,69	8.568.590.287,38	8.860.722.735,07	370.259.398,93	1.299.664.368,51	1.669.923.767,44	533.069,01	1.027.167,74	1.560.236,75	1.671.484.004,19	10.532.206.739,26
2047	253.187.930,34	8.682.389.887,59	8.935.577.817,93	404.024.270,77	1.427.531.743,44	1.831.556.014,22	520.941,57	1.007.175,87	1.528.117,44	1.833.084.131,66	10.768.661.949,59
2048	213.607.281,21	8.793.772.110,62	9.007.379.391,84	438.281.694,66	1.561.246.371,89	1.999.528.066,55	508.239,02	986.538,12	1.494.777,14	2.001.022.843,69	11.008.402.235,52
2049	177.811.217,02	8.889.692.871,57	9.067.504.088,59	468.644.428,61	1.758.983.850,22	2.227.628.278,83	494.953,34	965.264,39	1.460.217,73	2.229.088.496,55	11.296.592.585,14
2050	142.958.857,84	8.959.565.343,71	9.102.524.201,55	497.899.660,75	1.919.091.077,01	2.416.990.737,76	481.083,30	943.356,23	1.424.439,53	2.418.415.177,29	11.520.939.378,84
2051	113.391.007,73	9.025.951.045,46	9.139.342.053,19	521.690.730,47	2.108.226.834,97	2.629.917.565,44	466.640,45	920.811,98	1.387.452,43	2.631.305.017,87	11.770.647.071,06
2052	89.142.445,55	9.076.809.144,49	9.165.951.590,04	539.922.936,52	2.302.451.540,16	2.842.374.476,69	451.644,23	897.631,08	1.349.275,32	2.843.723.752,01	12.009.675.342,04
2053	66.724.424,07	9.116.817.608,56	9.183.542.032,63	556.006.014,93	2.520.795.599,34	3.076.801.614,27	436.108,78	873.818,93	1.309.927,71	3.078.111.541,97	12.261.653.574,60
2054	49.235.126,19	9.143.773.615,10	9.193.008.741,29	566.812.438,35	2.738.650.095,59	3.305.462.533,94	420.066,20	849.381,39	1.269.447,59	3.306.731.981,53	12.499.740.722,82
2055	32.597.684,29	9.166.430.587,02	9.199.028.271,31	576.328.082,99	2.993.221.784,03	3.569.549.867,02	403.548,29	824.325,73	1.227.874,02	3.570.777.741,04	12.769.806.012,35
2056	19.232.017,59	9.175.641.661,24	9.194.873.678,83	582.107.616,34	3.224.533.007,45	3.806.640.623,80	386.599,71	798.650,46	1.185.250,16	3.807.825.873,96	13.002.699.552,79
2057	11.118.737,56	9.184.677.864,59	9.195.796.602,15	582.101.968,58	3.493.604.177,20	4.075.706.145,79	369.272,83	772.350,43	1.141.623,26	4.076.847.769,05	13.272.644.371,20
2058	6.752.450,13	9.179.203.738,27	9.185.956.188,39	577.705.495,68	3.771.621.051,23	4.349.326.546,92	351.615,76	745.477,06	1.097.092,82	4.350.423.639,74	13.536.379.828,13

Ano	Remuneração Integral dos Servidores Ativos Atuais	Remuneração Integral dos Servidores Ativos Futuros	Total das Remunerações dos Servidores Ativos	Benefícios Futuros dos Servidores Ativos Atuais	Benefícios Futuros dos Servidores Ativos Futuros	Total de Benefícios Futuros de Ativos	Benefícios dos Aposentados Atuais	Benefícios dos Pensionistas Atuais	Total de Benefícios de Apos. e Pens. Atuais	Total de Benefícios de Apos. e Pens. (Atuais e Futuros)	Total
2059	3.690.014,79	9.168.682.916,85	9.172.372.931,64	571.267.739,40	4.016.104.130,29	4.587.371.869,69	333.679,65	718.077,33	1.051.756,99	4.588.423.626,68	13.760.796.558,32
2060	1.752.418,11	9.163.470.147,80	9.165.222.565,91	562.912.866,19	4.257.987.939,88	4.820.900.806,07	315.519,40	690.229,00	1.005.748,40	4.821.906.554,47	13.987.129.120,38
2061	730.027,70	9.156.132.047,25	9.156.862.074,95	552.797.468,15	4.532.621.066,98	5.085.418.535,13	297.244,78	662.002,53	959.247,31	5.086.377.782,44	14.243.239.857,39
2062	263.118,24	9.138.199.011,66	9.138.462.129,89	541.234.105,92	4.762.023.500,76	5.303.257.606,69	278.958,95	633.497,61	912.456,56	5.304.170.063,24	14.442.632.193,14
2063	28.031,38	9.128.426.108,26	9.128.454.139,64	528.510.574,79	5.017.162.093,48	5.545.672.668,27	260.749,97	604.791,27	865.541,24	5.546.538.209,51	14.674.992.349,14
2064	27.617,66	9.112.044.904,51	9.112.072.522,17	514.596.724,26	5.233.970.298,99	5.748.567.023,24	242.700,23	575.977,19	818.677,42	5.749.385.700,66	14.861.458.222,83
2065	0,00	9.103.522.478,87	9.103.522.478,87	499.736.816,45	5.470.203.019,28	5.969.939.835,73	224.899,57	547.161,21	772.060,78	5.970.711.896,51	15.074.234.375,39
2066	0,00	9.088.062.792,54	9.088.062.792,54	483.868.857,08	5.666.586.075,96	6.150.454.933,04	207.451,06	518.444,39	725.895,45	6.151.180.828,49	15.239.243.621,03
2067	0,00	9.079.514.105,19	9.079.514.105,19	467.026.411,40	5.869.110.796,72	6.336.137.208,12	190.432,56	489.912,99	680.345,56	6.336.817.553,67	15.416.331.658,86
2068	0,00	9.070.257.487,45	9.070.257.487,45	449.226.130,05	6.039.839.474,61	6.489.065.604,66	173.905,42	461.659,26	635.564,67	6.489.701.169,33	15.559.958.656,77
2069	0,00	9.066.080.027,72	9.066.080.027,72	430.500.199,34	6.202.920.938,69	6.633.421.138,04	157.913,23	433.784,56	591.697,79	6.634.012.835,82	15.700.092.863,54
2070	0,00	9.062.400.281,35	9.062.400.281,35	410.895.539,95	6.342.927.517,35	6.753.823.057,29	142.502,31	406.408,91	548.911,21	6.754.371.968,50	15.816.772.249,85
2071	0,00	9.063.385.021,50	9.063.385.021,50	390.475.639,19	6.515.898.557,27	6.906.374.196,47	127.735,09	379.641,53	507.376,63	6.906.881.573,10	15.970.266.594,59
2072	0,00	9.055.489.366,32	9.055.489.366,32	369.318.129,89	6.635.667.318,51	7.004.985.448,39	113.666,65	353.582,17	467.248,82	7.005.452.697,21	16.060.942.063,53
2073	0,00	9.058.096.388,89	9.058.096.388,89	347.521.207,57	6.800.809.498,01	7.148.330.705,59	100.352,45	328.300,39	428.652,84	7.148.759.358,42	16.206.855.747,31
2074	0,00	9.048.011.709,62	9.048.011.709,62	325.197.302,29	6.897.249.000,58	7.222.446.302,87	87.844,50	303.851,10	391.695,60	7.222.837.998,48	16.270.849.708,10
2075	0,00	9.052.604.544,63	9.052.604.544,63	302.482.428,60	6.991.782.572,25	7.294.265.000,86	76.179,82	280.308,57	356.488,40	7.294.621.489,25	16.347.226.033,88
2076	0,00	9.056.102.547,84	9.056.102.547,84	279.526.059,13	7.080.343.185,00	7.359.869.244,13	65.379,40	257.765,20	323.144,60	7.360.192.388,73	16.416.294.936,56
2077	0,00	9.060.573.753,90	9.060.573.753,90	256.495.785,56	7.151.840.853,05	7.408.336.638,61	55.458,13	236.311,66	291.769,79	7.408.628.408,40	16.469.202.162,30
2078	0,00	9.065.373.404,40	9.065.373.404,40	233.572.753,78	7.145.260.451,63	7.378.833.205,41	46.428,33	216.039,27	262.467,60	7.379.095.673,01	16.444.469.077,42

Ano	Remuneração Integral dos Servidores Ativos Atuais	Remuneração Integral dos Servidores Ativos Futuros	Total das Remunerações dos Servidores Ativos	Benefícios Futuros dos Servidores Ativos Atuais	Benefícios Futuros dos Servidores Ativos Futuros	Total de Benefícios Futuros de Ativos	Benefícios dos Aposentados Atuais	Benefícios dos Pensionistas Atuais	Total de Benefícios de Apos. e Pens. Atuais	Total de Benefícios de Apos. e Pens. (Atuais e Futuros)	Total
2079	0,00	9.074.921.691,52	9.074.921.691,52	210.948.504,99	7.241.000.142,20	7.451.948.647,19	38.295,00	197.022,85	235.317,85	7.452.183.965,04	16.527.105.656,57
2080	0,00	9.069.327.752,50	9.069.327.752,50	188.817.374,71	7.265.748.799,41	7.454.566.174,11	31.051,53	179.327,92	210.379,46	7.454.776.553,57	16.524.104.306,07
2081	0,00	9.080.605.173,06	9.080.605.173,06	167.378.633,36	7.290.927.686,54	7.458.306.319,91	24.680,23	162.992,66	187.672,89	7.458.493.992,80	16.539.099.165,86
2082	0,00	9.088.383.778,38	9.088.383.778,38	146.820.563,74	7.328.978.104,01	7.475.798.667,75	19.169,43	148.024,91	167.194,34	7.475.965.862,09	16.564.349.640,47
2083	0,00	9.092.956.004,20	9.092.956.004,20	127.323.843,65	7.356.258.654,49	7.483.582.498,14	14.515,21	134.394,42	148.909,62	7.483.731.407,77	16.576.687.411,96
2084	0,00	9.097.869.136,65	9.097.869.136,65	109.053.600,28	7.364.020.931,35	7.473.074.531,63	10.703,17	122.029,87	132.733,04	7.473.207.264,67	16.571.076.401,32
2085	0,00	9.108.004.278,06	9.108.004.278,06	92.152.707,24	7.409.743.165,98	7.501.895.873,22	7.694,96	110.810,00	118.504,96	7.502.014.378,17	16.610.018.656,23
2086	0,00	9.104.937.140,89	9.104.937.140,89	76.734.198,72	7.399.444.184,22	7.476.178.382,94	5.417,38	100.633,99	106.051,38	7.476.284.434,32	16.581.221.575,21
2087	0,00	9.115.477.395,53	9.115.477.395,53	62.884.428,34	7.408.702.752,63	7.471.587.180,97	3.753,18	91.432,70	95.185,89	7.471.682.366,86	16.587.159.762,39
2088	0,00	9.117.944.110,93	9.117.944.110,93	50.650.249,07	7.432.884.080,80	7.483.534.329,86	2.550,88	83.137,18	85.688,05	7.483.620.017,92	16.601.564.128,85
2089	0,00	9.117.916.741,47	9.117.916.741,47	40.041.842,67	7.437.539.734,98	7.477.581.577,65	1.682,82	75.667,75	77.350,56	7.477.658.928,21	16.595.575.669,68
2090	0,00	9.120.323.285,11	9.120.323.285,11	31.026.566,04	7.414.512.683,58	7.445.539.249,61	1.073,99	68.949,31	70.023,31	7.445.609.272,92	16.565.932.558,03
2091	0,00	9.129.891.286,05	9.129.891.286,05	23.531.983,99	7.443.376.068,57	7.466.908.052,55	670,64	62.908,24	63.578,88	7.466.971.631,43	16.596.862.917,48
2092	0,00	9.123.669.727,42	9.123.669.727,42	17.450.747,66	7.425.497.588,78	7.442.948.336,44	412,02	57.447,45	57.859,47	7.443.006.195,92	16.566.675.923,34
2093	0,00	9.131.144.906,52	9.131.144.906,52	12.655.316,63	7.422.122.737,06	7.434.778.053,69	238,47	52.469,37	52.707,83	7.434.830.761,52	16.565.975.668,03
2094	0,00	9.132.442.594,66	9.132.442.594,66	8.991.148,81	7.433.869.627,67	7.442.860.776,48	119,54	47.888,10	48.007,64	7.442.908.784,12	16.575.351.378,78
2095	0,00	9.130.161.597,60	9.130.161.597,60	6.290.547,20	7.450.586.465,84	7.456.877.013,04	46,73	43.632,96	43.679,68	7.456.920.692,72	16.587.082.290,32
2096	0,00	9.125.503.060,54	9.125.503.060,54	4.376.359,72	7.445.995.634,18	7.450.371.993,90	11,68	39.639,77	39.651,45	7.450.411.645,35	16.575.914.705,90
2097	0,00	9.127.682.636,07	9.127.682.636,07	3.073.329,95	7.497.264.699,84	7.500.338.029,79	1,20	35.861,79	35.862,99	7.500.373.892,78	16.628.056.528,84
2098	0,00	9.113.969.570,24	9.113.969.570,24	2.217.396,79	7.484.476.722,18	7.486.694.118,96	0,02	32.281,20	32.281,22	7.486.726.400,18	16.600.695.970,42
2099	0,00	9.117.832.537,18	9.117.832.537,18	1.677.738,49	7.501.211.370,31	7.502.889.108,80	0,00	28.896,71	28.896,71	7.502.918.005,51	16.620.750.542,69

Benefícios Futuros dos Servidores Ativos Atuais: Despesas com as aposentadorias, os auxílios (quanto estiverem contemplados no rol de benefícios do Plano) e as pensões decorrentes dos servidores ativos atuais.
Benefícios Futuros dos Servidores Ativos Futuros: Despesas com as aposentadorias, os auxílios (quanto estiverem contemplados no rol de benefícios do Plano) e as pensões decorrentes dos futuros servidores ativos.
Benefícios dos Aposentados atuais: Despesas com os proventos das aposentadorias e das pensões decorrentes dos atuais servidores aposentados.
Benefícios dos Pensionistas Atuais: Despesas com os proventos dos atuais pensionistas.

PEMCAIXA
Previdência para Estados e Municípios

CAIXA

Anexo 3.c. Fluxo de Caixa

Ano	Receitas do Fundo						Despesas				Diferença Receitas - Despesas	Saldo de Caixa
	Contribuição do Ente	Contribuição dos participantes	Compensação Previdenciária	Dívida, para com o RPPS	Ganhos de Mercado	Total de Receitas	Benefícios de Aposentados e pensionista	Auxílios	Despesas Administrativas	Total Despesas		
2019	164.120.199,96	104.440.127,25	13.198,28	0,00	61.166.782,53	329.740.308,02	2.030.504,71	74.600,09	14.960.628,27	17.065.733,07	312.674.574,95	1.536.010.225,50
2020	469.877.793,84	299.013.141,53	26.176,87	0,00	76.800.511,28	845.717.623,52	4.027.210,50	213.580,82	42.796.707,29	47.037.498,61	798.680.124,91	2.334.690.350,41
2021	537.402.038,28	341.983.115,27	45.821,48	0,00	116.734.517,52	996.165.492,55	7.049.459,22	244.273,65	48.995.719,94	56.289.452,81	939.876.039,74	3.274.566.390,15
2022	612.542.829,98	389.799.982,71	73.968,82	0,00	163.728.319,51	1.166.145.101,02	11.379.819,05	278.428,56	55.913.308,20	67.571.555,81	1.098.573.545,21	4.373.139.935,36
2023	692.725.067,76	440.825.043,12	104.353,05	0,00	218.656.996,77	1.352.311.460,70	16.054.314,85	314.875,03	63.296.092,46	79.665.282,34	1.272.646.178,36	5.645.786.113,72
2024	771.381.770,24	490.879.308,33	137.674,25	0,00	282.289.305,69	1.544.688.058,51	21.180.653,83	350.628,08	70.549.228,55	92.080.510,46	1.452.607.548,05	7.098.393.661,77
2025	848.368.121,13	539.870.622,54	252.139,35	0,00	354.919.683,09	1.743.410.566,11	38.790.669,25	385.621,87	77.900.188,03	117.076.479,15	1.626.334.086,96	8.724.727.748,73
2026	923.473.632,61	587.665.038,93	350.261,44	0,00	436.236.387,44	1.947.725.320,42	53.886.374,78	419.760,74	85.029.875,91	139.336.011,43	1.808.389.308,99	10.533.117.057,72
2027	996.838.683,05	634.351.889,21	455.270,02	0,00	526.655.852,89	2.158.301.695,17	70.041.541,12	453.108,49	92.022.529,28	162.517.178,89	1.995.784.516,28	12.528.901.574,00
2028	1.071.588.323,81	681.919.842,42	545.758,85	0,00	626.445.078,70	2.380.499.003,78	83.962.899,89	487.085,60	99.096.378,34	183.546.363,83	2.196.952.639,95	14.725.854.213,95
2029	1.141.450.899,70	726.377.845,27	642.538,79	0,00	736.292.710,70	2.604.763.994,46	98.852.122,28	518.841,32	105.745.306,06	205.116.269,66	2.399.647.724,80	17.125.501.938,75
2030	1.210.558.483,22	770.355.398,41	770.015,40	0,00	856.275.096,94	2.837.958.993,97	118.463.906,93	550.253,86	112.420.049,34	231.434.210,13	2.606.524.783,84	19.732.026.722,59
2031	1.276.937.104,55	812.596.339,26	971.095,36	0,00	986.601.336,13	3.077.105.875,30	149.399.286,10	580.425,96	119.073.177,04	269.052.889,10	2.808.052.986,20	22.540.079.708,79
2032	1.337.471.976,00	851.118.530,18	1.357.478,52	0,00	1.127.003.985,44	3.316.951.970,14	208.842.848,52	607.941,81	125.765.218,43	335.216.008,76	2.981.735.961,38	25.521.815.670,17
2033	1.396.440.922,63	888.644.223,49	1.705.555,16	0,00	1.276.090.783,51	3.562.881.484,79	262.393.101,69	634.745,87	132.197.036,82	395.224.884,38	3.167.656.600,41	28.689.472.270,58
2034	1.456.244.747,41	926.701.202,90	2.115.481,42	0,00	1.434.473.613,53	3.819.535.045,26	325.458.680,54	661.929,43	138.895.059,74	465.015.669,71	3.354.519.375,55	32.043.991.646,13
2035	1.517.369.904,12	965.599.029,90	2.577.500,92	0,00	1.602.199.582,31	4.087.746.017,25	396.538.603,77	689.713,59	145.873.490,63	543.101.807,99	3.544.644.209,26	35.588.635.855,39
2036	1.572.653.879,55	1.000.779.741,53	2.945.920,09	0,00	1.779.431.792,77	4.355.811.333,94	453.218.476,03	714.842,67	152.032.904,03	605.966.222,73	3.749.845.111,21	39.338.480.966,60
2037	1.625.808.778,46	1.034.605.586,29	3.401.845,19	0,00	1.966.924.048,33	4.630.740.258,27	523.360.797,92	739.003,99	158.268.014,00	682.367.815,91	3.948.372.442,36	43.286.853.408,96
2038	1.674.551.116,03	1.065.623.437,48	3.951.433,16	0,00	2.164.342.670,45	4.908.468.657,12	607.912.793,47	761.159,60	164.390.175,51	773.064.128,58	4.135.404.528,54	47.422.257.937,50
2039	1.720.568.714,62	1.094.907.363,85	4.455.888,22	0,00	2.371.112.896,88	5.191.044.863,57	685.521.265,20	782.076,69	170.125.763,00	856.429.104,89	4.334.615.758,68	51.756.873.696,18
2040	1.764.541.149,60	1.122.889.822,48	5.099.855,02	0,00	2.587.843.684,81	5.480.374.511,91	784.593.079,79	802.064,16	176.104.693,38	961.499.837,33	4.518.874.674,58	56.275.748.370,76
2041	1.803.926.954,55	1.147.953.516,53	5.910.890,01	0,00	2.813.787.418,54	5.771.578.779,63	909.367.693,84	819.966,80	182.180.713,38	1.092.368.374,02	4.679.210.405,61	60.954.958.776,37
2042	1.838.252.971,41	1.169.797.345,44	6.878.169,37	0,00	3.047.747.938,82	6.062.676.425,04	1.058.179.902,70	835.569,53	188.277.504,55	1.247.292.976,78	4.815.383.448,26	65.770.342.224,63
2043	1.869.056.555,80	1.189.399.626,42	7.627.364,97	0,00	3.288.517.111,23	6.354.600.658,42	1.173.440.765,09	849.571,16	193.383.047,65	1.367.673.383,90	4.986.927.274,52	70.757.269.499,15
2044	1.899.364.879,03	1.208.686.741,20	8.457.665,16	0,00	3.537.863.474,96	6.654.372.760,35	1.301.179.255,62	863.347,67	198.693.119,57	1.500.735.722,86	5.153.637.037,49	75.910.906.536,64
2045	1.927.935.830,54	1.226.868.255,80	9.688.886,55	0,00	3.795.545.326,83	6.960.038.299,72	1.490.597.930,92	876.334,47	205.078.852,30	1.696.553.117,69	5.263.485.182,03	81.174.391.718,67

Ano	Receitas do Fundo						Despesas				Diferença Receitas - Despesas	Saldo de Caixa
	Contribuição do Ente	Contribuição dos participantes	Compensação Previdenciária	Dívida, para com o RPPS	Ganhos de Mercado	Total de Receitas	Benefícios de Aposentados e pensionista	Auxílios	Despesas Administrativas	Total Despesas		
2046	1.949.359.001,72	1.240.501.182,91	11.146.825,81	0,00	4.058.719.585,93	7.259.726.596,37	1.714.896.278,63	886.072,27	211.512.380,27	1.927.294.731,17	5.332.431.865,20	86.506.823.583,87
2047	1.965.827.119,94	1.250.980.894,51	12.204.711,61	0,00	4.325.341.179,19	7.554.353.905,25	1.877.647.940,28	893.557,78	216.264.515,16	2.094.806.013,22	5.459.547.892,03	91.966.371.475,90
2048	1.981.623.466,20	1.261.033.114,86	13.302.177,85	0,00	4.598.318.573,80	7.854.277.332,71	2.046.488.899,79	900.737,94	221.077.365,83	2.268.467.003,56	5.585.810.329,15	97.552.181.805,05
2049	1.994.850.899,49	1.269.450.572,40	14.788.657,20	0,00	4.877.609.090,25	8.156.699.219,34	2.275.178.030,08	906.750,41	226.853.642,37	2.502.938.422,86	5.653.760.796,48	103.205.942.601,53
2050	2.002.555.324,34	1.274.353.388,22	16.021.626,60	0,00	5.160.297.130,08	8.453.227.469,24	2.464.865.630,08	910.252,42	231.347.796,63	2.697.123.679,13	5.756.103.790,11	108.962.046.391,64
2051	2.010.655.251,70	1.279.507.887,45	17.405.948,54	0,00	5.448.102.319,58	8.755.671.407,27	2.677.838.236,39	913.934,21	236.343.605,79	2.915.095.776,39	5.840.575.630,88	114.802.622.022,52
2052	2.016.509.349,81	1.283.233.222,61	18.785.568,41	0,00	5.740.131.101,13	9.058.659.241,96	2.890.087.447,63	916.595,16	241.120.780,75	3.132.124.823,54	5.926.534.418,42	120.729.156.440,94
2053	2.020.379.247,18	1.285.695.884,57	20.306.552,41	0,00	6.036.457.822,05	9.362.839.506,21	3.124.084.986,91	918.354,20	246.152.540,39	3.371.155.881,50	5.991.683.624,71	126.720.840.065,65
2054	2.022.461.923,08	1.287.021.223,78	21.788.629,19	0,00	6.336.042.003,28	9.667.313.779,33	3.352.096.798,54	919.300,87	250.902.110,80	3.603.918.210,21	6.063.395.569,12	132.784.235.634,77
2055	2.023.786.219,69	1.287.863.957,98	23.499.742,68	0,00	6.639.211.781,74	9.974.361.702,09	3.615.345.027,55	919.902,83	256.287.465,98	3.872.552.396,36	6.101.809.305,73	138.886.044.940,50
2056	2.022.872.209,34	1.287.282.315,04	25.034.121,46	0,00	6.944.302.247,03	10.279.490.892,87	3.851.403.301,54	919.487,37	260.925.539,61	4.113.248.328,52	6.166.242.564,35	145.052.287.504,85
2057	2.023.075.252,47	1.287.411.524,30	26.775.210,83	0,00	7.252.614.375,24	10.589.876.362,84	4.119.263.205,08	919.579,66	266.301.196,14	4.386.483.980,88	6.203.392.381,96	151.255.679.886,81
2058	2.020.910.361,45	1.286.033.866,37	28.545.072,48	0,00	7.562.783.994,34	10.898.273.294,64	4.391.549.613,02	918.595,62	271.550.116,03	4.664.018.324,67	6.234.254.969,97	157.489.934.856,78
2059	2.017.922.044,96	1.284.132.210,43	30.083.071,05	0,00	7.874.496.742,84	11.206.634.069,28	4.628.164.777,17	917.237,29	276.010.754,18	4.905.092.768,64	6.301.541.300,64	163.791.476.157,42
2060	2.016.348.964,50	1.283.131.159,23	31.591.160,12	0,00	8.189.573.807,87	11.520.645.091,72	4.860.178.480,70	916.522,26	280.508.020,93	5.141.603.023,89	6.379.042.067,83	170.170.518.225,25
2061	2.014.509.656,49	1.281.960.690,49	33.300.207,03	0,00	8.508.525.911,26	11.838.296.465,27	5.123.108.773,86	915.686,21	285.599.416,98	5.409.623.877,05	6.428.672.588,22	176.599.190.813,47
2062	2.010.461.668,58	1.279.384.698,18	34.705.454,43	0,00	8.829.959.540,67	12.154.511.361,86	5.339.300.681,82	913.846,21	289.555.256,23	5.629.769.784,26	6.524.741.577,60	183.123.932.391,07
2063	2.008.259.910,72	1.277.983.579,55	36.270.107,95	0,00	9.156.196.619,55	12.478.710.217,77	5.580.016.608,24	912.845,41	294.169.414,96	5.875.098.868,61	6.603.611.349,16	189.727.543.740,23
2064	2.004.655.954,88	1.275.690.153,10	37.577.598,44	0,00	9.486.377.187,01	12.804.300.893,43	5.781.168.991,12	911.207,25	297.864.830,27	6.079.945.028,64	6.724.355.864,79	196.451.899.605,02
2065	2.002.774.945,35	1.274.493.147,04	39.004.968,06	0,00	9.822.594.980,25	13.138.868.040,70	6.000.764.317,25	910.352,25	302.085.735,92	6.303.760.405,42	6.835.107.635,28	203.287.007.240,30
2066	1.999.373.814,36	1.272.328.790,96	40.166.588,04	0,00	10.164.350.362,02	13.476.219.555,38	6.179.475.083,64	908.806,28	305.350.757,52	6.485.734.647,44	6.990.484.907,94	210.277.492.148,24
2067	1.997.493.103,14	1.271.131.974,73	41.361.666,26	0,00	10.513.874.607,41	13.823.861.351,54	6.363.333.271,15	907.951,41	308.856.947,53	6.673.098.170,09	7.150.763.181,45	217.428.255.329,69
2068	1.995.456.647,24	1.269.836.048,24	42.343.779,34	0,00	10.871.412.766,48	14.179.049.241,30	6.514.427.590,96	907.025,75	311.693.701,57	6.827.028.318,28	7.352.020.923,02	224.780.276.252,71
2069	1.994.537.606,10	1.269.251.203,88	43.270.163,04	0,00	11.239.013.812,64	14.546.072.785,66	6.656.948.160,62	906.608,00	314.460.563,77	6.972.315.332,39	7.573.757.453,27	232.354.033.705,98
2070	1.993.728.061,90	1.268.736.039,39	44.040.912,74	0,00	11.617.701.685,30	14.924.206.699,33	6.775.525.036,50	906.240,03	316.758.506,36	7.093.189.782,89	7.831.016.916,44	240.185.050.622,42

Ano	Receitas do Fundo						Despesas				Diferença Receitas - Despesas	Saldo de Caixa
	Contribuição do Ente	Contribuição dos participantes	Compensação Previdenciária	Dívida, para com o RPPS	Ganhos de Mercado	Total de Receitas	Benefícios de Aposentados e pensionista	Auxílios	Despesas Administrativas	Total Despesas		
2071	1.993.944.704,73	1.268.873.903,01	45.020.763,84	0,00	12.009.252.531,12	15.317.091.902,70	6.926.271.360,62	906.338,50	319.793.127,64	7.246.970.826,76	8.070.121.075,94	248.255.171.698,36
2072	1.992.207.660,59	1.267.768.511,28	45.650.216,30	0,00	12.412.758.584,92	15.718.384.973,09	7.023.110.200,58	905.548,94	321.571.991,34	7.345.587.740,86	8.372.797.232,23	256.627.968.930,59
2073	1.992.781.205,56	1.268.133.494,44	46.570.707,72	0,00	12.831.398.446,53	16.138.883.854,25	7.164.724.265,24	905.809,64	324.456.413,08	7.490.086.487,96	8.648.797.366,29	265.276.766.296,88
2074	1.990.562.576,12	1.266.721.639,35	47.041.557,85	0,00	13.263.838.314,84	16.568.164.088,16	7.237.162.745,46	904.801,17	325.703.489,10	7.563.771.035,73	9.004.393.052,43	274.281.159.349,31
2075	1.991.572.999,82	1.267.364.636,25	47.497.877,58	0,00	13.714.057.967,47	17.020.493.481,12	7.307.365.781,51	905.260,45	327.199.406,52	7.635.470.448,48	9.385.023.032,64	283.666.182.381,95
2076	1.992.342.560,52	1.267.854.356,70	47.914.274,66	0,00	14.183.309.119,10	17.491.420.310,98	7.371.426.870,15	905.610,25	328.550.588,36	7.700.883.068,76	9.790.537.242,22	293.456.719.624,17
2077	1.993.326.225,86	1.268.480.325,55	48.219.808,16	0,00	14.672.835.981,21	17.982.862.340,78	7.418.432.025,13	906.057,38	329.580.115,58	7.748.918.198,09	10.233.944.142,69	303.690.663.766,86
2078	1.994.382.148,97	1.269.152.276,62	48.019.106,69	0,00	15.184.533.188,34	18.496.086.720,62	7.387.554.875,40	906.537,34	329.058.565,60	7.717.519.978,34	10.778.566.742,28	314.469.230.509,14
2079	1.996.482.772,13	1.270.489.036,81	48.486.041,06	0,00	15.723.461.525,46	19.038.919.375,46	7.459.390.932,04	907.492,17	330.686.252,47	7.790.984.676,68	11.247.934.698,78	325.717.165.207,92
2080	1.995.252.105,55	1.269.705.885,35	48.495.396,27	0,00	16.285.858.260,40	19.599.311.647,57	7.460.830.194,72	906.932,78	330.603.158,94	7.792.340.286,44	11.806.971.361,13	337.524.136.569,05
2081	1.997.733.138,07	1.271.284.724,23	48.512.705,74	0,00	16.876.206.828,45	20.193.737.396,49	7.463.493.190,48	908.060,52	330.881.967,27	7.795.283.218,27	12.398.454.178,22	349.922.590.747,27
2082	1.999.444.431,24	1.272.373.728,97	48.620.085,02	0,00	17.496.129.537,36	20.816.567.782,59	7.480.013.079,30	908.838,38	331.367.937,15	7.812.289.854,83	13.004.277.927,76	362.926.868.675,03
2083	2.000.450.320,92	1.273.013.840,59	48.665.038,40	0,00	18.146.343.433,75	21.468.472.633,66	7.486.928.984,94	909.295,60	331.597.699,78	7.819.435.980,32	13.649.036.653,34	376.575.905.328,37
2084	2.001.531.210,06	1.273.701.679,13	48.591.760,59	0,00	18.828.795.266,42	22.152.619.916,20	7.475.655.475,26	909.786,91	331.470.492,24	7.808.035.754,41	14.344.584.161,79	390.920.489.490,16
2085	2.003.760.941,17	1.275.120.598,93	48.774.763,48	0,00	19.546.024.474,51	22.873.680.778,09	7.503.809.766,35	910.800,43	332.236.280,89	7.836.956.847,67	15.036.723.930,42	405.957.213.420,58
2086	2.003.086.171,00	1.274.691.199,72	48.603.885,00	0,00	20.297.860.671,03	23.624.241.926,75	7.477.520.768,85	910.493,71	331.649.158,19	7.810.080.420,75	15.814.161.506,00	421.771.374.926,58
2087	2.005.405.027,02	1.276.166.835,37	48.570.892,15	0,00	21.088.568.746,33	24.418.711.500,87	7.472.444.946,26	911.547,74	331.758.446,84	7.805.114.940,84	16.613.596.560,03	438.384.971.486,61
2088	2.005.947.704,40	1.276.512.175,53	48.645.931,82	0,00	21.919.248.574,33	25.250.354.386,08	7.483.989.510,05	911.794,41	332.038.672,42	7.816.939.976,88	17.433.414.409,20	455.818.385.895,81
2089	2.005.941.683,12	1.276.508.343,81	48.605.100,88	0,00	22.790.919.294,79	26.121.974.422,60	7.477.707.828,15	911.791,67	331.912.491,39	7.810.532.111,21	18.311.442.311,39	474.129.828.207,20
2090	2.006.471.122,72	1.276.845.259,92	48.395.109,21	0,00	23.706.491.410,36	27.038.202.902,21	7.445.401.417,56	912.032,33	331.314.494,05	7.777.627.943,94	19.260.574.958,27	493.390.403.165,47
2091	2.008.576.082,93	1.278.184.780,05	48.532.653,21	0,00	24.669.520.158,27	28.004.813.674,46	7.466.562.032,54	912.989,13	331.929.066,37	7.799.404.088,04	20.205.409.586,42	513.595.812.751,89
2092	2.007.207.340,03	1.277.313.761,84	48.375.885,57	0,00	25.679.790.637,59	29.012.687.625,03	7.442.443.934,46	912.366,97	331.322.273,24	7.774.678.574,67	21.238.009.050,36	534.833.821.802,25
2093	2.008.851.879,43	1.278.360.286,91	48.322.001,20	0,00	26.741.691.090,11	30.077.225.257,65	7.434.154.030,01	913.114,49	331.305.978,73	7.766.373.123,23	22.310.852.134,42	557.144.673.936,67
2094	2.009.137.370,83	1.278.541.963,25	48.373.976,56	0,00	27.857.233.696,83	31.193.287.007,47	7.442.150.240,47	913.244,26	331.491.856,70	7.774.555.341,43	23.418.731.666,04	580.563.405.602,71
2095	2.008.635.551,47	1.278.222.623,66	48.464.687,45	0,00	29.028.170.280,14	32.363.493.142,72	7.456.105.761,03	913.016,16	331.725.347,17	7.788.744.124,36	24.574.749.018,36	605.138.154.621,07
2096	2.007.610.673,32	1.277.570.428,48	48.422.135,89	0,00	30.256.907.731,05	33.590.510.968,74	7.449.559.367,68	912.550,31	331.501.248,56	7.781.973.166,55	25.808.537.802,19	630.946.692.423,26
2097	2.008.090.179,94	1.277.875.569,05	48.746.730,63	0,00	31.547.334.621,16	34.882.047.100,78	7.499.497.020,03	912.768,26	332.543.593,12	7.832.953.381,41	27.049.093.719,37	657.995.786.142,63
2098	2.005.073.305,45	1.275.955.739,83	48.657.931,90	0,00	32.899.789.307,13	36.229.476.284,31	7.485.835.676,73	911.396,96	331.996.104,94	7.818.743.178,63	28.410.733.105,68	686.406.519.248,31
2099	2.005.923.158,18	1.276.496.555,21	48.763.115,04	0,00	34.320.325.962,42	37.651.508.790,85	7.502.017.697,85	911.783,25	332.397.004,70	7.835.326.485,80	29.816.182.305,05	716.222.701.553,36

O fluxo descrito no quadro anterior é calculado seguindo os parâmetros abaixo:

Nº de Meses no Cálculo do 1º Ano: Proporcional 13 meses
Contribuições do Ente: Receita resultante da aplicação do percentual apurado de contribuição do Ente para o Custo Normal (incluída a tx. adm.) (+) Custo Suplementar, se houver, sobre a remuneração dos servidores ativos.
Contribuições dos Participantes: Receita resultante da aplicação do percentual apurado de contribuição dos servidores ativos, dos aposentados e dos pensionistas aplicado sobre a remuneração dos servidores ativos e sobre os proventos que excedem o teto do RGPS.
Compensação Previdenciária: Projeção de receita estimada do COMPREV.
Dívida para com o RPPS: Parcelas da dívida para com o RPPS, objeto de Termo de Confissão de Dívida.
Total de Receita: Contribuições do Ente (+) Contribuições dos Participantes (+) Compensação Previdenciária (+) Dívida para com o RPPS.
Benefícios com Aposentados e Pensionistas: Despesas com Aposentadorias e Pensões.
Auxílios: Despesa mensurada pela aplicação da alíquota apurada para Auxílios sobre a remuneração dos servidores ativos.
Diferença Receita - Despesas: Receitas (-) Despesas.
Ganhos de Mercado: Aplicação da taxa de juros de 6% a.a. (meta atuarial) sobre o valor do Ativo Financeiro informado.
Saldo de Caixa: Valor dos Ativos Financeiros (+) Diferença (+) Ganhos de Mercado

O quadro seguinte apresenta o cálculo destas contas para o primeiro ano:

Tipo	Referência	Parâmetro de Cálculo	Base Mensal de Cálculo	Valores Mensais	Valor Proporcional em 13 meses
Receitas	**Ativos**	**14,00%**	**R$ 57.384.685,30**	**R$ 8.033.855,94**	**R$ 104.440.127,25**
	Inativos e Pensionistas	**0,00%**	**R$ -**	**R$ -**	**R$ -**
	Município - Custeio Indicado no Parecer	22,00%	R$ 57.384.685,30	R$ 12.624.630,77	R$ 164.120.199,96
	Município - Custo Suplementar	0,00%	R$ 57.384.685,30	R$ -	R$ -
	Município - Contribuição Total	**22,00%**		**R$ 12.624.630,77**	**R$ 164.120.199,96**
	Compensação Previdenciária				**R$ 13.198,28**
	Financiamento da Dívida			**R$ -**	**R$ -**
	Ganhos de mercado				**R$ 61.166.782,53**
	Total				**R$ 329.740.308,02**
Despesas	Aposentados			R$ 53.458,84	R$ 694.964,92
	Pensionistas			R$ 102.733,83	R$ 1.335.539,79
	Benefícios Aposentados e Pensionistas				
	Auxílios	0,01%	R$ 57.384.685,30	R$ 5.738,47	R$ 74.600,09
	Despesa Administrativa	2,00%	R$ 57.540.877,97	R$ 1.150.817,56	R$ 14.960.628,27
	Total			R$ 1.312.748,70	**R$ 17.065.733,07**
Ativo - Recurso Financeiro	Em 31/12/18				R$ 1.223.335.650,55
	Em 31/12/19				R$ 1.284.502.433,08

Anexo 5. Relatório Resumido da Execução Orçamentária - LRF Art. 4º, § 2º, Inciso IV e LRF Art. 53º, § 1º, Inciso II - Fundo Previdenciário

RELATÓRIO RESUMIDO DA EXECUÇÃO ORÇAMENTÁRIA

LRF Art. 53º, § 1º, Inciso II (R$ 1,00)

EXERCÍCIO	RECEITAS PREVIDENCIÁRIAS	DESPESAS PREVIDENCIÁRIAS	RESULTADO PREVIDENCIÁRIO	SALDO FINANCEIRO DO EXERCÍCIO
	Valor (a)	Valor (b)	Valor (c) = (a-b)	Valor (d) = (d Exerc. Anterior) + (c)
2017	303.172.161,00	14.938.279,00	288.233.882,00	878.551.184,59
2018	457.579.123,00	16.325.480,00	441.253.643,00	1.223.335.650,55
2019	329.740.308,02	17.065.733,07	312.674.574,95	1.536.010.225,50
2020	845.717.623,52	47.037.498,61	798.680.124,91	2.334.690.350,41
2021	996.165.492,55	56.289.452,81	939.876.039,74	3.274.566.390,15
2022	1.166.145.101,02	67.571.555,81	1.098.573.545,21	4.373.139.935,36
2023	1.352.311.460,70	79.665.282,34	1.272.646.178,36	5.645.786.113,72
2024	1.544.688.058,51	92.080.510,46	1.452.607.548,05	7.098.393.661,77
2025	1.743.410.566,11	117.076.479,15	1.626.334.086,96	8.724.727.748,73
2026	1.947.725.320,42	139.336.011,43	1.808.389.308,99	10.533.117.057,72
2027	2.158.301.695,17	162.517.178,89	1.995.784.516,28	12.528.901.574,00
2028	2.380.499.003,78	183.546.363,83	2.196.952.639,95	14.725.854.213,95
2029	2.604.763.994,46	205.116.269,66	2.399.647.724,80	17.125.501.938,75
2030	2.837.958.993,97	231.434.210,13	2.606.524.783,84	19.732.026.722,59
2031	3.077.105.875,30	269.052.889,10	2.808.052.986,20	22.540.079.708,79
2032	3.316.951.970,14	335.216.008,76	2.981.735.961,38	25.521.815.670,17
2033	3.562.881.484,79	395.224.884,38	3.167.656.600,41	28.689.472.270,58
2034	3.819.535.045,26	465.015.669,71	3.354.519.375,55	32.043.991.646,13
2035	4.087.746.017,25	543.101.807,99	3.544.644.209,26	35.588.635.855,39
2036	4.355.811.333,94	605.966.222,73	3.749.845.111,21	39.338.480.966,60
2037	4.630.740.258,27	682.367.815,91	3.948.372.442,36	43.286.853.408,96
2038	4.908.468.657,12	773.064.128,58	4.135.404.528,54	47.422.257.937,50
2039	5.191.044.863,57	856.429.104,89	4.334.615.758,68	51.756.873.696,18
2040	5.480.374.511,91	961.499.837,33	4.518.874.674,58	56.275.748.370,76
2041	5.771.578.779,63	1.092.368.374,02	4.679.210.405,61	60.954.958.776,37
2042	6.062.676.425,04	1.247.292.976,78	4.815.383.448,26	65.770.342.224,63
2043	6.354.600.658,42	1.367.673.383,90	4.986.927.274,52	70.757.269.499,15
2044	6.654.372.760,35	1.500.735.722,86	5.153.637.037,49	75.910.906.536,64
2045	6.960.038.299,72	1.696.553.117,69	5.263.485.182,03	81.174.391.718,67
2046	7.259.726.596,37	1.927.294.731,17	5.332.431.865,20	86.506.823.583,87
2047	7.554.353.905,25	2.094.806.013,22	5.459.547.892,03	91.966.371.475,90
2048	7.854.277.332,71	2.268.467.003,56	5.585.810.329,15	97.552.181.805,05
2049	8.156.699.219,34	2.502.938.422,86	5.653.760.796,48	103.205.942.601,53
2050	8.453.227.469,24	2.697.123.679,13	5.756.103.790,11	108.962.046.391,64
2051	8.755.671.407,27	2.915.095.776,39	5.840.575.630,88	114.802.622.022,52
2052	9.058.659.241,96	3.132.124.823,54	5.926.534.418,42	120.729.156.440,94
2053	9.362.839.506,21	3.371.155.881,50	5.991.683.624,71	126.720.840.065,65
2054	9.667.313.779,33	3.603.918.210,21	6.063.395.569,12	132.784.235.634,77
2055	9.974.361.702,09	3.872.552.396,36	6.101.809.305,73	138.886.044.940,50

RELATÓRIO RESUMIDO DA EXECUÇÃO ORÇAMENTÁRIA

LRF Art. 53º, § 1º, Inciso II (R$ 1,00)

EXERCÍCIO	RECEITAS PREVIDENCIÁRIAS	DESPESAS PREVIDENCIÁRIAS	RESULTADO PREVIDENCIÁRIO	SALDO FINANCEIRO DO EXERCÍCIO
	Valor (a)	Valor (b)	Valor (c) = (a-b)	Valor (d) = (d Exerc. Anterior) + (c)
2056	10.279.490.892,87	4.113.248.328,52	6.166.242.564,35	145.052.287.504,85
2057	10.589.876.362,84	4.386.483.980,88	6.203.392.381,96	151.255.679.886,81
2058	10.898.273.294,64	4.664.018.324,67	6.234.254.969,97	157.489.934.856,78
2059	11.206.634.069,28	4.905.092.768,64	6.301.541.300,64	163.791.476.157,42
2060	11.520.645.091,72	5.141.603.023,89	6.379.042.067,83	170.170.518.225,25
2061	11.838.296.465,27	5.409.623.877,05	6.428.672.588,22	176.599.190.813,47
2062	12.154.511.361,86	5.629.769.784,26	6.524.741.577,60	183.123.932.391,07
2063	12.478.710.217,77	5.875.098.868,61	6.603.611.349,16	189.727.543.740,23
2064	12.804.300.893,43	6.079.945.028,64	6.724.355.864,79	196.451.899.605,02
2065	13.138.868.040,70	6.303.760.405,42	6.835.107.635,28	203.287.007.240,30
2066	13.476.219.555,38	6.485.734.647,44	6.990.484.907,94	210.277.492.148,24
2067	13.823.861.351,54	6.673.098.170,09	7.150.763.181,45	217.428.255.329,69
2068	14.179.049.241,30	6.827.028.318,28	7.352.020.923,02	224.780.276.252,71
2069	14.546.072.785,66	6.972.315.332,39	7.573.757.453,27	232.354.033.705,98
2070	14.924.206.699,33	7.093.189.782,89	7.831.016.916,44	240.185.050.622,42
2071	15.317.091.902,70	7.246.970.826,76	8.070.121.075,94	248.255.171.698,36
2072	15.718.384.973,09	7.345.587.740,86	8.372.797.232,23	256.627.968.930,59
2073	16.138.883.854,25	7.490.086.487,96	8.648.797.366,29	265.276.766.296,88
2074	16.568.164.088,16	7.563.771.035,73	9.004.393.052,43	274.281.159.349,31
2075	17.020.493.481,12	7.635.470.448,48	9.385.023.032,64	283.666.182.381,95
2076	17.491.420.310,98	7.700.883.068,76	9.790.537.242,22	293.456.719.624,17
2077	17.982.862.340,78	7.748.918.198,09	10.233.944.142,69	303.690.663.766,86
2078	18.496.086.720,62	7.717.519.978,34	10.778.566.742,28	314.469.230.509,14
2079	19.038.919.375,46	7.790.984.676,68	11.247.934.698,78	325.717.165.207,92
2080	19.599.311.647,57	7.792.340.286,44	11.806.971.361,13	337.524.136.569,05
2081	20.193.737.396,49	7.795.283.218,27	12.398.454.178,22	349.922.590.747,27
2082	20.816.567.782,59	7.812.289.854,83	13.004.277.927,76	362.926.868.675,03
2083	21.468.472.633,66	7.819.435.980,32	13.649.036.653,34	376.575.905.328,37
2084	22.152.619.916,20	7.808.035.754,41	14.344.584.161,79	390.920.489.490,16
2085	22.873.680.778,09	7.836.956.847,67	15.036.723.930,42	405.957.213.420,58
2086	23.624.241.926,75	7.810.080.420,75	15.814.161.506,00	421.771.374.926,58
2087	24.418.711.500,87	7.805.114.940,84	16.613.596.560,03	438.384.971.486,61
2088	25.250.354.386,08	7.816.939.976,88	17.433.414.409,20	455.818.385.895,81
2089	26.121.974.422,60	7.810.532.111,21	18.311.442.311,39	474.129.828.207,20
2090	27.038.202.902,21	7.777.627.943,94	19.260.574.958,27	493.390.403.165,47
2091	28.004.813.674,46	7.799.404.088,04	20.205.409.586,42	513.595.812.751,89
2092	29.012.687.625,03	7.774.678.574,67	21.238.009.050,36	534.833.821.802,25
2093	30.077.225.257,65	7.766.373.123,23	22.310.852.134,42	557.144.673.936,67
2094	31.193.287.007,47	7.774.555.341,43	23.418.731.666,04	580.563.405.602,71
2095	32.363.493.142,72	7.788.744.124,36	24.574.749.018,36	605.138.154.621,07

Definições:
Nº de Meses no Cálculo do 1º Ano: 13.
Receitas Previdenciárias: Custo Normal apurado (incluída tx. adm.), aplicado sobre remuneração dos servidores ativos e sobre proventos que excedem teto do RGPS (+)
(+) COMPREV (+) Receita de Custo Suplementar (+) Ganhos de mercado.
Despesas Previdenciárias: Aposentadorias (+) Pensões (+) Auxílios (+) Taxa de Administração do Plano.
Resultado Previdenciário: Receitas Previdenciárias (-) Despesas Previdenciárias.
Saldo: Saldo TOTAL do DAIR EM 31-12-2018

Fundo Financeiro

Composto pelos servidores admitidos até 03/Set/2013 e benefícios gerados por estes servidores conforme a Lei Estadual nº 6.338, de 06 de novembro de 2012. Os benefícios deste Fundo serão financiados sob o Regime Financeiro de Repartição Simples.

10 Perfil da População do Fundo Financeiro

10.a. Distribuição da População por Segmento

A população do Fundo Financeiro analisada, em termos quantitativos, está distribuída da seguinte forma:

Quadro 40: Quantitativo da População Estudada por Segmento - Fundo Financeiro

Ativos	Aposentados	Pensionistas
181.332	169.897	69.822

Atendendo ao que dispõe o artigo 40 da Constituição Federal, já com a redação ajustada pela EC nº. 41/03, transcrito a seguir, foram considerados nesta avaliação atuarial os servidores titulares de cargos efetivos. Dessa forma, quando, neste texto, mencionarmos o termo "servidores ativos", estaremos, na verdade, nos referindo aos servidores titulares de cargo efetivo.

> *"Art. 40. Aos servidores titulares de cargos efetivos da União, dos Estados, do Distrito Federal e dos Municípios, incluídas suas autarquias e fundações, é assegurado regime de previdência de caráter contributivo e solidário, mediante contribuição do respectivo ente público, dos servidores ativos e inativos e dos pensionistas, observados critérios que preservem o equilíbrio financeiro e atuarial e o disposto neste artigo.*
> *...*
> *§ 13. Ao servidor ocupante, exclusivamente, de cargo em comissão declarado em lei de livre nomeação e exoneração bem como de outro cargo temporário ou de emprego público, aplica-se o regime geral de previdência social"*

Analisando a composição da população de servidores do Estado do Rio de Janeiro vinculados ao Fundo Financeiro, verifica-se que o total de aposentados e pensionistas representa uma parcela de 56,93% do grupo. Esta distribuição aponta para uma proporção de 0,76 servidores ativos para cada servidor aposentado ou dependente em gozo de benefício, conforme demonstrado no quadro a seguir.

Quadro 41: Proporção entre Servidores Ativos, Aposentados e Pensionistas - Fundo Financeiro

Discriminação	Ativos	Aposentados e Pensionistas	Proporção Ativos / Aposentados e Pensionistas
Quantitativo	43,07%	56,93%	0,76

O gráfico seguinte demonstra a evolução da população de servidores aposentados e pensionistas do Estado do Rio de Janeiro vinculada ao Fundo Financeiro prevista para as próximas décadas. Esta previsão é realizada considerando as possibilidades de desligamento que o grupo está sujeito, quais sejam: benefícios, aposentadoria e invalidez.

Gráfico 12: Evolução do número de participantes Vinculados ao Fundo Financeiro

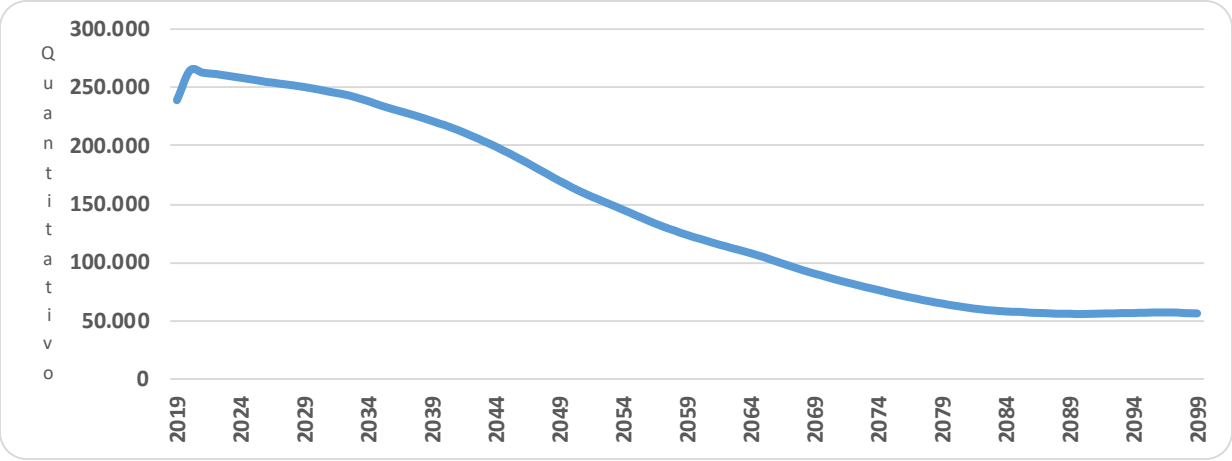

É importante considerar que à medida que o tempo passa, o número de participantes em gozo de benefício aumenta, alterando significativamente tal proporção. Entretanto, como este Fundo está fechado a novos ingressos, seu crescimento é limitado, tendendo a extinção após atingir determinado volume de despesas.

10.b. Composição da Despesa com Pessoal por Segmento

Quadro 42: Gasto com Pessoal por Segmento do Fundo Financeiro

Discriminação	Folha Mensal	Quantidade	Remuneração Média
Servidores Ativos	R$ 962.172.741,73	181.332	R$ 5.306,14
Servidores Aposentados	R$ 1.021.704.218,61	169.897	R$ 6.013,67
Pensionistas	R$ 353.192.133,02	69.822	R$ 5.058,46
Total	R$ 2.337.069.093,36	421.051	R$ 5.550,56

Obs.: A despesa apresentada representa apenas os gastos com remuneração e proventos de servidores.

Para o custeio do Fundo Financeiro, o Estado do Rio de Janeiro, e os segurados, efetuam contribuições conforme descrito abaixo:

- contribuições mensais dos servidores ativos: 14,00% calculados sobre a remuneração de contribuição;
- contribuições mensais dos servidores aposentados e pensionistas: 14,00%; sobre a parcela das aposentadorias que excede o teto de benefício do RGPS;
- contribuições mensais dos aposentados e pensionistas portadores de doenças incapacitantes: 14,00%; sobre a parcela das aposentadorias que excede o dobro do teto de benefício do RGPS; e

- contribuições mensais do Estado: 28,00% sobre a remuneração de contribuição dos servidores ativos.

Este plano de custeio gera as seguintes receitas financeiras mensais:

Quadro 43: Receita de Contribuição do Fundo Financeiro

Discriminação	Base de Cálculo	Valor da Base de Cálculo	Percentual de Contribuição	Receita
Servidores Ativos	Folha de salários	R$ 962.172.741,73	14,00%	R$ 134.704.183,84
Servidores aposentados	Valor que excede teto do INSS - aposentados	R$ 311.425.771,20	14,00%	R$ 43.599.607,97
Pensionistas	Valor que excede teto do INSS - Pensionistas	R$ 129.792.343,94	14,00%	R$ 18.170.928,15
Município - CN	Folha de salários	R$ 962.172.741,73	26,00%	R$ 250.164.912,85
Município - CS	Folha de salários	R$ 962.172.741,73	0,00%	R$ 0,00
Total Receita de Contribuição				**R$ 446.639.632,81**
Município - Tx de Administração	Folha de salários e benefícios	R$ 2.337.069.093,36	2,00%	R$ 46.741.381,87
Total de Receita				R$ 493.381.014,68

Ao confrontar receitas e despesas, constata-se o seguinte fluxo financeiro:

Quadro 44: Resultado Financeiro do Fundo Financeiro

Discriminação	Total		
Total de receita de contribuição	R$446.639.632,81		
Total de despesa previdenciária	Aposentadorias e Pensões	R$ 1.374.896.351,63	R$1.374.992.568,90
	Auxílios (*)	R$ 96.217,27	
Resultado (receitas - despesas)	**(R$928.352.936,09)**		
Resultado sobre folha salarial	-96,49%		
Resultado sobre arrecadação	-207,85%		

(*) Corresponde à média mensal das despesas com Auxílios, conforme valores informados à CAIXA.
Fonte: Banco de dados disponibilizado pelo Estado.
Elaboração: CAIXA

Desse modo, considerando uma arrecadação de R$ 446.639.632,81, verifica-se a existência de um déficit financeiro da ordem 96,49% da folha de salários dos servidores ativos.

10.c. Resumo Estatístico – Fundo Financeiro

Quadro 45: Ativos Civis

Discriminação	Valores
População	124.619
Idade média atual	50
Idade média de admissão no serviço público	31
Idade média de aposentadoria projetada	58
Salário médio	R$ 5.393,21
Total da folha de salários mensal	**R$ 672.096.881,37**

Quadro 46: Ativos Militares

Discriminação	Valores
População	56.713
Idade média atual	40
Idade média de admissão no serviço público	25
Idade média de aposentadoria projetada	53
Salário médio	R$ 5.114,80
Total da folha de salários mensal	**R$ 290.075.860,37**

Quadro 47: Ativos Civis e Militares

Discriminação	Valores
População	181.332
Idade média atual	47
Idade média de admissão no serviço público	29
Idade média de aposentadoria projetada	62
Salário médio	R$ 5.306,14
Total da folha de salários mensal	**R$ 962.172.741,73**

Quadro 48: Aposentados Civis e Militares

Discriminação	Valores
População	169.897
Idade média atual	69
Benefício médio	R$ 6.013,67
Total da folha de benefícios mensal	**R$ 1.021.704.218,61**

Quadro 49: Pensões Civis e Militares

Discriminação	Valores
População	69.822
Idade média atual	65
Benefício médio	R$ 5.058,46
Total da folha de benefícios mensal	**R$ 353.192.133,02**

Quadro 50: Total Civis e Militares

Discriminação	Valores
População	421.051
Total da folha de salários e benefícios mensal	R$ 2.337.069.093,36

11 Patrimônio do Fundo Financeiro

O Patrimônio efetivamente constituído pelo RPPS (Ativo do Plano) é o valor utilizado para fazer face às Reservas Matemáticas calculadas (Passivo do Plano) e determinará se o Plano de Benefícios Previdenciário está equilibrado, deficitário ou superavitário. Esse patrimônio pode ser composto por bens, direitos e ativos financeiros. Esses ativos financeiros, conforme disposto no art.2º da Resolução CMN

nº 3.922/2010, podem estar segmentados em Renda Fixa, Renda Variável e Imóveis (Fundos Imobiliários).

O patrimônio constituído do RPPS para o Fundo Financeiro em 31/dez/18, conforme informação dada à CAIXA, totaliza R$ 192.757.663.305,01 e é composto por:

Composição dos Ativos - Plano Financeiro	Valor em 31/12/2018
ROYALTIES & PE	186.409.934.329,40
CAIXA + DISPONÍVEL	388.737.756,20
DÍVIDA ATIVA	870.434.283,13
IMÓVEIS	346.888.326,22
ICMS PARCELADO	1.779.831.221,96
INTANGÍVEL	42.216.201,01
FUNDES	702.007.259,70
BERJ + TCE	446.775.116,78
Decreto 46.115/2017	696.102.410,17
OUTROS	1.074.736.400,44
TOTAL	**192.757.663.305,01**

12 Custo Previdenciário – Fundo Financeiro

12.a. Modelo de Financiamento do Custo Previdenciário

Para apuração do Custo Previdenciário do Fundo Financeiro, foi utilizado o regime financeiro de Repartição Simples, onde o não há necessidade de formação de reservas financeiras para cobrir benefícios que ultrapasse o período de um ano.

Entretanto, para efeito de determinação do Custo Normal, replicou-se o resultado em termos percentuais já apontado no Fundo Previdenciário.

12.b. Custo Normal

Quadro 51: Custo Normal Total - Fundo Financeiro

CUSTO NORMAL	Custo Anual (R$)	Taxa sobre a folha de ativos
Aposentadorias com reversão ao dependente	R$ 2.844.375.059,12	22,74%
Invalidez com reversão ao dependente	R$ 183.871.210,95	1,47%
Pensão de ativos	R$ 377.749.018,41	3,02%
Auxílios	R$ 1.250.824,56	0,01%
CUSTO NORMAL ANUAL LÍQUIDO	**R$ 3.407.246.113,03**	**27,24%**
Administração do Plano	R$ 607.637.964,27	2,00%
CUSTO NORMAL ANUAL TOTAL	**R$ 3.657.411.025,88**	**29,24%**

13 Reservas Matemáticas

O Fundo Previdenciário Financeiro é financiado pelo Regime Financeiro de Repartição Simples, em que as receitas e despesas devem se equilibrar dentro do

exercício anual, não havendo necessidade de formação de reserva financeira para pagamentos posteriores a este período.

Entretanto, para fins de preenchimento do Demonstrativo de Resultados da Avaliação Atuarial, calculamos os valores de reservas deste Fundo, utilizando-se como **taxa de juros o percentual de 0,00%** ao ano.

Quadro 52: Reserva Matemática - Plano Financeiro

Discriminação	Valores RS
(-) Valor Presente dos Benefícios Futuros (aposentados)	(R$ 310.427.235.628,04)
(+) Valor Presente das Contribuições Futuras (aposentados)	R$ 10.461.613.467,08
(-) Valor Presente dos Benefícios Futuros (pensionistas)	(R$ 91.977.841.459,63)
(+) Valor Presente das Contribuições Futuras (pensionistas)	R$ 4.361.341.555,79
(+) Valor Presente das Contribuições Futuras (Ente)	R$ 0,00
(+) Compensação Previdenciária*	R$ 2.615.633.001,07
Reserva Matemática de Benefícios Concedidos (RMB – Concedido)	**(R$ 384.966.489.063,73)**
(-) Valor Presente dos Benefícios Futuros	(R$ 642.723.505.975,10)
(+) Valor Presente das Contribuições Futuras - Serv. Ativos	R$ 70.906.273.099,96
(+) Valor Presente das Contribuições Futuras - Serv. Apos. e Pens.	R$ 4.937.097.614,37
(+) Valor Presente das Contribuições Futuras - Ente Sobre Ativos**	R$ 141.812.546.199,91
(+) Compensação Previdenciária*	R$ 4.177.702.788,84
Reserva Matemática de Benefícios a Conceder (RMB a Conceder)	**(R$ 420.889.886.272,02)**
(-) Reserva Matemática de Benefícios Concedidos (RMBC)	(R$ 384.966.489.063,73)
(-) Reserva Matemática de Benefícios a Conceder (RMBaC)	(R$ 420.889.886.272,02)
Reservas Matemáticas (RMBaC + RMBC)	**(R$ 805.856.375.335,75)**
(+) Ativo do Plano***	R$ 192.757.663.305,01
(+) Outros Créditos	R$ 0,00
Déficit Técnico Atuarial	**(R$ 613.098.712.030,74)**

*Para efeito de estimativa da Compensação Previdenciária, calculou-se o percentual da folha de aposentados que retorna ao RPPS como Compensação Previdenciária e aplicou-se tal percentual sobre o Valor Presente de Benefícios Futuros dos atuais ativos e aposentados.
**Corresponde ao valor presente das contribuições futuras do ente público que tomaram como base a folha de salários;
***O ativo financeiro do Plano foi informado pelo RPPS nas "Informações Complementares" referente a 31/dez/18.

Para entendimento do quadro Reservas Matemáticas apresentamos as seguintes definições:

- **Valor Presente** – corresponde ao somatório de pagamentos futuros que serão efetuados pelo Regime Próprio de Previdência Social, trazidos à data atual, descontados os juros acumulados em cada período e as probabilidades de decremento do grupo de servidores ativos, seja por morte, aposentadoria, invalidez, exoneração ou demissão;

- **RMB Concedido** – corresponde ao somatório das reservas necessárias ao pagamento dos benefícios dos aposentados e pensionistas atuais descontadas as contribuições futuras que serão vertidas ao plano de previdência, tanto da parte patronal como da parte dos servidores;

- **RMB a Conceder** – corresponde ao somatório das reservas necessárias ao pagamento dos benefícios de aposentadoria e pensão para os atuais ativos descontadas as contribuições futuras que serão vertidas ao plano de previdência, tanto da parte patronal como da parte dos servidores;

- **Reserva a Amortizar** – corresponde ao valor necessário para a amortização do déficit.

Para estimar o valor presente do fluxo de Compensação Previdenciária, considerou-se que os valores a receber serão proporcionais a despesa corrente com pagamento de aposentadorias e que o valor presente total estimado de receitas deste encontro de contas é inferior a 10,00% do valor presente dos benefícios futuros utilizado para cálculo das Reservas Matemáticas, partindo-se do pressuposto que atualmente o valor de receita deste encontro de contas com o Regime Geral de Previdência Social é de R$ 8.880.551,85 ao mês.

13.a. Fluxo Financeiro

A projeção do fluxo financeiro para este Fundo está apresentada no quadro seguinte.

Quadro 53: Fluxo Financeiro

Ano	Receitas do Fundo						Despesas				Diferença Receitas - Despesas	Saldo de Caixa
	Contribuição do Ente	Contribuição dos participantes	Compensação Previdenciária	ICMS + Royalties + FUNDES	Ganhos de Mercado	Total de Receitas	Benefícios de Aposentados e pensionista	Auxílios	Despesas Administrativas	Total Despesas		
2019	3.502.308.779,91	2.554.171.359,52	116.178.741,71	8.973.669.056,86	0,00	15.146.327.938,00	17.873.652.571,18	1.250.824,56	607.637.964,27	18.482.541.360,01	-3.336.213.422,01	0,00
2020	3.001.297.319,80	2.377.361.233,82	126.840.860,83	11.761.495.184,49	0,00	17.266.994.598,94	19.513.978.589,60	1.071.891,90	604.657.951,78	20.119.708.433,28	-2.852.713.834,34	0,00
2021	2.919.904.636,40	2.336.888.429,49	126.873.201,73	14.057.770.197,44	0,00	19.441.436.465,06	19.518.954.112,47	1.042.823,08	598.943.699,14	20.118.940.634,69	-677.504.169,63	0,00
2022	2.821.100.626,97	2.291.471.317,17	127.449.727,26	15.662.948.934,48	0,00	20.902.970.605,88	19.607.650.347,86	1.007.535,94	593.660.194,60	20.202.318.078,40	700.652.527,48	700.652.527,48
2023	2.717.521.479,44	2.242.056.302,15	127.793.273,23	13.367.566.952,29	35.032.626,37	18.489.970.633,48	19.660.503.574,59	970.543,39	587.318.748,59	20.248.792.866,57	-1.758.822.233,09	0,00
2024	2.615.417.649,07	2.192.605.736,51	128.024.952,99	11.137.514.026,25	0,00	16.073.562.364,82	19.696.146.614,02	934.077,73	580.738.478,64	20.277.819.170,39	-4.204.256.805,57	0,00
2025	2.513.820.314,56	2.143.349.389,75	128.248.092,55	10.795.050.712,98	0,00	15.580.468.509,84	19.730.475.777,30	897.792,97	574.168.109,44	20.305.541.679,71	-4.725.073.169,87	0,00
2026	2.411.789.452,92	2.095.000.878,73	128.633.936,69	9.854.751.018,82	0,00	14.490.175.287,16	19.789.836.413,24	861.353,38	568.067.403,47	20.358.765.170,09	-5.868.589.882,93	0,00
2027	2.308.957.355,91	2.047.392.143,18	129.184.770,41	8.774.430.035,23	0,00	13.259.964.304,73	19.874.580.063,17	824.627,63	562.417.126,69	20.437.821.817,49	-7.177.857.512,76	0,00
2028	2.201.243.292,50	1.998.382.637,34	129.886.099,87	8.719.303.192,36	0,00	13.048.815.222,07	19.982.476.902,67	786.158,32	556.881.201,80	20.540.144.262,79	-7.491.329.040,72	0,00
2029	2.102.226.264,54	1.951.578.143,62	130.277.311,61	8.291.858.904,63	0,00	12.475.940.624,40	20.042.663.325,36	750.795,09	551.012.285,40	20.594.426.405,85	-8.118.485.781,45	0,00
2030	2.006.437.078,81	1.904.672.905,21	130.420.449,26	5.558.603.843,57	0,00	9.600.134.276,85	20.064.684.500,83	716.584,67	544.610.624,22	20.610.011.709,72	-11.009.877.432,87	0,00
2031	1.913.987.425,27	1.858.885.283,23	130.483.703,09	5.473.320.265,51	0,00	9.376.676.677,10	20.074.415.859,95	683.566,94	538.201.704,72	20.613.301.131,61	-11.236.624.454,51	0,00
2032	1.830.338.622,34	1.815.971.799,54	130.326.137,05	5.102.283.415,12	0,00	8.878.919.974,05	20.050.174.931,24	653.692,37	531.741.971,65	20.582.570.595,26	-11.703.650.621,21	0,00
2033	1.750.020.006,46	1.772.827.757,77	129.894.312,28	4.291.631.181,14	0,00	7.944.373.257,65	19.983.740.350,75	625.007,15	524.676.236,05	20.509.041.593,95	-12.564.668.336,30	0,00
2034	1.673.350.430,06	1.728.314.525,54	129.000.428,49	3.781.298.419,02	0,00	7.311.963.803,11	19.846.219.767,49	597.625,15	516.449.426,07	20.363.266.818,71	-13.051.303.015,60	0,00
2035	1.596.559.368,42	1.672.391.886,81	126.464.644,79	3.772.582.201,34	0,00	7.167.998.101,36	19.456.099.198,14	570.199,77	503.161.938,85	19.959.831.336,76	-12.791.833.235,40	0,00
2036	1.527.412.892,82	1.628.226.833,80	125.076.921,91	3.236.637.307,85	0,00	6.517.353.956,38	19.242.603.370,28	545.504,60	493.952.988,32	19.737.101.863,20	-13.219.747.906,82	0,00
2037	1.460.774.473,73	1.586.058.415,71	123.796.637,74	3.243.595.892,47	0,00	6.414.225.419,65	19.045.636.575,10	521.705,17	485.253.765,34	19.531.412.045,61	-13.117.186.625,96	0,00
2038	1.400.287.805,48	1.546.095.452,00	122.390.422,95	3.182.971.941,61	0,00	6.251.745.622,04	18.829.295.838,93	500.102,79	476.606.474,31	19.306.402.416,03	-13.054.656.793,99	0,00
2039	1.344.189.307,31	1.506.248.388,27	120.683.540,89	2.907.308.695,21	0,00	5.878.429.931,68	18.566.698.598,67	480.067,61	467.347.493,92	19.034.526.160,20	-13.156.096.228,52	0,00
2040	1.291.701.178,59	1.468.062.516,10	118.955.826,21	2.902.837.095,98	0,00	5.781.556.616,88	18.300.896.340,46	461.321,85	458.282.296,71	18.759.639.959,02	-12.978.083.342,14	0,00
2041	1.245.752.666,84	1.430.919.705,64	116.905.950,67	2.677.131.812,96	0,00	5.470.710.136,11	17.985.530.872,86	444.911,67	448.692.950,80	18.434.668.735,33	-12.963.958.599,22	0,00
2042	1.206.969.500,86	1.396.216.437,90	114.690.689,56	2.350.937.929,36	0,00	5.068.814.557,68	17.644.721.470,46	431.060,54	439.106.536,61	18.084.259.067,61	-13.015.444.509,93	0,00
2043	1.171.886.816,12	1.362.444.385,95	112.342.465,94	2.115.686.340,22	0,00	4.762.360.008,23	17.283.456.298,16	418.531,01	429.375.327,11	17.713.250.156,28	-12.950.890.148,05	0,00
2044	1.141.932.266,16	1.329.490.479,62	109.741.646,17	2.066.686.133,34	0,00	4.647.850.525,29	16.883.330.179,41	407.832,95	419.233.194,03	17.302.971.206,39	-12.655.120.681,10	0,00
2045	1.114.590.289,02	1.296.818.076,66	106.992.563,02	1.879.178.467,99	0,00	4.397.579.396,69	16.460.394.311,44	398.067,96	408.821.478,30	16.869.613.857,70	-12.472.034.461,01	0,00
2046	1.094.806.979,73	1.266.594.182,01	104.050.938,94	1.519.974.026,82	0,00	3.985.426.127,50	16.007.836.759,40	391.002,49	398.357.233,74	16.406.584.995,63	-12.421.158.868,13	0,00

PEMCAIXA
Previdência para Estados e Municípios

CAIXA

Ano	Receitas do Fundo						Despesas				Diferença Receitas - Despesas	Saldo de Caixa
	Contribuição do Ente	Contribuição dos participantes	Compensação Previdenciária	ICMS + Royalties + FUNDES	Ganhos de Mercado	Total de Receitas	Benefícios de Aposentados e pensionista	Auxílios	Despesas Administrativas	Total Despesas		
2047	1.079.293.940,32	1.237.384.163,63	100.947.093,59	1.439.038.710,46	0,00	3.856.663.908,00	15.530.322.091,30	385.462,12	387.698.866,13	15.918.406.419,55	-12.061.742.511,55	0,00
2048	1.071.516.936,62	1.210.732.229,26	97.653.729,88	1.200.707.471,53	0,00	3.580.610.367,29	15.023.650.751,09	382.684,62	377.009.939,07	15.401.043.374,78	-11.820.433.007,49	0,00
2049	1.066.687.220,53	1.185.815.283,63	94.398.176,98	933.051.202,59	0,00	3.279.951.883,73	14.522.796.459,13	380.959,72	366.647.873,51	14.889.825.292,36	-11.609.873.408,63	0,00
2050	1.063.483.120,16	1.161.652.530,07	91.134.143,68	913.156.912,27	0,00	3.229.426.706,18	14.020.637.489,88	379.815,40	356.375.829,81	14.377.393.135,09	-11.147.966.428,91	0,00
2051	1.062.388.688,96	1.140.281.488,77	88.121.398,05	883.461.130,92	0,00	3.174.252.706,70	13.557.138.161,84	379.424,53	347.027.669,59	13.904.545.255,96	-10.730.292.549,26	0,00
2052	1.058.909.694,46	1.119.413.255,04	85.353.894,23	832.058.783,84	0,00	3.095.735.627,57	13.131.368.342,62	378.182,03	338.263.773,60	13.470.010.298,25	-10.374.274.670,68	0,00
2053	1.053.450.644,65	1.098.321.990,22	82.697.357,79	736.356.869,19	0,00	2.970.826.861,85	12.722.670.429,15	376.232,37	329.699.883,20	13.052.746.544,72	-10.081.919.682,87	0,00
2054	1.046.793.460,00	1.075.678.444,50	79.902.912,51	711.833.225,24	0,00	2.914.208.042,25	12.292.755.770,52	373.854,81	320.626.076,84	12.613.755.702,17	-9.699.547.659,92	0,00
2055	1.042.887.362,26	1.053.805.047,52	77.020.880,04	672.943.909,92	0,00	2.846.657.199,74	11.849.366.160,15	372.459,77	311.479.277,65	12.161.217.897,57	-9.314.560.697,83	0,00
2056	1.040.755.444,97	1.032.100.705,81	74.034.963,85	546.886.417,82	0,00	2.693.777.532,45	11.389.994.437,73	371.698,37	302.139.563,40	11.692.505.699,50	-8.998.728.167,05	0,00
2057	1.040.593.278,16	1.012.897.477,71	71.268.413,70	520.367.466,69	0,00	2.645.126.636,26	10.964.371.339,21	371.640,46	293.615.518,08	11.258.358.497,75	-8.613.231.861,49	0,00
2058	1.038.342.663,67	993.490.804,69	68.623.505,62	468.547.480,81	0,00	2.569.004.454,79	10.557.462.403,66	370.836,67	285.316.581,19	10.843.149.821,52	-8.274.145.366,73	0,00
2059	1.035.132.250,95	974.317.201,56	66.081.748,34	397.321.847,66	0,00	2.472.853.048,51	10.166.422.821,66	369.690,09	277.266.474,36	10.444.058.986,11	-7.971.205.937,60	0,00
2060	1.031.195.057,72	956.577.697,37	63.800.047,87	387.496.295,23	0,00	2.439.069.098,19	9.815.391.979,97	368.283,95	269.964.629,44	10.085.724.893,36	-7.646.655.795,17	0,00
2061	1.024.789.026,25	936.984.197,74	61.428.708,45	0,00	0,00	2.023.201.932,44	9.450.570.530,52	365.996,08	262.210.626,77	9.713.147.153,37	-7.689.945.220,93	0,00
2062	1.020.651.369,74	919.410.494,68	59.185.497,02	0,00	0,00	1.999.247.361,44	9.105.461.079,71	364.518,35	255.012.890,86	9.360.838.488,92	-7.361.591.127,48	0,00
2063	1.015.614.568,42	902.120.625,27	57.048.393,17	0,00	0,00	1.974.783.586,86	8.776.675.872,90	362.719,49	248.077.415,20	9.025.116.007,59	-7.050.332.420,73	0,00
2064	1.010.365.972,66	884.815.336,31	54.924.379,44	0,00	0,00	1.950.105.688,41	8.449.904.529,48	360.844,99	241.167.088,64	8.691.432.463,11	-6.741.326.774,70	0,00
2065	1.006.113.649,31	866.774.721,96	52.621.911,18	0,00	0,00	1.925.510.282,45	8.095.678.642,70	359.326,30	233.778.833,52	8.329.816.802,52	-6.404.306.520,07	0,00
2066	1.005.584.493,85	850.274.255,50	50.272.938,25	0,00	0,00	1.906.131.687,60	7.734.298.192,34	359.137,32	226.513.427,69	7.961.170.757,35	-6.055.039.069,75	0,00
2067	1.007.278.616,85	835.208.181,85	47.970.660,60	0,00	0,00	1.890.457.459,30	7.380.101.631,20	359.742,36	219.550.505,26	7.600.011.878,82	-5.709.554.419,52	0,00
2068	1.009.528.747,09	821.399.854,34	45.810.129,97	0,00	0,00	1.876.738.731,40	7.047.712.302,33	360.545,98	213.063.442,27	7.261.136.290,58	-5.384.397.559,18	0,00
2069	1.011.161.159,55	808.121.198,56	43.770.916,11	0,00	0,00	1.863.053.274,22	6.733.987.093,65	361.128,99	206.905.538,98	6.941.253.761,62	-5.078.200.487,40	0,00
2070	1.012.733.375,62	795.341.233,42	41.808.206,26	0,00	0,00	1.849.882.815,30	6.432.031.732,81	361.690,49	200.978.732,91	6.633.372.156,21	-4.783.489.340,91	0,00
2071	1.014.681.997,92	783.667.042,81	39.978.248,65	0,00	0,00	1.838.327.289,38	6.150.499.791,77	362.386,43	195.487.281,40	6.346.349.459,60	-4.508.022.170,22	0,00

Ano	Receitas do Fundo						Despesas				Diferença Receitas - Despesas	Saldo de Caixa
	Contribuição do Ente	Contribuição dos participantes	Compensação Previdenciária	ICMS + Royalties + FUNDES	Ganhos de Mercado	Total de Receitas	Benefícios de Aposentados e pensionista	Auxílios	Despesas Administrativas	Total Despesas		
2072	1.016.304.272,89	772.663.137,11	38.268.874,00	0,00	0,00	1.827.236.284,00	5.887.519.076,75	362.965,81	190.343.543,88	6.078.225.586,44	-4.250.989.302,44	0,00
2073	1.017.919.867,87	762.130.690,36	36.628.192,22	0,00	0,00	1.816.678.750,45	5.635.106.496,13	363.542,81	185.410.691,91	5.820.880.730,85	-4.004.201.980,40	0,00
2074	1.020.146.534,95	753.045.580,72	35.152.703,73	0,00	0,00	1.808.344.819,40	5.408.108.266,87	364.338,05	181.029.774,98	5.589.502.379,90	-3.781.157.560,50	0,00
2075	1.021.529.877,74	743.521.220,29	33.674.670,56	0,00	0,00	1.798.725.768,59	5.180.718.547,16	364.832,10	176.580.790,78	5.357.664.170,04	-3.558.938.401,45	0,00
2076	1.024.623.193,74	735.667.215,72	32.314.603,22	0,00	0,00	1.792.605.012,68	4.971.477.418,95	365.936,85	172.616.919,36	5.144.460.275,16	-3.351.855.262,48	0,00
2077	1.027.571.402,07	728.240.099,42	31.026.794,08	0,00	0,00	1.786.838.295,57	4.773.352.935,73	366.989,79	168.865.016,01	4.942.584.941,53	-3.155.746.645,96	0,00
2078	1.030.875.872,30	721.841.311,56	29.861.989,66	0,00	0,00	1.782.579.173,52	4.594.152.255,07	368.169,95	165.517.035,98	4.760.037.461,00	-2.977.458.287,48	0,00
2079	1.033.534.917,77	716.328.130,74	28.872.002,25	0,00	0,00	1.778.735.050,76	4.441.846.499,80	369.119,61	162.660.852,69	4.604.876.472,10	-2.826.141.421,34	0,00
2080	1.035.501.556,78	710.725.457,93	27.919.155,26	0,00	0,00	1.774.146.169,97	4.295.254.655,79	369.821,98	159.869.490,03	4.455.493.967,80	-2.681.347.797,83	0,00
2081	1.038.115.194,51	706.669.689,99	27.143.307,91	0,00	0,00	1.771.928.192,41	4.175.893.524,92	370.755,43	157.668.955,82	4.333.933.236,17	-2.562.005.043,76	0,00
2082	1.039.617.738,85	702.196.079,00	26.387.383,22	0,00	0,00	1.768.201.201,07	4.059.597.419,19	371.292,05	155.450.358,30	4.215.419.069,54	-2.447.217.868,47	0,00
2083	1.041.828.789,54	699.722.537,10	25.869.571,59	0,00	0,00	1.767.420.898,23	3.979.934.091,22	372.081,71	154.015.023,93	4.134.321.196,86	-2.366.900.298,63	0,00
2084	1.041.676.760,69	696.906.472,85	25.473.147,17	0,00	0,00	1.764.056.380,71	3.918.945.717,99	372.027,41	152.784.397,27	4.072.102.142,67	-2.308.045.761,96	0,00
2085	1.040.801.305,47	695.533.119,38	25.337.782,86	0,00	0,00	1.761.672.207,71	3.898.120.440,00	371.714,75	152.305.359,19	4.050.797.513,94	-2.289.125.306,23	0,00
2086	1.036.982.303,64	691.393.046,91	25.015.068,64	0,00	0,00	1.753.390.419,19	3.848.472.098,20	370.350,82	151.039.606,51	3.999.882.055,53	-2.246.491.636,34	0,00
2087	1.036.339.166,62	689.372.460,72	24.769.258,47	0,00	0,00	1.750.480.885,81	3.810.655.149,29	370.121,13	150.237.329,17	3.961.262.599,59	-2.210.781.713,78	0,00
2088	1.035.259.128,53	687.188.270,05	24.531.383,31	0,00	0,00	1.746.978.781,89	3.774.058.970,63	369.735,40	149.428.260,02	3.923.856.966,05	-2.176.878.184,16	0,00
2089	1.034.730.529,75	686.066.348,87	24.407.304,46	0,00	0,00	1.745.204.183,08	3.754.969.917,35	369.546,62	149.008.721,90	3.904.348.185,87	-2.159.144.002,79	0,00
2090	1.032.758.102,99	684.242.292,73	24.286.087,20	0,00	0,00	1.741.286.482,92	3.736.321.107,80	368.842,18	148.494.858,08	3.885.184.808,06	-2.143.898.325,14	0,00
2091	1.031.146.833,96	683.950.453,73	24.360.422,01	0,00	0,00	1.739.457.709,70	3.747.757.232,83	368.266,73	148.608.489,94	3.896.733.989,50	-2.157.276.279,80	0,00
2092	1.027.141.529,98	682.372.651,08	24.421.888,29	0,00	0,00	1.733.936.069,35	3.757.213.582,91	366.836,26	148.511.523,80	3.906.091.942,97	-2.172.155.873,62	0,00
2093	1.023.653.353,63	680.353.209,56	24.382.050,77	0,00	0,00	1.728.388.613,96	3.751.084.733,65	365.590,48	148.139.791,36	3.899.590.115,49	-2.171.201.501,53	0,00
2094	1.021.625.775,00	679.366.298,39	24.385.939,44	0,00	0,00	1.725.378.012,83	3.751.682.990,76	364.866,35	148.006.929,46	3.900.054.786,57	-2.174.676.773,74	0,00
2095	1.019.145.278,13	678.442.439,24	24.431.713,95	0,00	0,00	1.722.019.431,32	3.758.725.222,98	363.980,46	147.970.595,75	3.907.059.799,19	-2.185.040.367,87	0,00
2096	1.016.217.171,60	676.997.559,80	24.434.487,98	0,00	0,00	1.717.649.219,38	3.759.151.996,64	362.934,70	147.769.980,76	3.907.284.912,10	-2.189.635.692,72	0,00
2097	1.013.870.660,38	675.098.924,14	24.329.541,58	0,00	0,00	1.713.299.126,10	3.743.006.396,32	362.096,66	147.279.460,81	3.890.647.953,79	-2.177.348.827,69	0,00
2098	1.013.236.819,48	672.637.438,87	24.019.270,62	0,00	0,00	1.709.893.528,97	3.695.272.403,07	361.870,29	146.279.506,60	3.841.913.779,96	-2.132.020.250,99	0,00
2099	1.015.494.585,84	671.974.772,16	23.760.073,09	0,00	0,00	1.711.229.431,09	3.655.395.860,67	362.676,64	145.643.244,77	3.801.401.782,08	-2.090.172.350,99	0,00

14 Análises de Variações de Resultados

A seguir, são analisadas as principais variações nas estatísticas e nos Custos e Reservas Matemáticas do Plano considerando esta avaliação atuarial e as dos anos anteriores.

14.a. Variação nas Estatísticas do Fundo Financeiro

Quadro 54: Variações do Quantitativo de participantes - Plano Financeiro

Discriminação	Ativos	Aposentados	Pensionistas
Avaliação Atuarial 2017	199.814	164.296	69.781
Avaliação Atuarial 2018	189.688	167.310	70.080
Avaliação Atuarial 2019	181.332	169.897	69.822

Quadro 55: Variações dos Salários e Benefícios Médios - Plano Financeiro

Discriminação	Ativos	Aposentados	Pensionistas
Avaliação Atuarial 2017	R$ 5.826,45	R$ 5.437,15	R$ 4.340,53
Avaliação Atuarial 2018	R$ 5.307,73	R$ 5.714,17	R$ 4.993,86
Avaliação Atuarial 2019	R$ 5.306,14	R$ 6.013,67	R$ 5.058,46

Quadro 56: Variações das Folhas de Salários e Benefícios - Plano Financeiro

Discriminação	Ativos	Aposentados	Pensionistas
Avaliação Atuarial 2017	R$ 1.164.206.613,17	R$ 893.301.760,34	R$ 302.886.352,62
Avaliação Atuarial 2018	R$ 1.006.812.974,55	R$ 956.037.597,22	R$ 349.969.647,99
Avaliação Atuarial 2019	R$ 962.172.741,73	R$ 1.021.704.218,61	R$ 353.192.133,02

Dos dados dispostos nos quadros acima pode ser feita a seguinte análise:

- redução de 4,41% pontos percentuais no número de participantes ativos, 8.356 servidores. Paralelo a isto, houve aumento do número de servidores aposentados, 2.587, e redução de pensionistas, 258. Houve aumento de 5,27%; da folha de benefícios que combinado com a variação dos valores médios de salários e benefícios resultou em redução em 1,05% no gasto com pessoal.

15 Parecer Atuarial

Com a finalidade de garantir a cobertura financeira dos benefícios previdenciários, o Estado do Rio de Janeiro e seus servidores vertem contribuições mensais para um Fundo Previdenciário.

Como prevê o artigo 5° e 7° da Lei Estadual nº 6.338, de 06 de novembro de 2012, transcrito a seguir, a massa de segurados está segmentada em dois grupos, a saber:

A referida lei cria dois Fundos, sendo o Primeiro o Fundo Financeiro que é constituído dos atuais servidores ativos, inativos e pensionistas que ingressaram no Estado até o dia 03/09/2013, os servidores militares e seus dependentes e os servidores que tomaram posse em cargo público no Estado a partir do dia 04/09/2013, mas ingressaram no serviço público antes desta data sem interrupção, além de seus dependentes. O segundo Fundo, Chamado de Previdenciário, será constituído pelos servidores civis que ingressaram no serviço público municipal, estadual ou federal a partir de 04/09/2013 e não tinham vínculo com serviço público anterior ou tinham vinculo, mas com interrupção.

Diante da inexistência ou inconsistência de informações apresentadas nas bases de dados cadastrais encaminhadas pelo Estado, foram adotadas premissas técnicas que visam reduzir seus efeitos nos resultados da avaliação atuarial. Tais inconsistências estão relacionadas, ao tempo de serviço anterior ao ingresso no Estado igual a zero e ao baixo índice de casados.

Para o cálculo individual da idade de ingresso no mercado de trabalho tanto para homens quanto para mulheres, adotou-se a menor idade entre 25 anos e a idade de admissão no Estado, assim temos:

- Idade hipotética adotada nesta avaliação como primeira vinculação a regime previdenciário – Masculino.
    - Menor idade entre 25 anos e a idade de admissão no Estado.
- Idade hipotética adotada nesta avaliação como primeira vinculação a regime previdenciário – Feminino.
    - Menor idade entre 25 anos e a idade de admissão no Estado.

Justificativa Técnica: com base no histórico de informações dos Estados analisados pela Caixa, constatou-se que em média a diferença entre a idade de admissão no Estado e o tempo de serviço anterior é de 25 anos.

O quantitativo de servidores casados informado na base de dados cadastrais foi considerado fora dos padrões e muito menor do que observamos nos bancos de dados cadastrais de outros entes públicos. Desta forma, como esta informação interfere diretamente no Custo Previdenciário, adotamos como premissa a proporção de casados observada em nosso histórico de bancos de dados.

Conforme informações dos representantes do RPPS, as contribuições normais vertidas ao Fundo Financeiro estão definidas da seguinte forma:

- contribuições mensais dos servidores ativos: 14,00%, incidentes sobre a remuneração de contribuição;
- contribuições mensais dos servidores aposentados e pensionistas: 14,00%; sobre a parcela das aposentadorias que excede o teto de benefício do RGPS;
- contribuições mensais dos aposentados e pensionistas portadores de doenças incapacitantes: 14,00%; sobre a parcela das aposentadorias que excede o dobro do teto de benefício do RGPS; e
- contribuições mensais do Estado: 28,00% sobre a remuneração de contribuição dos servidores ativos.

As bases técnicas utilizadas foram eleitas pelo atuário responsável, sendo estas aderentes às características da massa de participantes:

- ***taxa de juros real***[13] utilizada nas projeções contidas nesta avaliação foi de **0,00% ao ano**;
- ***tábuas biométricas***[14] utilizadas foram escolhidas em função do evento gerador:
- Tábua de Mortalidade de Válido (evento gerador sobrevivência) – IBGE-2017;
- Tábua de Mortalidade de Válido (evento gerador morte) – AT-2000;
- Tábua de Entrada em Invalidez – ÁLVARO VINDAS; e
- Tábua de Mortalidade de Inválidos – IBGE-2017.
- probabilidade de deixar um dependente vitalício em caso de morte, cálculo da proporção de servidores casados, por idade, com base nas informações apuradas no banco de dados do Estado, utilizando esta proporção como fator de probabilidade;
- ***crescimento salarial***[15] considerado foi de 1% ao ano;

[13] De acordo com o art. 9º. da Portaria MPS nº 403/08, a taxa de juros real do cálculo atuarial não poderá exceder a 6% ao ano.
[14] Conforme art. 6º da Portaria MPS n.º 403/08, poderão ser utilizadas no cálculo atuarial quaisquer tábuas, desde que não indiquem obrigações inferiores a alcançadas na referida Portaria
[15] De acordo com o art. 8º da Portaria MPS n.º 403/08, o crescimento da remuneração real apurado deverá apresentar uma elevação mínima de 1% ao ano.

- ***taxa de rotatividade***[16] considerada foi de 1% ao ano;
- ***custo administrativo***[17] considerado neste estudo corresponde a 2,00% do total da remuneração dos servidores ativos do Estado;
- ***Geração Futura:*** a cada servidor ativo que se desliga, outro toma seu lugar, com a mesma idade de ingresso e salário inicial daquele que se desligou.
- ***Idade média de aposentadoria projetada***
    - Não professor do sexo Feminino: 61 anos;
    - Não professor do sexo Masculino: 66 anos;
    - Professor do sexo Feminino: 56 anos;
    - Professor do sexo Masculino: 61 anos;
- ***Principais estatísticas dos servidores ativos:***
    - Qtdd – Mulheres: 80.577;
    - Qtdd – Homens: 100.755;
    - Sal – Mulheres (Anual): R$ 4.950.169.542,38;
    - Sal – homens (Anual): R$ 7.558.076.100,17; e
    - Folha Salarial - FS (Anual): R$ 12.508.245.642,55.

Para a utilização da taxa de crescimento salarial de 1,00% a.a., utilizou-se a estimativa da evolução salarial do servidor ativo a cada ano de serviço no Estado através do banco de dados recebido. Para tanto, estimou-se o crescimento salarial do servidor a cada ano de trabalho no Estado segundo um modelo de regressão que avalia a variação salarial em função do tempo de permanência no Estado, estimando-se um crescimento salarial inferior a 1,00%, motivo pelo qual considerou-se o crescimento real mínimo de 1,00% do salário, estabelecido pela Portaria nº. 403/2008.

Da mesma forma que foi avaliado o crescimento salarial, avaliou-se também o crescimento de benefícios, considerando o tempo de recebimento de benefício de aposentadoria e o benefício médio. Esta análise mostrou, segundo o estudo de análise de regressão que o crescimento real do benefício é muito próximo de zero, sendo então considerado este parâmetro.

[16] Conforme o estabelecido no § 1º do art. 7º da Portaria MPS n.º 403/08, a taxa de rotatividade máxima permitida é de 1% ao ano.
[17] O art. 15º da Portaria MPS nº. 402/08 estabelece que a taxa de administração não poderá exceder a dois pontos percentuais do valor total da remuneração, proventos e pensões dos segurados vinculados ao regime próprio de previdência social, relativamente ao exercício financeiro anterior. Neste estudo consideramos que a despesa administrativa será de 2,00% taxa de administração incidentes sobre o valor total da remuneração, proventos e pensões dos segurados.

Considerando as informações disponibilizadas pelos Gestores do Plano, a rentabilidade anual auferida pelo plano de benefícios foi de 6,32%, tomando como índice de correção o INPC, não superando, então a meta atuarial que foi de 8,61%. Apesar de a rentabilidade ter sido inferior à meta atuarial, sugerimos a manutenção da meta atuarial para o ano de 2019, devendo ser revista na próxima avaliação atuarial caso persista dificuldade em atingir esta meta.

O patrimônio constituído do RPPS para o Fundo Financeiro em 31/dez/18, conforme informação dada à CAIXA, totaliza R$ 192.758.069.879,29 e é composto por:

Composição dos Ativos - Plano Financeiro	Valor em 31/12/2018
ROYALTIES & PE	186.409.934.329,40
CAIXA + DISPONÍVEL	388.737.756,20
DÍVIDA ATIVA	870.434.283,13
IMÓVEIS	346.888.326,22
ICMS PARCELADO	1.779.831.221,96
INTANGÍVEL	42.216.201,01
FUNDES	702.007.259,70
BERJ + TCE	446.775.116,78
Decreto 46.115/2017	696.102.410,17
OUTROS	1.074.736.400,44
TOTAL	**192.757.663.305,01**

A avaliação atuarial apurou que para o custeio do Plano de Benefícios é necessário que as contribuições dos servidores e do Governo Estadual somem 29,24% da folha de remuneração de contribuição dos servidores ativos, sendo a do servidor de no mínimo 11%, conforme Lei n.º 10.887, de 21 de junho de 2004.

Atualmente, estão vinculados ao Fundo Financeiro 181.332 servidores ativos com data de admissão até 04/set/13, 169.897 aposentados e 69.822 pensionistas, sendo os benefícios financiados pelo regime financeiro de Repartição Simples.

Como o Custo Normal praticado atualmente é superior ao Custo Normal apurado na Avaliação Atuarial, sugerimos então, que seja mantido, como a seguir, havendo, ainda, a complementação para cobrir o déficit corrente:

- contribuições mensais dos servidores ativos: 14,00%, incidentes sobre a remuneração de contribuição;
- contribuições mensais dos servidores aposentados e pensionistas: 14,00%; sobre a parcela das aposentadorias que excede o teto de benefício do RGPS;
- contribuições mensais dos aposentados e pensionistas portadores de doenças incapacitantes: 14,00%; sobre a parcela das aposentadorias que excede o dobro do teto de benefício do RGPS; e

- contribuições mensais do Estado: 28,00% sobre a remuneração de contribuição dos servidores ativos.
- Repasse patronal para cobertura da insuficiência financeira do exercício.

Este é o parecer.

Adilson Moraes da Costa
Miba 1.032 MTE/RJ

Anexo 6. Perfil da População do Segurados do Fundo Financeiro

Anexo 6.a. Estatísticas dos Servidores Ativos

Como mencionado anteriormente, as variáveis estatísticas relacionadas a um grupo de servidores interferem diretamente na análise e nos resultados apurados em uma avaliação atuarial. Neste item, serão demonstradas, comentadas e comparadas as principais variáveis estatísticas relacionadas ao grupo de servidores ativos do Estado do Rio de Janeiro vinculados ao Fundo Financeiro, segmentadas da seguinte forma: estatística dos professores e dos "não professores".

Quadro 57: Variáveis Estatísticas dos Servidores Ativos "Não Professores" - Fundo Financeiro

Discriminação	Feminino	Masculino	Total
População	41.806	84.495	126.301
Folha salarial mensal	R$ 278.756.710,36	R$ 546.065.828,83	R$ 824.822.539,19
Salário médio	R$ 6.667,86	R$ 6.462,70	R$ 6.530,61
Idade mínima atual	22	20	20
Idade média atual	49	44	46
Idade máxima atual	85	89	89
Idade mínima de admissão	18	18	18
Idade média de admissão	30	27	28
Idade máxima de admissão	65	67	67
Idade média de aposentadoria projetada	61	66	64

A distribuição por sexo dos servidores ativos "não professores", como pode ser observado no quadro anterior, aponta para um número maior dos servidores do sexo masculino, ou seja, 66,90% do total do grupo. Nota-se, ainda, outras características das servidoras "não professoras" do sexo feminino em relação aos servidores do sexo masculino, a partir das médias apuradas, quais sejam: remuneração média maior em 3,17%, idade média atual maior em 5 anos e idade de aposentadoria projetada menor em 5 anos.

Importante considerar neste estudo, a influência da variável "sexo" na apuração do custo previdenciário, tendo em vista que, comprovadamente, a mulher possui uma expectativa de vida superior à do homem e permanece em gozo de benefício previdenciário por maior período de tempo. Além disso, a atual legislação previdenciária estabelece requisitos diferenciados aos servidores do sexo feminino, exigindo deles um menor tempo de contribuição para aposentadoria, que é ainda mais reduzido quando se trata de servidores professoras.

O quadro seguinte sintetiza as principais características dos servidores professores para que sejam estabelecidas análises comparativas entre este grupo e o dos "não professores".

Quadro 58: Variáveis Estatísticas dos Servidores Ativos "Professores" - Fundo Financeiro

Discriminação	Feminino	Masculino	Total
População	38.771	16.260	55.031
Folha salarial mensal	R$ 102.025.562,13	R$ 35.324.640,42	R$ 137.350.202,55
Salário médio	R$ 2.631,49	R$ 2.172,49	R$ 2.495,87
Idade mínima atual	27	27	27
Idade média atual	48	48	48
Idade máxima atual	73	72	73
Idade mínima de admissão	18	18	18
Idade média de admissão	31	34	32
Idade máxima de admissão	65	64	65
Idade média de aposentadoria projetada	56	61	58

Atualmente, a população de servidores do magistério do Estado do Rio de Janeiro vinculados ao Fundo Financeiro corresponde a 30,35% do total dos servidores ativos deste grupo. Esta categoria possui características diferentes das demais, como, por exemplo, a sua distribuição por sexo, onde 70,45% do grupo são compostos por mulheres.

O quadro seguinte demonstra as variáveis estatísticas dos servidores professores e "não professores" do Estado do Rio de Janeiro vinculados ao Fundo Financeiro, de forma consolidada.

Quadro 59: Consolidação das Estatísticas dos Servidores Ativos - Fundo Financeiro

Discriminação	Feminino	Masculino	Total
População	80.577	100.755	181.332
Folha salarial mensal	R$ 380.782.272,49	R$ 581.390.469,24	R$ 962.172.741,73
Salário médio	R$ 4.725,69	R$ 5.770,34	R$ 5.306,14
Idade mínima atual	22	20	20
Idade média atual	49	45	47
Idade máxima atual	85	89	89
Idade mínima de admissão	18	18	18
Idade média de admissão	30	28	29
Idade máxima de admissão	65	67	67
Idade média de aposentadoria projetada	59	65	62

Ante a consolidação dos dados, verifica-se que os servidores ativos do sexo feminino representam 44,44% do contingente total de servidores ativos. Relativamente às remunerações, verifica-se, ante as médias apuradas, que os servidores do sexo masculino percebem salários superiores em 22,11% aos salários das servidoras.

Os quadros e gráficos seguintes demonstram as estatísticas dos servidores ativos, segmentadas por variáveis específicas relevantes ao estudo proposto.

Quadro 60: Distribuição dos Servidores Ativos por Faixa Etária - Fundo Financeiro

Intervalo	População	Frequência	Frequência acumulada
Até 25	471	0,26%	0,26%
26 a 30	5.815	3,21%	3,47%
31 a 35	19.923	10,98%	14,45%
36 a 40	30.160	16,64%	31,09%
41 a 45	30.890	17,03%	48,12%
46 a 50	31.040	17,12%	65,24%
51 a 55	25.923	14,29%	79,53%
56 a 60	19.444	10,73%	90,26%
61 a 65	11.296	6,23%	96,49%
66 a 70	5.319	2,93%	99,42%
71 a 75	1.051	0,58%	100,00%
Acima de 75	0	0,00%	100,00%
Total	181.332	100,00%	100,00%

Gráfico 13: Distribuição dos Servidores Ativos por Faixa Etária - Fundo Financeiro

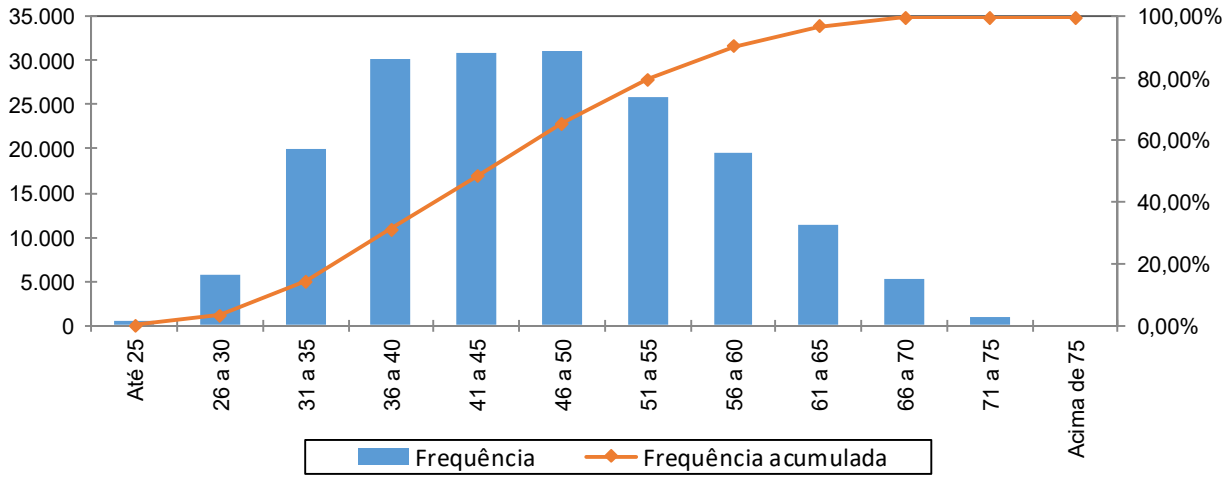

Quadro 61: Distribuição dos Servidores Ativos por Idade de Admissão - Fundo Financeiro

Intervalo	População	Frequência	Frequência Acumulada
Até 25	61.350	33,83%	33,83%
26 a 30	56.710	31,28%	65,11%
31 a 35	31.171	17,19%	82,30%
36 a 40	16.078	8,86%	91,16%
41 a 45	8.901	4,91%	96,07%
46 a 50	4.583	2,53%	98,60%
51 a 55	1.925	1,06%	99,66%
56 a 60	540	0,30%	99,96%
Acima de 60	74	0,04%	100,00%
Total	181.332	100,00%	100,00%

Gráfico 14: Distribuição dos Servidores Ativos por Idade de Admissão - Fundo Financeiro

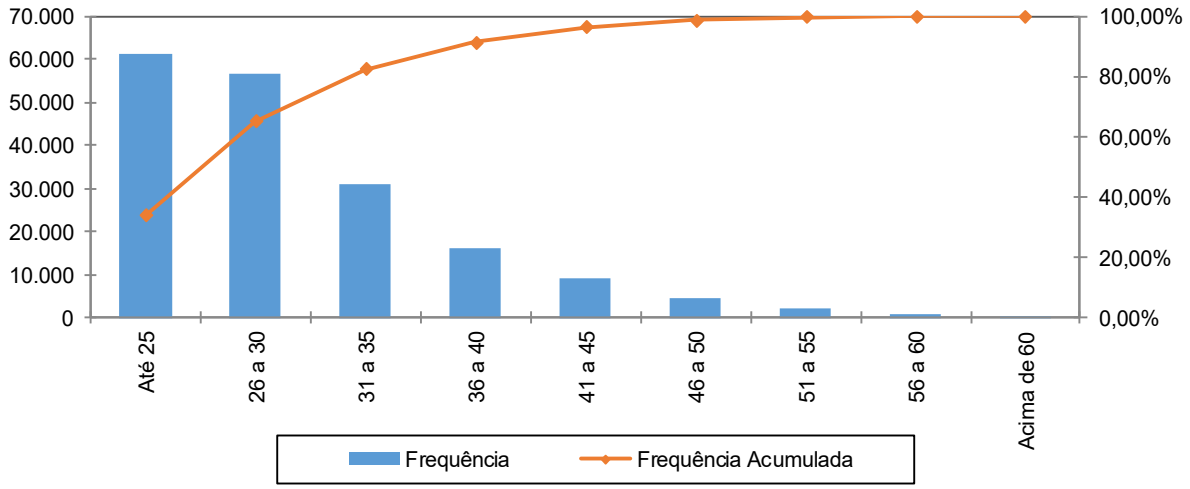

A menor e a maior idade de admissão registrada no Fundo Financeiro foram aos 18 e aos 67 anos, respectivamente, sendo que 82,30% do grupo foram admitidos até os 35 anos de idade.

Ressalte-se que a idade média de admissão dos servidores públicos é uma variável que produz impacto importante na apuração do custo previdenciário de um Estado, já que, de acordo com a metodologia utilizada para apuração do custo, em um regime de capitalização, servidor e Governo devem juntos financiar o custeio do benefício previdenciário entre a idade de admissão do servidor e sua aposentadoria. Desse modo, quanto mais jovem o servidor for admitido no serviço público maior será o tempo de contribuição para o regime previdenciário, minimizando o impacto no custeio do plano.

O quadro seguinte foi elaborado com base nas faixas de contribuição atualmente praticadas pelo Regime Próprio de Previdência Social – RPPS, a fim de estabelecer um modelo comparativo com a remuneração dos servidores do Estado vinculados ao Fundo Financeiro.

Quadro 62: Distribuição dos Servidores Ativos por Faixa Salarial - Fundo Financeiro

Intervalo - R$	População	Frequência	Frequência Acumulada
Até 1.693,72	26.073	14,38%	14,38%
1.693,73 a 2.822,90	47.478	26,18%	40,56%
2.822,91 a 5.645,80	48.835	26,93%	67,49%
Acima de 5.645,80	58.946	32,51%	100,00%
Total	181.332	100,00%	100,00%

Gráfico 15: Distribuição dos Servidores Ativos por Faixa Salarial - Fundo Financeiro

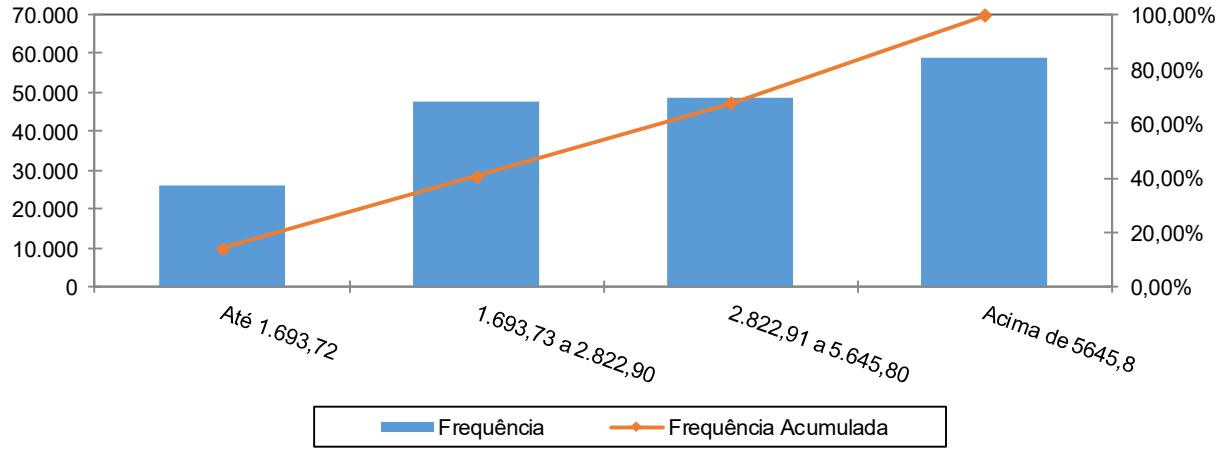

Observa-se que 32,51% dos servidores se situam na faixa salarial acima de R$ 5.645,80 e que apenas uma pequena parcela, 14,38%, percebe salários de R$ 1.693,72.

Quadro 63: Distribuição de Servidores Ativos por Tempo de Serviço no Estado

Intervalo	População	Frequência	Frequência Acumulada
0 a 5	14.558	8,03%	8,03%
6 a 10	45.159	24,90%	32,93%
11 a 15	23.759	13,10%	46,03%
16 a 20	42.867	23,64%	69,67%
21 a 25	25.312	13,96%	83,63%
26 a 30	13.834	7,63%	91,26%
31 a 35	9.173	5,06%	96,32%
Acima de 35	6.670	3,68%	100,00%
Total	181.332	100,00%	100,00%

Gráfico 16: Distribuição de Servidores Ativos por Tempo de Serviço no Estado

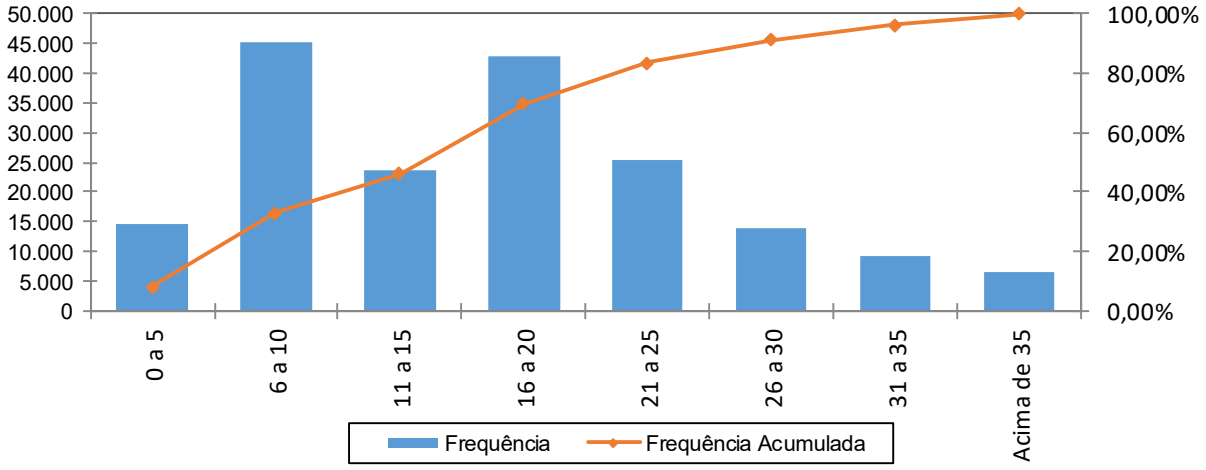

Percebe-se, ante o gráfico anterior, que 24,90% dos servidores ativos possuem entre 6 a 10 anos de tempo de contribuição no Governo Estadual.

Quadro 64: Distribuição dos Servidores Ativos por Idade Provável de Aposentadoria - Fundo Financeiro

Intervalo	Feminino	Masculino	Total
Até 50 anos	30	0	30
51 a 55	31.386	665	32.051
56 a 60	33.872	23.983	57.855
61 a 65	8.409	42.522	50.931
66 a 70	6.333	33.081	39.414
71 a 75	547	504	997
Acima de 75	0	0	0
Total	80.577	100.755	181.332

Gráfico 17: Distribuição dos Servidores Ativos por Idade Provável de Aposentadoria - Fundo Financeiro

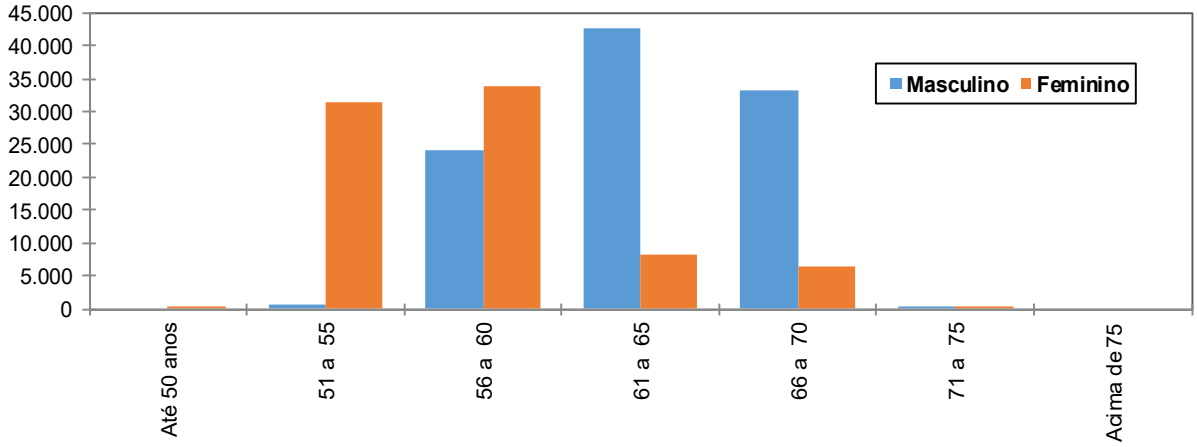

O gráfico acima reforça o anteriormente mencionado: os servidores do sexo feminino aposentar-se-ão mais cedo que os do sexo masculino, reflexo das regras de aposentadoria dispostas na atual legislação previdenciária. Verifica-se, também, que 49,60% da população de servidores preencherão os requisitos necessários à aposentadoria integral até os 60 anos de idade.

Quadro 65: Distribuição dos Servidores Ativos por Estado Civil - Fundo Financeiro

Categoria	População	Frequência
Casados	81.826	45,12%
Não casados	99.506	54,88%
Total	181.332	100,00%

A probabilidade de se deixar dependente vitalício em caso de morte foi calculada a partir da observação da frequência de servidores casados agrupados por faixa etária, ajustando-os por uma curva que mais se aproximasse da tendência que os dados indicam.

Anexo 6.b. Estatísticas dos Servidores Aposentados

A seguir, detalharemos as principais informações cadastrais do banco de dados de aposentados.

Quadro 66: Variáveis Estatísticas dos Servidores Aposentados

Discriminação	Feminino	Masculino	Total
Quantidade de servidores	104.379	65.518	169.897
Folha Salarial	R$ 419.867.523,73	R$ 601.836.694,88	R$ 1.021.704.218,61
Salário Médio	R$ 4.022,53	R$ 9.185,82	R$ 6.013,67
Idade mínima	27	29	27
Idade Média	70	67	69
Idade máxima	109	106	109

O quadro anterior revela que a distribuição por sexo dos servidores aposentados do Estado do Rio de Janeiro aponta para um número menor de aposentados do sexo masculino, 38,56% do contingente total.

Estes servidores aposentados podem ser classificados por tipo de aposentadoria conforme a seguir:

Quadro 67: Servidores Aposentados Agrupados por Tipo de Aposentadoria

Aposentadoria	Estatística	Quantidade	Benefício Total	Benefício Médio	Idade Média
Invalidez	Masculino	2.806	R$ 16.351.525,86	R$ 5.827,34	66
	Feminino	10.410	R$ 27.489.498,97	R$ 2.640,68	66
Tempo de contribuição	Masculino	21.126	R$ 191.762.614,10	R$ 9.077,09	74
	Feminino	30.512	R$ 189.612.251,10	R$ 6.214,35	71
Idade	Masculino	581	R$ 4.240.225,51	R$ 7.298,15	74
	Feminino	2.852	R$ 10.291.495,91	R$ 3.608,52	72
Compulsória	Masculino	1.629	R$ 10.914.622,16	R$ 6.700,20	61
	Feminino	2.670	R$ 8.246.969,16	R$ 3.088,75	58
Especial	Masculino	39.376	R$ 0,00	R$ 0,00	64
	Feminino	57.935	R$ 184.227.308,59	R$ 3.179,90	70
Total		169.897	R$ 1.021.704.218,61	R$ 6.013,67	69

Quadro 68: Distribuição de Servidores Aposentados por Faixa Etária

Intervalo	Quantitativo	Frequência	Frequência acumulada
45 a 50	4.409	2,60%	2,60%
51 a 55	12.678	7,46%	10,06%
56 a 60	20.528	12,08%	22,14%
61 a 65	25.940	15,27%	37,41%
66 a 70	32.305	19,01%	56,42%
71 a 75	30.818	18,14%	74,56%
76 a 80	22.326	13,14%	87,70%
81 a 85	12.519	7,37%	95,07%
Acima de 85	8.374	4,93%	100,00%
Total	169.897	100,00%	

Gráfico 18: Distribuição de Servidores Aposentados por Faixa Etária

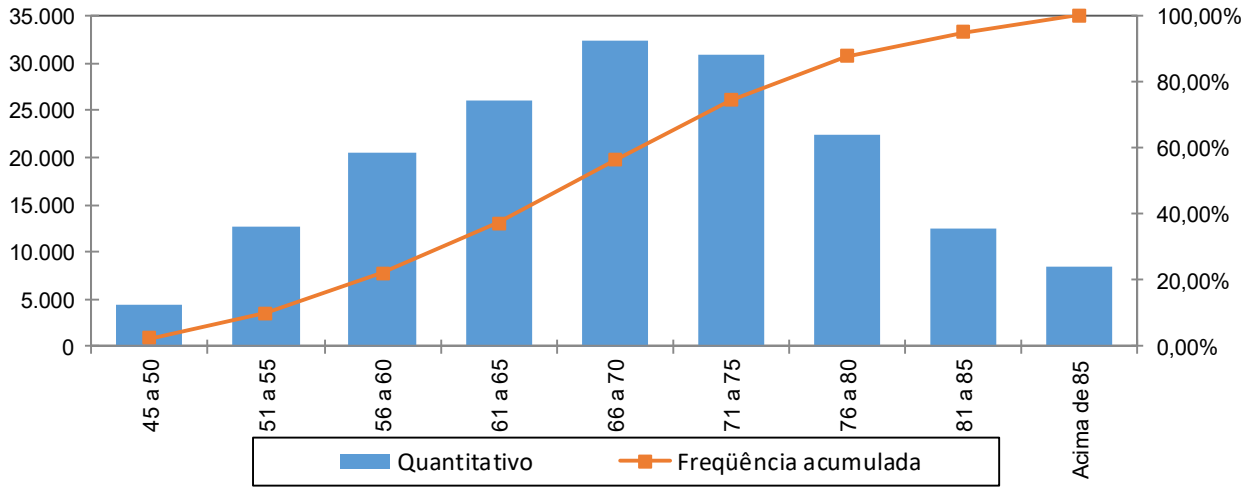

No universo de servidores aposentados do Estado estão consideradas as aposentadorias voluntárias, as compulsórias e as por invalidez.

Quadro 69: Distribuição dos Servidores Aposentados por Faixa de Beneficio

Intervalo - R$	População	Frequência	Frequência Acumulada
Até 1.693,72	28.958	17,04%	17,04%
1.693,73 a 2.822,90	28.525	16,79%	33,83%
2.822,91 a 5.645,80	53.339	31,39%	65,23%
Acima de 5.645,80	59.075	34,77%	100,00%
Total	169.897	100,00%	100,00%

Gráfico 19: Distribuição de Servidores Aposentados por Faixas de Valor de Benefício

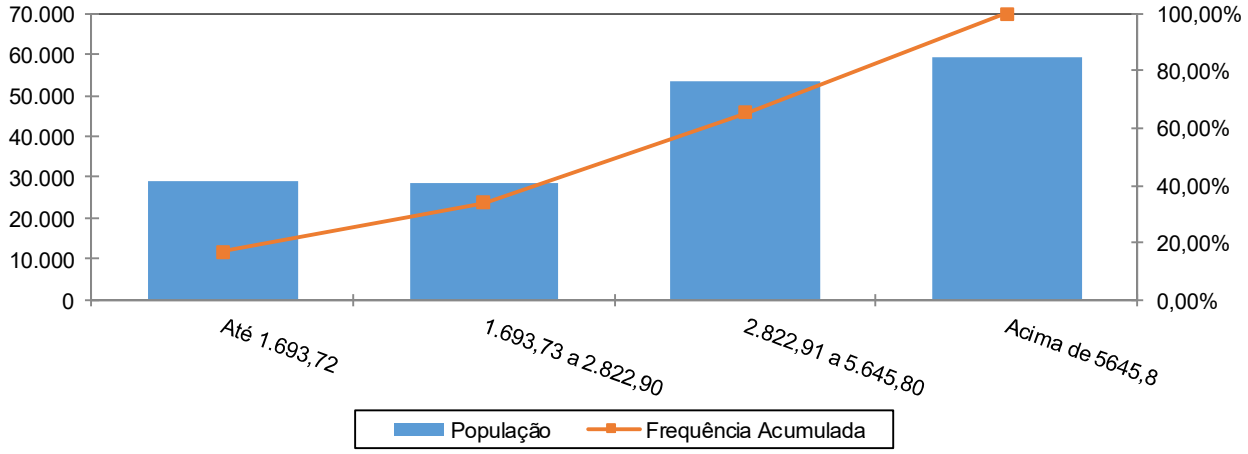

Como pode ser observado no gráfico anterior, 34,77% dos servidores aposentados percebem benefícios acima de R$ 5.645,80.

Anexo 6.c. Estatísticas dos Pensionistas

Quadro 70: Estatísticas dos Pensionistas

Discriminação	Feminino	Masculino	Total
População	61.599	8.223	69.822
Folha de Benefícios	R$ 321.442.205,67	R$ 31.749.927,35	R$ 353.192.133,02
Benefício médio	R$ 5.218,30	R$ 3.861,11	R$ 5.058,46
Idade mínima atual	1	0	1
Idade média atual	65	64	65
Idade máxima atual	107	105	107

O grupo de pensionistas do Estado do Rio de Janeiro está representado por 88,22% de mulheres, grupo este que percebe benefício médio superiores em 35,15% em relação ao dos homens.

Quadro 71: Distribuição dos Pensionistas por Faixa de Benefícios

Intervalo - R$	População	Frequência	Frequência Acumulada
Até 1.693,72	22.442	32,14%	32,14%
1.693,73 a 2.822,90	13.386	19,17%	51,31%
2.822,91 a 5.645,80	15.790	22,61%	73,92%
Acima de 5645,8	18.204	26,07%	99,99%
Total	69.822	100,00%	100,00%

Gráfico 20: Distribuição dos Pensionistas por Faixa de Benefícios

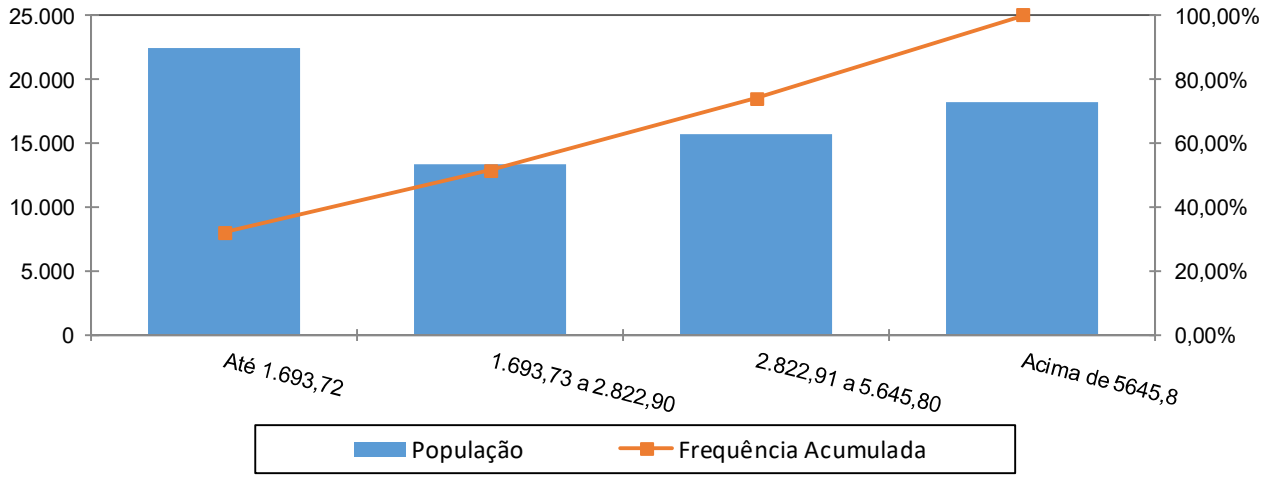

A concentração dos valores percebidos pelos pensionistas encontra-se na primeira faixa, ou seja, 32,14% com benefícios de até R$ 1.693,72.

Anexo 7. Parâmetros e Base de Cálculos para Fluxos de Caixa e Projeções - Fundo Financeiro

Data Base da Avaliação Atuarial: 31/dez/18;
Nº. de meses no cálculo do valor proporcional ao 1°. ano (considerando ano de 13 meses): 13 meses.

Quadro 72: Receitas

Referência	Base de Cálculo Mensal	Alíquota Apurada	Valor 13 meses
Contribuição Servidores Ativos	R$962.172.741,73	14,00%	R$ 1.751.154.389,95
Contribuição Aposentados	R$311.425.771,20	14,00%	R$ 566.794.903,58
Contribuição Pensionistas	R$129.792.343,94	14,00%	R$ 236.222.065,97
Contribuição do Ente - CN sem Tx.Adm.	R$962.172.741,73	26,00%	R$ 3.252.143.867,05
Contribuição Ente - Taxa de Adm.	R$2.337.069.093,36	2,00%	R$ 607.637.964,27
Contribuição Ente - Sem CS	R$962.172.741,73	0,00%	R$ 0,00
Compensação Previdenciária	R$8.936.826,29		R$ 116.178.741,71
Dívida para com o RPPS			R$ 42.446.828,06
Contribuição Ente - CN + Tx.Adm.	R$962.172.741,73	28,00%	R$ 3.859.781.831,32
Contribuição Ente - CN + Tx.Adm +CS Atuarial			R$ 3.859.781.831,32

Quadro 73: Despesas

Referência	Base de Cálculo Mensal	Alíquota Apurada	Valor 13 meses
Aposentadorias			R$ 13.282.154.841,92
Pensões			R$ 4.591.497.729,26
Auxílios	R$962.172.741,73	0,01%	R$ 1.250.824,56
Despesas Administrativas	R$2.337.069.093,36	2,00%	R$ 607.637.964,27
Total de Despesas			
Aposentadorias + Pensões + Auxílios			R$ 17.874.903.395,74
Aposentadorias + Pensões			R$ 17.873.652.571,18

Quadro 74: Recursos Financeiros

Referência	Valor
Valor em 31/12/18	R$3.127.571.882,77
Diferença entre receitas e despesas operacionais ao longo do ano	(R$3.336.213.422,01)
Ganho financeiro	R$0,00

Anexo 8. Projeções de Quantitativo de Participantes, Remunerações e Benefícios e Fluxo de Caixa

Anexo 8.a. Quantitativo de Participantes

Ano	Ativos Existentes	Ativos Futuros	Total de Ativos	Aposentados Atuais	Pensionistas Atuais	Aposentados Futuros	Pensionistas Futuros	Total de Aposentados e Pensionistas	Total de Participantes
2019	181.332	0	181.332	169.897	69.822	0	0	239.719	421.051
2020	149.421	0	149.421	164.982	67.626	32.218	341	265.166	414.588
2021	143.652	0	143.652	159.948	65.441	37.366	708	263.463	407.115
2022	137.740	0	137.740	154.796	63.266	43.103	1.105	262.270	400.010
2023	131.594	0	131.594	149.533	61.102	48.564	1.533	260.732	392.326
2024	125.682	0	125.682	144.172	58.952	53.896	1.994	259.014	384.696
2025	120.041	0	120.041	138.723	56.818	59.245	2.490	257.277	377.318
2026	114.973	0	114.973	133.202	54.705	64.624	3.022	255.554	370.527
2027	110.168	0	110.168	127.621	52.616	70.181	3.593	254.011	364.180
2028	105.480	0	105.480	121.998	50.555	75.944	4.203	252.701	358.181
2029	101.117	0	101.117	116.349	48.526	81.334	4.854	251.063	352.180
2030	97.043	0	97.043	110.693	46.531	86.192	5.546	248.962	346.004
2031	93.101	0	93.101	105.046	44.573	91.050	6.280	246.949	340.050
2032	89.472	0	89.472	99.428	42.654	95.651	7.056	244.788	334.260
2033	86.046	0	86.046	93.856	40.777	99.670	7.872	242.174	328.220
2034	82.671	0	82.671	88.350	38.942	102.709	8.727	238.728	321.400
2035	79.288	0	79.288	82.928	37.152	105.383	9.619	235.082	314.370
2036	76.226	0	76.226	77.608	35.407	108.124	10.544	231.684	307.911
2037	73.426	0	73.426	72.407	33.709	110.906	11.501	228.522	301.948
2038	70.927	0	70.927	67.340	32.057	113.452	12.483	225.333	296.260
2039	68.636	0	68.636	62.423	30.453	115.223	13.486	221.585	290.221

Ano	Ativos Existentes	Ativos Futuros	Total de Ativos	Aposentados Atuais	Pensionistas Atuais	Aposentados Futuros	Pensionistas Futuros	Total de Aposentados e Pensionistas	Total de Participantes
2040	66.505	0	66.505	57.668	28.897	116.920	14.504	217.988	284.494
2041	64.629	0	64.629	53.087	27.389	117.888	15.531	213.895	278.524
2042	63.119	0	63.119	48.693	25.929	118.188	16.558	209.367	272.486
2043	61.829	0	61.829	44.493	24.517	118.063	17.579	204.651	266.480
2044	60.668	0	60.668	40.495	23.153	117.233	18.586	199.467	260.135
2045	59.638	0	59.638	36.705	21.838	115.858	19.570	193.971	253.608
2046	58.833	0	58.833	33.129	20.571	113.980	20.523	188.202	247.035
2047	58.201	0	58.201	29.769	19.352	111.712	21.436	182.269	240.470
2048	57.783	0	57.783	26.627	18.181	108.948	22.301	176.057	233.839
2049	57.468	0	57.468	23.703	17.058	106.180	23.111	170.051	227.519
2050	57.222	0	57.222	20.995	15.982	103.397	23.861	164.235	221.457
2051	57.042	0	57.042	18.501	14.953	100.992	24.542	158.988	216.031
2052	56.920	0	56.920	16.217	13.971	98.859	25.152	154.199	211.119
2053	56.836	0	56.836	14.136	13.034	96.806	25.683	149.659	206.495
2054	56.778	0	56.778	12.251	12.143	94.467	26.129	144.989	201.768
2055	56.741	0	56.741	10.555	11.296	91.921	26.478	140.250	196.991
2056	56.724	0	56.724	9.038	10.493	89.194	26.732	135.456	192.180
2057	56.717	0	56.717	7.689	9.732	86.779	26.884	131.085	187.801
2058	56.713	0	56.713	6.499	9.014	84.596	26.942	127.051	183.764
2059	56.713	0	56.713	5.456	8.336	82.506	26.903	123.200	179.913

Ano	Ativos Existentes	Ativos Futuros	Total de Ativos	Aposentados Atuais	Pensionistas Atuais	Aposentados Futuros	Pensionistas Futuros	Total de Aposentados e Pensionistas	Total de Participantes
2060	56.713	0	56.713	4.548	7.698	80.998	26.764	120.007	176.720
2061	56.713	0	56.713	3.764	7.098	79.190	26.534	116.587	173.300
2062	56.713	0	56.713	3.092	6.536	77.671	26.204	113.503	170.216
2063	56.713	0	56.713	2.521	6.010	76.203	25.784	110.519	167.232
2064	56.713	0	56.713	2.040	5.520	74.780	25.276	107.616	164.329
2065	56.713	0	56.713	1.639	5.064	72.704	24.685	104.092	160.805
2066	56.713	0	56.713	1.308	4.640	70.473	24.007	100.429	157.142
2067	56.713	0	56.713	1.037	4.248	68.138	23.258	96.681	153.394
2068	56.713	0	56.713	817	3.886	66.153	22.444	93.301	150.014
2069	56.713	0	56.713	641	3.553	64.204	21.582	89.980	146.693
2070	56.713	0	56.713	501	3.246	62.407	20.676	86.829	143.542
2071	56.713	0	56.713	390	2.964	60.723	19.737	83.814	140.527
2072	56.713	0	56.713	303	2.705	59.242	18.773	81.024	137.737
2073	56.713	0	56.713	235	2.469	57.695	17.799	78.198	134.911
2074	56.713	0	56.713	182	2.252	56.543	16.819	75.796	132.509
2075	56.713	0	56.713	140	2.054	55.054	15.851	73.099	129.812
2076	56.713	0	56.713	107	1.874	53.763	14.895	70.639	127.352
2077	56.713	0	56.713	81	1.709	52.451	13.970	68.211	124.924
2078	56.713	0	56.713	61	1.560	51.320	13.081	66.022	122.735
2079	56.713	0	56.713	46	1.424	50.343	12.241	64.054	120.767

Ano	Ativos Existentes	Ativos Futuros	Total de Ativos	Aposentados Atuais	Pensionistas Atuais	Aposentados Futuros	Pensionistas Futuros	Total de Aposentados e Pensionistas	Total de Participantes
2080	56.713	0	56.713	34	1.300	49.378	11.458	62.170	118.883
2081	56.713	0	56.713	25	1.187	48.687	10.735	60.635	117.348
2082	56.713	0	56.713	19	1.084	47.950	10.081	59.133	115.846
2083	56.713	0	56.713	13	990	47.590	9.496	58.089	114.802
2084	56.713	0	56.713	10	904	47.376	8.985	57.274	113.987
2085	56.713	0	56.713	7	825	47.497	8.545	56.873	113.586
2086	56.713	0	56.713	5	752	47.302	8.175	56.234	112.947
2087	56.713	0	56.713	3	685	47.213	7.866	55.766	112.479
2088	56.713	0	56.713	2	622	47.135	7.616	55.375	112.088
2089	56.713	0	56.713	1	564	47.218	7.418	55.202	111.915
2090	56.713	0	56.713	1	510	47.324	7.269	55.104	111.817
2091	56.713	0	56.713	1	459	47.724	7.158	55.342	112.055
2092	56.713	0	56.713	0	412	48.144	7.083	55.639	112.352
2093	56.713	0	56.713	0	368	48.336	7.032	55.736	112.449
2094	56.713	0	56.713	0	326	48.626	6.996	55.949	112.662
2095	56.713	0	56.713	0	288	48.994	6.972	56.254	112.967
2096	56.713	0	56.713	0	253	49.283	6.956	56.492	113.205
2097	56.713	0	56.713	0	221	49.290	6.941	56.452	113.165
2098	56.713	0	56.713	0	191	48.837	6.921	55.949	112.662
2099	56.713	0	56.713	0	165	48.519	6.893	55.576	112.289

Anexo 8.b. Remunerações e Benefícios

Ano	Remuneração Integral dos Servidores Ativos Atuais	Remuneração Integral dos Servidores Ativos Futuros	Total das Remunerações dos Servidores Ativos	Benefícios Futuros dos Servidores Ativos Atuais	Benefícios Futuros dos Servidores Ativos Futuros	Total de Benefícios Futuros de Ativos	Benefícios dos Aposentados Atuais	Benefícios dos Pensionistas Atuais	Total de Benefícios de Apos. e Pens. Atuais	Total de Benefícios de Apos. e Pens. (Atuais e Futuros)	Total
2019	12.508.245.642,55	0,00	12.508.245.642,55	1.250.824,56	0,00	1.250.824,56	13.282.154.841,92	4.591.497.729,26	17.873.652.571,18	17.874.903.395,74	30.383.149.038,29
2020	10.718.918.999,29	0,00	10.718.918.999,29	2.004.831.187,12	0,00	2.004.831.187,12	13.080.994.396,84	4.429.224.897,54	17.510.219.294,38	19.515.050.481,50	30.233.969.480,79
2021	10.428.230.844,28	0,00	10.428.230.844,28	2.387.191.170,64	0,00	2.387.191.170,64	12.863.375.498,71	4.269.430.266,20	17.132.805.764,91	19.519.996.935,55	29.948.227.779,83
2022	10.075.359.382,02	0,00	10.075.359.382,02	2.866.092.975,25	0,00	2.866.092.975,25	12.630.750.091,19	4.111.814.817,36	16.742.564.908,55	19.608.657.883,80	29.684.017.265,81
2023	9.705.433.855,13	0,00	9.705.433.855,13	3.316.156.496,87	0,00	3.316.156.496,87	12.388.994.579,71	3.956.323.041,39	16.345.317.621,10	19.661.474.117,98	29.366.907.973,11
2024	9.340.777.318,09	0,00	9.340.777.318,09	3.763.643.415,78	0,00	3.763.643.415,78	12.130.418.650,80	3.803.018.625,17	15.933.437.275,96	19.697.080.691,74	29.037.858.009,83
2025	8.977.929.694,86	0,00	8.977.929.694,86	4.221.561.784,11	0,00	4.221.561.784,11	11.857.754.392,11	3.652.057.394,05	15.509.811.786,16	19.731.373.570,27	28.709.303.265,13
2026	8.613.533.760,42	0,00	8.613.533.760,42	4.716.627.331,31	0,00	4.716.627.331,31	11.570.433.117,97	3.503.637.317,34	15.074.070.435,31	19.790.697.766,61	28.404.231.527,03
2027	8.246.276.271,09	0,00	8.246.276.271,09	5.244.521.489,81	0,00	5.244.521.489,81	11.272.917.940,51	3.357.965.260,48	14.630.883.200,99	19.875.404.690,80	28.121.680.961,89
2028	7.861.583.187,50	0,00	7.861.583.187,50	5.806.301.126,59	0,00	5.806.301.126,59	10.961.734.455,20	3.215.227.479,20	14.176.961.934,40	19.983.263.060,99	27.844.846.248,49
2029	7.507.950.944,80	0,00	7.507.950.944,80	6.322.733.971,25	0,00	6.322.733.971,25	10.645.075.261,05	3.075.604.888,16	13.720.680.149,21	20.043.414.120,46	27.551.365.065,26
2030	7.165.846.710,04	0,00	7.165.846.710,04	6.804.200.447,23	0,00	6.804.200.447,23	10.321.939.318,06	2.939.261.320,21	13.261.200.638,27	20.065.401.085,50	27.231.247.795,54
2031	6.835.669.375,97	0,00	6.835.669.375,97	7.277.389.855,36	0,00	7.277.389.855,36	9.991.378.033,96	2.806.331.537,57	12.797.709.571,53	20.075.099.426,90	26.910.768.802,87
2032	6.536.923.651,21	0,00	6.536.923.651,21	7.719.361.255,20	0,00	7.719.361.255,20	9.654.550.144,38	2.676.917.224,03	12.331.467.368,41	20.050.828.623,61	26.587.752.274,82
2033	6.250.071.451,63	0,00	6.250.071.451,63	8.119.723.891,27	0,00	8.119.723.891,27	9.313.553.585,47	2.551.087.881,15	11.864.641.466,63	19.984.365.357,89	26.234.436.809,53
2034	5.976.251.535,93	0,00	5.976.251.535,93	8.450.068.467,08	0,00	8.450.068.467,08	8.967.854.468,86	2.428.894.456,70	11.396.748.925,55	19.846.817.392,64	25.823.068.928,57
2035	5.701.997.744,35	0,00	5.701.997.744,35	8.749.867.080,41	0,00	8.749.867.080,41	8.396.430.806,89	2.310.371.510,61	10.706.802.317,50	19.456.669.397,91	25.158.667.142,26
2036	5.455.046.045,77	0,00	5.455.046.045,77	9.029.182.587,72	0,00	9.029.182.587,72	8.018.427.301,48	2.195.538.985,68	10.213.966.287,16	19.243.148.874,88	24.698.194.920,65
2037	5.217.051.691,89	0,00	5.217.051.691,89	9.308.257.747,02	0,00	9.308.257.747,02	7.653.503.303,60	2.084.397.229,64	9.737.900.533,24	19.046.158.280,26	24.263.209.972,15
2038	5.001.027.876,72	0,00	5.001.027.876,72	9.564.432.705,58	0,00	9.564.432.705,58	7.288.437.484,88	1.976.925.751,27	9.265.363.236,15	18.829.795.941,73	23.830.823.818,45
2039	4.800.676.097,54	0,00	4.800.676.097,54	9.768.603.331,48	0,00	9.768.603.331,48	6.925.483.286,95	1.873.092.047,85	8.798.575.334,80	18.567.178.666,28	23.367.854.763,82

Ano	Remuneração Integral dos Servidores Ativos Atuais	Remuneração Integral dos Servidores Ativos Futuros	Total das Remunerações dos Servidores Ativos	Benefícios Futuros dos Servidores Ativos Atuais	Benefícios Futuros dos Servidores Ativos Futuros	Total de Benefícios Futuros de Ativos	Benefícios dos Aposentados Atuais	Benefícios dos Pensionistas Atuais	Total de Benefícios de Apos. e Pens. Atuais	Total de Benefícios de Apos. e Pens. (Atuais e Futuros)	Total
2040	4.613.218.494,97	0,00	4.613.218.494,97	9.963.473.663,92	0,00	9.963.473.663,92	6.565.022.879,33	1.772.861.119,05	8.337.883.998,38	18.301.357.662,30	22.914.576.157,27
2041	4.449.116.667,28	0,00	4.449.116.667,28	10.105.749.309,82	0,00	10.105.749.309,82	6.204.031.856,15	1.676.194.618,56	7.880.226.474,72	17.985.975.784,53	22.435.092.451,81
2042	4.310.605.360,20	0,00	4.310.605.360,20	10.208.887.217,47	0,00	10.208.887.217,47	5.853.210.465,11	1.583.054.848,42	7.436.265.313,53	17.645.152.531,00	21.955.757.891,20
2043	4.185.310.057,58	0,00	4.185.310.057,58	10.282.600.921,29	0,00	10.282.600.921,29	5.507.865.694,07	1.493.408.213,81	7.001.273.907,89	17.283.874.829,18	21.469.184.886,75
2044	4.078.329.521,99	0,00	4.078.329.521,99	10.307.554.860,01	0,00	10.307.554.860,01	5.168.960.231,05	1.407.222.921,29	6.576.183.152,35	16.883.738.012,35	20.962.067.534,34
2045	3.980.679.603,64	0,00	3.980.679.603,64	10.298.890.138,90	0,00	10.298.890.138,90	4.837.442.055,15	1.324.460.185,34	6.161.902.240,50	16.460.792.379,40	20.441.471.983,04
2046	3.910.024.927,61	0,00	3.910.024.927,61	10.248.912.168,80	0,00	10.248.912.168,80	4.514.237.692,76	1.245.077.900,33	5.759.315.593,09	16.008.227.761,89	19.918.252.689,50
2047	3.854.621.215,44	0,00	3.854.621.215,44	10.161.431.659,84	0,00	10.161.431.659,84	4.200.245.179,71	1.169.030.713,87	5.369.275.893,58	15.530.707.553,42	19.385.328.768,85
2048	3.826.846.202,20	0,00	3.826.846.202,20	10.031.432.635,18	0,00	10.031.432.635,18	3.896.328.461,95	1.096.272.338,58	4.992.600.800,52	15.024.033.435,71	18.850.879.637,91
2049	3.809.597.216,19	0,00	3.809.597.216,19	9.893.105.180,48	0,00	9.893.105.180,48	3.603.316.173,32	1.026.756.065,05	4.630.072.238,37	14.523.177.418,85	18.332.774.635,04
2050	3.798.154.000,56	0,00	3.798.154.000,56	9.738.600.721,79	0,00	9.738.600.721,79	3.321.989.886,52	960.426.696,97	4.282.416.583,49	14.021.017.305,29	17.819.171.305,84
2051	3.794.245.317,71	0,00	3.794.245.317,71	9.607.233.089,59	0,00	9.607.233.089,59	3.053.063.575,55	897.220.921,23	3.950.284.496,78	13.557.517.586,37	17.351.762.904,09
2052	3.781.820.337,37	0,00	3.781.820.337,37	9.497.494.491,10	0,00	9.497.494.491,10	2.797.176.694,37	837.075.339,17	3.634.252.033,55	13.131.746.524,65	16.913.566.862,02
2053	3.762.323.730,91	0,00	3.762.323.730,91	9.388.234.695,35	0,00	9.388.234.695,35	2.554.885.332,33	779.926.633,84	3.334.811.966,17	12.723.046.661,51	16.485.370.392,42
2054	3.738.548.071,42	0,00	3.738.548.071,42	9.240.766.806,77	0,00	9.240.766.806,77	2.326.654.559,94	725.708.258,62	3.052.362.818,56	12.293.129.625,33	16.031.677.696,75
2055	3.724.597.722,36	0,00	3.724.597.722,36	9.062.544.680,98	0,00	9.062.544.680,98	2.112.846.088,65	674.347.850,28	2.787.193.938,93	11.849.738.619,92	15.574.336.342,28
2056	3.716.983.732,02	0,00	3.716.983.732,02	8.850.890.739,67	0,00	8.850.890.739,67	1.913.707.476,47	625.767.919,96	2.539.475.396,43	11.390.366.136,10	15.107.349.868,11
2057	3.716.404.564,86	0,00	3.716.404.564,86	8.655.498.198,63	0,00	8.655.498.198,63	1.729.357.649,89	579.887.131,15	2.309.244.781,04	10.964.742.979,67	14.681.147.544,53
2058	3.708.366.655,95	0,00	3.708.366.655,95	8.461.428.415,80	0,00	8.461.428.415,80	1.559.780.444,05	536.624.380,48	2.096.404.824,53	10.557.833.240,33	14.266.199.896,28
2059	3.696.900.896,24	0,00	3.696.900.896,24	8.266.064.722,36	0,00	8.266.064.722,36	1.404.828.631,51	495.899.157,88	1.900.727.789,39	10.166.792.511,75	13.863.693.407,99

Ano	Remuneração Integral dos Servidores Ativos Atuais	Remuneração Integral dos Servidores Ativos Futuros	Total das Remunerações dos Servidores Ativos	Benefícios Futuros dos Servidores Ativos Atuais	Benefícios Futuros dos Servidores Ativos Futuros	Total de Benefícios Futuros de Ativos	Benefícios dos Aposentados Atuais	Benefícios dos Pensionistas Atuais	Total de Benefícios de Apos. e Pens. Atuais	Total de Benefícios de Apos. e Pens. (Atuais e Futuros)	Total
2060	3.682.839.491,84	0,00	3.682.839.491,84	8.093.910.263,57	0,00	8.093.910.263,57	1.264.221.097,79	457.628.902,56	1.721.850.000,35	9.815.760.263,92	13.498.599.755,77
2061	3.659.960.808,05	0,00	3.659.960.808,05	7.891.665.001,96	0,00	7.891.665.001,96	1.137.542.862,29	421.728.662,35	1.559.271.524,63	9.450.936.526,60	13.110.897.334,65
2062	3.645.183.463,34	0,00	3.645.183.463,34	7.693.457.835,75	0,00	7.693.457.835,75	1.024.251.481,08	388.116.281,24	1.412.367.762,32	9.105.825.598,06	12.751.009.061,40
2063	3.627.194.887,21	0,00	3.627.194.887,21	7.496.636.610,76	0,00	7.496.636.610,76	923.688.691,53	356.713.290,11	1.280.401.981,64	8.777.038.592,40	12.404.233.479,61
2064	3.608.449.902,37	0,00	3.608.449.902,37	7.287.726.418,09	0,00	7.287.726.418,09	835.096.638,76	327.442.317,63	1.162.538.956,38	8.450.265.374,47	12.058.715.276,84
2065	3.593.263.033,25	0,00	3.593.263.033,25	7.038.181.437,98	0,00	7.038.181.437,98	757.631.991,03	300.224.539,99	1.057.856.531,02	8.096.037.969,00	11.689.301.002,25
2066	3.591.373.192,32	0,00	3.591.373.192,32	6.769.295.089,54	0,00	6.769.295.089,54	690.384.807,81	274.977.432,31	965.362.240,12	7.734.657.329,66	11.326.030.521,98
2067	3.597.423.631,61	0,00	3.597.423.631,61	6.496.447.674,55	0,00	6.496.447.674,55	632.400.406,42	251.613.292,60	884.013.699,02	7.380.461.373,57	10.977.885.005,17
2068	3.605.459.811,05	0,00	3.605.459.811,05	6.235.334.680,03	0,00	6.235.334.680,03	582.700.945,55	230.037.222,73	812.738.168,28	7.048.072.848,31	10.653.532.659,36
2069	3.611.289.855,52	0,00	3.611.289.855,52	5.983.889.368,84	0,00	5.983.889.368,84	540.309.586,13	210.149.267,66	750.458.853,79	6.734.348.222,63	10.345.638.078,16
2070	3.616.904.912,92	0,00	3.616.904.912,92	5.736.269.303,57	0,00	5.736.269.303,57	504.277.143,65	191.846.976,09	696.124.119,74	6.432.393.423,31	10.049.298.336,22
2071	3.623.864.278,30	0,00	3.623.864.278,30	5.502.133.583,47	0,00	5.502.133.583,47	473.700.225,21	175.028.369,52	648.728.594,73	6.150.862.178,20	9.774.726.456,50
2072	3.629.658.117,45	0,00	3.629.658.117,45	5.280.551.857,58	0,00	5.280.551.857,58	447.736.893,88	159.593.291,10	607.330.184,99	5.887.882.042,57	9.517.540.160,02
2073	3.635.428.099,53	0,00	3.635.428.099,53	5.064.402.630,77	0,00	5.064.402.630,77	425.622.447,51	145.444.960,66	571.067.408,17	5.635.470.038,94	9.270.898.138,47
2074	3.643.380.481,95	0,00	3.643.380.481,95	4.869.300.772,16	0,00	4.869.300.772,16	406.680.009,20	132.491.823,56	539.171.832,77	5.408.472.604,93	9.051.853.086,88
2075	3.648.320.991,93	0,00	3.648.320.991,93	4.670.113.878,39	0,00	4.670.113.878,39	390.320.809,20	120.648.691,67	510.969.500,86	5.181.083.379,26	8.829.404.371,19
2076	3.659.368.549,08	0,00	3.659.368.549,08	4.485.969.635,98	0,00	4.485.969.635,98	376.037.558,14	109.836.161,67	485.873.719,81	4.971.843.355,80	8.631.211.904,87
2077	3.669.897.864,55	0,00	3.669.897.864,55	4.310.346.667,30	0,00	4.310.346.667,30	363.393.983,44	99.979.274,78	463.373.258,22	4.773.719.925,52	8.443.617.790,07
2078	3.681.699.543,92	0,00	3.681.699.543,92	4.151.498.967,39	0,00	4.151.498.967,39	352.015.660,46	91.005.797,17	443.021.457,63	4.594.520.425,02	8.276.219.968,94
2079	3.691.196.134,91	0,00	3.691.196.134,91	4.017.783.387,45	0,00	4.017.783.387,45	341.588.592,86	82.843.639,10	424.432.231,96	4.442.215.619,41	8.133.411.754,32

Ano	Remuneração Integral dos Servidores Ativos Atuais	Remuneração Integral dos Servidores Ativos Futuros	Total das Remunerações dos Servidores Ativos	Benefícios Futuros dos Servidores Ativos Atuais	Benefícios Futuros dos Servidores Ativos Futuros	Total de Benefícios Futuros de Ativos	Benefícios dos Aposentados Atuais	Benefícios dos Pensionistas Atuais	Total de Benefícios de Apos. e Pens. Atuais	Total de Benefícios de Apos. e Pens. (Atuais e Futuros)	Total
2080	3.698.219.845,64	0,00	3.698.219.845,64	3.888.353.261,69	0,00	3.888.353.261,69	331.849.248,93	75.421.967,15	407.271.216,08	4.295.624.477,77	7.993.844.323,41
2081	3.707.554.266,11	0,00	3.707.554.266,11	3.785.021.783,37	0,00	3.785.021.783,37	322.571.396,03	68.671.100,95	391.242.496,98	4.176.264.280,35	7.883.818.546,46
2082	3.712.920.495,90	0,00	3.712.920.495,90	3.683.880.161,89	0,00	3.683.880.161,89	313.563.485,63	62.525.063,73	376.088.549,35	4.059.968.711,24	7.772.889.207,14
2083	3.720.817.105,49	0,00	3.720.817.105,49	3.618.713.562,86	0,00	3.618.713.562,86	304.670.174,02	56.922.436,05	361.592.610,07	3.980.306.172,94	7.701.123.278,43
2084	3.720.274.145,31	0,00	3.720.274.145,31	3.571.737.584,10	0,00	3.571.737.584,10	295.774.490,44	51.805.670,86	347.580.161,30	3.919.317.745,40	7.639.591.890,71
2085	3.717.147.519,55	0,00	3.717.147.519,55	3.564.586.556,88	0,00	3.564.586.556,88	286.783.739,99	47.121.857,89	333.905.597,88	3.898.492.154,76	7.615.639.674,31
2086	3.703.508.227,30	0,00	3.703.508.227,30	3.528.404.765,63	0,00	3.528.404.765,63	277.614.821,25	42.822.862,15	320.437.683,40	3.848.842.449,02	7.552.350.676,32
2087	3.701.211.309,34	0,00	3.701.211.309,34	3.503.956.220,29	0,00	3.503.956.220,29	268.203.021,45	38.866.028,68	307.069.050,13	3.811.025.270,42	7.512.236.579,76
2088	3.697.354.030,48	0,00	3.697.354.030,48	3.480.715.446,21	0,00	3.480.715.446,21	258.499.585,07	35.213.674,76	293.713.259,82	3.774.428.706,03	7.471.782.736,51
2089	3.695.466.177,67	0,00	3.695.466.177,67	3.475.030.419,86	0,00	3.475.030.419,86	248.475.800,90	31.833.243,21	280.309.044,11	3.755.339.463,97	7.450.805.641,64
2090	3.688.421.796,41	0,00	3.688.421.796,41	3.469.875.461,40	0,00	3.469.875.461,40	238.116.533,27	28.697.955,30	266.814.488,57	3.736.689.949,97	7.425.111.746,38
2091	3.682.667.264,13	0,00	3.682.667.264,13	3.494.929.781,07	0,00	3.494.929.781,07	227.408.945,65	25.786.772,85	253.195.718,50	3.748.125.499,57	7.430.792.763,70
2092	3.668.362.607,06	0,00	3.668.362.607,06	3.518.148.415,97	0,00	3.518.148.415,97	216.348.083,79	23.083.919,41	239.432.003,20	3.757.580.419,17	7.425.943.026,23
2093	3.655.904.834,39	0,00	3.655.904.834,39	3.525.928.865,69	0,00	3.525.928.865,69	204.943.576,73	20.577.881,71	225.521.458,44	3.751.450.324,13	7.407.355.158,52
2094	3.648.663.482,13	0,00	3.648.663.482,13	3.540.503.920,16	0,00	3.540.503.920,16	193.284.248,28	18.259.688,67	211.543.936,95	3.752.047.857,11	7.400.711.339,24
2095	3.639.804.564,76	0,00	3.639.804.564,76	3.561.542.032,52	0,00	3.561.542.032,52	181.425.335,02	16.121.835,91	197.547.170,93	3.759.089.203,45	7.398.893.768,20
2096	3.629.347.041,43	0,00	3.629.347.041,43	3.575.931.200,41	0,00	3.575.931.200,41	169.426.230,15	14.157.500,78	183.583.730,92	3.759.514.931,34	7.388.861.972,76
2097	3.620.966.644,22	0,00	3.620.966.644,22	3.573.655.620,34	0,00	3.573.655.620,34	157.352.539,05	12.360.333,60	169.712.872,64	3.743.368.492,98	7.364.335.137,20
2098	3.618.702.926,73	0,00	3.618.702.926,73	3.539.634.574,35	0,00	3.539.634.574,35	145.275.235,07	10.724.463,95	155.999.699,02	3.695.634.273,37	7.314.337.200,10
2099	3.626.766.378,01	0,00	3.626.766.378,01	3.513.245.356,11	0,00	3.513.245.356,11	133.268.822,15	9.244.359,04	142.513.181,20	3.655.758.537,30	7.282.524.915,31

Benefícios Futuros dos Servidores Ativos Atuais: Despesas com as aposentadorias, os auxílios e as pensões decorrentes dos servidores ativos atuais.
Benefícios Futuros dos Servidores Ativos Futuros: Despesas com as aposentadorias, os auxílios e as pensões decorrentes dos futuros servidores ativos.
Benefícios dos Aposentados atuais: Despesas com os proventos das aposentadorias e das pensões decorrentes dos atuais servidores aposentados.
Benefícios dos Pensionistas Atuais: Despesas com os proventos dos atuais pensionistas.

Anexo 8.c. Fluxo de Caixa

Ano	Receitas do Fundo						Despesas				Diferença Receitas - Despesas	Saldo de Caixa
	Contribuição do Ente	Contribuição dos participantes	Compensação Previdenciária	ICMS + Royalties + FUNDES	Ganhos de Mercado	Total de Receitas	Benefícios de Aposentados e pensionista	Auxílios	Despesas Administrativas	Total Despesas		
2019	3.502.308.779,91	2.554.171.359,52	116.178.741,71	8.973.669.056,86	0,00	15.146.327.938,00	17.873.652.571,18	1.250.824,56	607.637.964,27	18.482.541.360,01	-3.336.213.422,01	0,00
2020	3.001.297.319,80	2.377.361.233,82	126.840.860,83	11.761.495.184,49	0,00	17.266.994.598,94	19.513.978.589,60	1.071.891,90	604.657.951,78	20.119.708.433,28	-2.852.713.834,34	0,00
2021	2.919.904.636,40	2.336.888.429,49	126.873.201,73	14.057.770.197,44	0,00	19.441.436.465,06	19.518.954.112,47	1.042.823,08	598.943.699,14	20.118.940.634,69	-677.504.169,63	0,00
2022	2.821.100.626,97	2.291.471.317,17	127.449.727,26	15.662.948.934,48	0,00	20.902.970.605,88	19.607.650.347,86	1.007.535,94	593.660.194,60	20.202.318.078,40	700.652.527,48	700.652.527,48
2023	2.717.521.479,44	2.242.056.302,15	127.793.273,23	13.367.566.952,29	35.032.626,37	18.489.970.633,48	19.660.503.574,59	970.543,39	587.318.748,59	20.248.792.866,57	-1.758.822.233,09	0,00
2024	2.615.417.649,07	2.192.605.736,51	128.024.952,99	11.137.514.026,25	0,00	16.073.562.364,82	19.696.146.614,02	934.077,73	580.738.478,64	20.277.819.170,39	-4.204.256.805,57	0,00
2025	2.513.820.314,56	2.143.349.389,75	128.248.092,55	10.795.050.712,98	0,00	15.580.468.509,84	19.730.475.777,30	897.792,97	574.168.109,44	20.305.541.679,71	-4.725.073.169,87	0,00
2026	2.411.789.452,92	2.095.000.878,73	128.633.936,69	9.854.751.018,82	0,00	14.490.175.287,16	19.789.836.413,24	861.353,38	568.067.403,47	20.358.765.170,09	-5.868.589.882,93	0,00
2027	2.308.957.355,91	2.047.392.143,18	129.184.770,41	8.774.430.035,23	0,00	13.259.964.304,73	19.874.580.063,17	824.627,63	562.417.126,69	20.437.821.817,49	-7.177.857.512,76	0,00
2028	2.201.243.292,50	1.998.382.637,34	129.886.099,87	8.719.303.192,36	0,00	13.048.815.222,07	19.982.476.902,67	786.158,32	556.881.201,80	20.540.144.262,79	-7.491.329.040,72	0,00
2029	2.102.226.264,54	1.951.578.143,62	130.277.311,61	8.291.858.904,63	0,00	12.475.940.624,40	20.042.663.325,36	750.795,09	551.012.285,40	20.594.426.405,85	-8.118.485.781,45	0,00
2030	2.006.437.078,81	1.904.672.905,21	130.420.449,26	5.558.603.843,57	0,00	9.600.134.276,85	20.064.684.500,83	716.584,67	544.610.624,22	20.610.011.709,72	-11.009.877.432,87	0,00
2031	1.913.987.425,27	1.858.885.283,23	130.483.703,09	5.473.320.265,51	0,00	9.376.676.677,10	20.074.415.859,95	683.566,94	538.201.704,72	20.613.301.131,61	-11.236.624.454,51	0,00
2032	1.830.338.622,34	1.815.971.799,54	130.326.137,05	5.102.283.415,12	0,00	8.878.919.974,05	20.050.174.931,24	653.692,37	531.741.971,65	20.582.570.595,26	-11.703.650.621,21	0,00
2033	1.750.020.006,46	1.772.827.757,77	129.894.312,28	4.291.631.181,14	0,00	7.944.373.257,65	19.983.740.350,75	625.007,15	524.676.236,05	20.509.041.593,95	-12.564.668.336,30	0,00
2034	1.673.350.430,06	1.728.314.525,54	129.000.428,49	3.781.298.419,02	0,00	7.311.963.803,11	19.846.219.767,49	597.625,15	516.449.426,07	20.363.266.818,71	-13.051.303.015,60	0,00
2035	1.596.559.368,42	1.672.391.886,81	126.464.644,79	3.772.582.201,34	0,00	7.167.998.101,36	19.456.099.198,14	570.199,77	503.161.938,85	19.959.831.336,76	-12.791.833.235,40	0,00
2036	1.527.412.892,82	1.628.226.833,80	125.076.921,91	3.236.637.307,85	0,00	6.517.353.956,38	19.242.603.370,28	545.504,60	493.952.988,32	19.737.101.863,20	-13.219.747.906,82	0,00
2037	1.460.774.473,73	1.586.058.415,71	123.796.637,74	3.243.595.892,47	0,00	6.414.225.419,65	19.045.636.575,10	521.705,17	485.253.765,34	19.531.412.045,61	-13.117.186.625,96	0,00
2038	1.400.287.805,48	1.546.095.452,00	122.390.422,95	3.182.971.941,61	0,00	6.251.745.622,04	18.829.295.838,93	500.102,79	476.606.474,31	19.306.402.416,03	-13.054.656.793,99	0,00
2039	1.344.189.307,31	1.506.248.388,27	120.683.540,89	2.907.308.695,21	0,00	5.878.429.931,68	18.566.698.598,67	480.067,61	467.347.493,92	19.034.526.160,20	-13.156.096.228,52	0,00
2040	1.291.701.178,59	1.468.062.516,10	118.955.826,21	2.902.837.095,98	0,00	5.781.556.616,88	18.300.896.340,46	461.321,85	458.282.296,71	18.759.639.959,02	-12.978.083.342,14	0,00
2041	1.245.752.666,84	1.430.919.705,64	116.905.950,67	2.677.131.812,96	0,00	5.470.710.136,11	17.985.530.872,86	444.911,67	448.692.950,80	18.434.668.735,33	-12.963.958.599,22	0,00
2042	1.206.969.500,86	1.396.216.437,90	114.690.689,56	2.350.937.929,36	0,00	5.068.814.557,68	17.644.721.470,46	431.060,54	439.106.536,61	18.084.259.067,61	-13.015.444.509,93	0,00
2043	1.171.886.816,12	1.362.444.385,95	112.342.465,94	2.115.686.340,22	0,00	4.762.360.008,23	17.283.456.298,16	418.531,01	429.375.327,11	17.713.250.156,28	-12.950.890.148,05	0,00
2044	1.141.932.266,16	1.329.490.479,62	109.741.646,17	2.066.686.133,34	0,00	4.647.850.525,29	16.883.330.179,41	407.832,95	419.233.194,03	17.302.971.206,39	-12.655.120.681,10	0,00
2045	1.114.590.289,02	1.296.818.076,66	106.992.563,02	1.879.178.467,99	0,00	4.397.579.396,69	16.460.394.311,44	398.067,96	408.821.478,30	16.869.613.857,70	-12.472.034.461,01	0,00
2046	1.094.806.979,73	1.266.594.182,01	104.050.938,94	1.519.974.026,82	0,00	3.985.426.127,50	16.007.836.759,40	391.002,49	398.357.233,74	16.406.584.995,63	-12.421.158.868,13	0,00

Ano	Receitas do Fundo						Despesas				Diferença Receitas - Despesas	Saldo de Caixa
	Contribuição do Ente	Contribuição dos participantes	Compensação Previdenciária	ICMS + Royalties + FUNDES	Ganhos de Mercado	Total de Receitas	Benefícios de Aposentados e pensionista	Auxílios	Despesas Administrativas	Total Despesas		
2047	1.079.293.940,32	1.237.384.163,63	100.947.093,59	1.439.038.710,46	0,00	3.856.663.908,00	15.530.322.091,30	385.462,12	387.698.866,13	15.918.406.419,55	-12.061.742.511,55	0,00
2048	1.071.516.936,62	1.210.732.229,26	97.653.729,88	1.200.707.471,53	0,00	3.580.610.367,29	15.023.650.751,09	382.684,62	377.009.939,07	15.401.043.374,78	-11.820.433.007,49	0,00
2049	1.066.687.220,53	1.185.815.283,63	94.398.176,98	933.051.202,59	0,00	3.279.951.883,73	14.522.796.459,13	380.959,72	366.647.873,51	14.889.825.292,36	-11.609.873.408,63	0,00
2050	1.063.483.120,16	1.161.652.530,07	91.134.143,68	913.156.912,27	0,00	3.229.426.706,18	14.020.637.489,88	379.815,40	356.375.829,81	14.377.393.135,09	-11.147.966.428,91	0,00
2051	1.062.388.688,96	1.140.281.488,77	88.121.398,05	883.461.130,92	0,00	3.174.252.706,70	13.557.138.161,84	379.424,53	347.027.669,59	13.904.545.255,96	-10.730.292.549,26	0,00
2052	1.058.909.694,46	1.119.413.255,04	85.353.894,23	832.058.783,84	0,00	3.095.735.627,57	13.131.368.342,62	378.182,03	338.263.773,60	13.470.010.298,25	-10.374.274.670,68	0,00
2053	1.053.450.644,65	1.098.321.990,22	82.697.357,79	736.356.869,19	0,00	2.970.826.861,85	12.722.670.429,15	376.232,37	329.699.883,20	13.052.746.544,72	-10.081.919.682,87	0,00
2054	1.046.793.460,00	1.075.678.444,50	79.902.912,51	711.833.225,24	0,00	2.914.208.042,25	12.292.755.770,52	373.854,81	320.626.076,84	12.613.755.702,17	-9.699.547.659,92	0,00
2055	1.042.887.362,26	1.053.805.047,52	77.020.880,04	672.943.909,92	0,00	2.846.657.199,74	11.849.366.160,15	372.459,77	311.479.277,65	12.161.217.897,57	-9.314.560.697,83	0,00
2056	1.040.755.444,97	1.032.100.705,81	74.034.963,85	546.886.417,82	0,00	2.693.777.532,45	11.389.994.437,73	371.698,37	302.139.563,40	11.692.505.699,50	-8.998.728.167,05	0,00
2057	1.040.593.278,16	1.012.897.477,71	71.268.413,70	520.367.466,69	0,00	2.645.126.636,26	10.964.371.339,21	371.640,46	293.615.518,08	11.258.358.497,75	-8.613.231.861,49	0,00
2058	1.038.342.663,67	993.490.804,69	68.623.505,62	468.547.480,81	0,00	2.569.004.454,79	10.557.462.403,66	370.836,67	285.316.581,19	10.843.149.821,52	-8.274.145.366,73	0,00
2059	1.035.132.250,95	974.317.201,56	66.081.748,34	397.321.847,66	0,00	2.472.853.048,51	10.166.422.821,66	369.690,09	277.266.474,36	10.444.058.986,11	-7.971.205.937,60	0,00
2060	1.031.195.057,72	956.577.697,37	63.800.047,87	387.496.295,23	0,00	2.439.069.098,19	9.815.391.979,97	368.283,95	269.964.629,44	10.085.724.893,36	-7.646.655.795,17	0,00
2061	1.024.789.026,25	936.984.197,74	61.428.708,45	0,00	0,00	2.023.201.932,44	9.450.570.530,52	365.996,08	262.210.626,77	9.713.147.153,37	-7.689.945.220,93	0,00
2062	1.020.651.369,74	919.410.494,68	59.185.497,02	0,00	0,00	1.999.247.361,44	9.105.461.079,71	364.518,35	255.012.890,86	9.360.838.488,92	-7.361.591.127,48	0,00
2063	1.015.614.568,42	902.120.625,27	57.048.393,17	0,00	0,00	1.974.783.586,86	8.776.675.872,90	362.719,49	248.077.415,20	9.025.116.007,59	-7.050.332.420,73	0,00
2064	1.010.365.972,66	884.815.336,31	54.924.379,44	0,00	0,00	1.950.105.688,41	8.449.904.529,48	360.844,99	241.167.088,64	8.691.432.463,11	-6.741.326.774,70	0,00
2065	1.006.113.649,31	866.774.721,96	52.621.911,18	0,00	0,00	1.925.510.282,45	8.095.678.642,70	359.326,30	233.778.833,52	8.329.816.802,52	-6.404.306.520,07	0,00
2066	1.005.584.493,85	850.274.255,50	50.272.938,25	0,00	0,00	1.906.131.687,60	7.734.298.192,34	359.137,32	226.513.427,69	7.961.170.757,35	-6.055.039.069,75	0,00
2067	1.007.278.616,85	835.208.181,85	47.970.660,60	0,00	0,00	1.890.457.459,30	7.380.101.631,20	359.742,36	219.550.505,26	7.600.011.878,82	-5.709.554.419,52	0,00
2068	1.009.528.747,09	821.399.854,34	45.810.129,97	0,00	0,00	1.876.738.731,40	7.047.712.302,33	360.545,98	213.063.442,27	7.261.136.290,58	-5.384.397.559,18	0,00
2069	1.011.161.159,55	808.121.198,56	43.770.916,11	0,00	0,00	1.863.053.274,22	6.733.987.093,65	361.128,99	206.905.538,98	6.941.253.761,62	-5.078.200.487,40	0,00
2070	1.012.733.375,62	795.341.233,42	41.808.206,26	0,00	0,00	1.849.882.815,30	6.432.031.732,81	361.690,49	200.978.732,91	6.633.372.156,21	-4.783.489.340,91	0,00
2071	1.014.681.997,92	783.667.042,81	39.978.248,65	0,00	0,00	1.838.327.289,38	6.150.499.791,77	362.386,43	195.487.281,40	6.346.349.459,60	-4.508.022.170,22	0,00

Ano	Receitas do Fundo						Despesas				Diferença Receitas - Despesas	Saldo de Caixa
	Contribuição do Ente	Contribuição dos participantes	Compensação Previdenciária	ICMS + Royalties + FUNDES	Ganhos de Mercado	Total de Receitas	Benefícios de Aposentados e pensionista	Auxílios	Despesas Administrativas	Total Despesas		
2072	1.016.304.272,89	772.663.137,11	38.268.874,00	0,00	0,00	1.827.236.284,00	5.887.519.076,75	362.965,81	190.343.543,88	6.078.225.586,44	-4.250.989.302,44	0,00
2073	1.017.919.867,87	762.130.690,36	36.628.192,22	0,00	0,00	1.816.678.750,45	5.635.106.496,13	363.542,81	185.410.691,91	5.820.880.730,85	-4.004.201.980,40	0,00
2074	1.020.146.534,95	753.045.580,72	35.152.703,73	0,00	0,00	1.808.344.819,40	5.408.108.266,87	364.338,05	181.029.774,98	5.589.502.379,90	-3.781.157.560,50	0,00
2075	1.021.529.877,74	743.521.220,29	33.674.670,56	0,00	0,00	1.798.725.768,59	5.180.718.547,16	364.832,10	176.580.790,78	5.357.664.170,04	-3.558.938.401,45	0,00
2076	1.024.623.193,74	735.667.215,72	32.314.603,22	0,00	0,00	1.792.605.012,68	4.971.477.418,95	365.936,85	172.616.919,36	5.144.460.275,16	-3.351.855.262,48	0,00
2077	1.027.571.402,07	728.240.099,42	31.026.794,08	0,00	0,00	1.786.838.295,57	4.773.352.935,73	366.989,79	168.865.016,01	4.942.584.941,53	-3.155.746.645,96	0,00
2078	1.030.875.872,30	721.841.311,56	29.861.989,66	0,00	0,00	1.782.579.173,52	4.594.152.255,07	368.169,95	165.517.035,98	4.760.037.461,00	-2.977.458.287,48	0,00
2079	1.033.534.917,77	716.328.130,74	28.872.002,25	0,00	0,00	1.778.735.050,76	4.441.846.499,80	369.119,61	162.660.852,69	4.604.876.472,10	-2.826.141.421,34	0,00
2080	1.035.501.556,78	710.725.457,93	27.919.155,26	0,00	0,00	1.774.146.169,97	4.295.254.655,79	369.821,98	159.869.490,03	4.455.493.967,80	-2.681.347.797,83	0,00
2081	1.038.115.194,51	706.669.689,99	27.143.307,91	0,00	0,00	1.771.928.192,41	4.175.893.524,92	370.755,43	157.668.955,82	4.333.933.236,17	-2.562.005.043,76	0,00
2082	1.039.617.738,85	702.196.079,00	26.387.383,22	0,00	0,00	1.768.201.201,07	4.059.597.419,19	371.292,05	155.450.358,30	4.215.419.069,54	-2.447.217.868,47	0,00
2083	1.041.828.789,54	699.722.537,10	25.869.571,59	0,00	0,00	1.767.420.898,23	3.979.934.091,22	372.081,71	154.015.023,93	4.134.321.196,86	-2.366.900.298,63	0,00
2084	1.041.676.760,69	696.906.472,85	25.473.147,17	0,00	0,00	1.764.056.380,71	3.918.945.717,99	372.027,41	152.784.397,27	4.072.102.142,67	-2.308.045.761,96	0,00
2085	1.040.801.305,47	695.533.119,38	25.337.782,86	0,00	0,00	1.761.672.207,71	3.898.120.440,00	371.714,75	152.305.359,19	4.050.797.513,94	-2.289.125.306,23	0,00
2086	1.036.982.303,64	691.393.046,91	25.015.068,64	0,00	0,00	1.753.390.419,19	3.848.472.098,20	370.350,82	151.039.606,51	3.999.882.055,53	-2.246.491.636,34	0,00
2087	1.036.339.166,62	689.372.460,72	24.769.258,47	0,00	0,00	1.750.480.885,81	3.810.655.149,29	370.121,13	150.237.329,17	3.961.262.599,59	-2.210.781.713,78	0,00
2088	1.035.259.128,53	687.188.270,05	24.531.383,31	0,00	0,00	1.746.978.781,89	3.774.058.970,63	369.735,40	149.428.260,02	3.923.856.966,05	-2.176.878.184,16	0,00
2089	1.034.730.529,75	686.066.348,87	24.407.304,46	0,00	0,00	1.745.204.183,08	3.754.969.917,35	369.546,62	149.008.721,90	3.904.348.185,87	-2.159.144.002,79	0,00
2090	1.032.758.102,99	684.242.292,73	24.286.087,20	0,00	0,00	1.741.286.482,92	3.736.321.107,80	368.842,18	148.494.858,08	3.885.184.808,06	-2.143.898.325,14	0,00
2091	1.031.146.833,96	683.950.453,73	24.360.422,01	0,00	0,00	1.739.457.709,70	3.747.757.232,83	368.266,73	148.608.489,94	3.896.733.989,50	-2.157.276.279,80	0,00
2092	1.027.141.529,98	682.372.651,08	24.421.888,29	0,00	0,00	1.733.936.069,35	3.757.213.582,91	366.836,26	148.511.523,80	3.906.091.942,97	-2.172.155.873,62	0,00
2093	1.023.653.353,63	680.353.209,56	24.382.050,77	0,00	0,00	1.728.388.613,96	3.751.084.733,65	365.590,48	148.139.791,36	3.899.590.115,49	-2.171.201.501,53	0,00
2094	1.021.625.775,00	679.366.298,39	24.385.939,44	0,00	0,00	1.725.378.012,83	3.751.682.990,76	364.866,35	148.006.929,46	3.900.054.786,57	-2.174.676.773,74	0,00
2095	1.019.145.278,13	678.442.439,24	24.431.713,95	0,00	0,00	1.722.019.431,32	3.758.725.222,98	363.980,46	147.970.595,75	3.907.059.799,19	-2.185.040.367,87	0,00
2096	1.016.217.171,60	676.997.559,80	24.434.487,98	0,00	0,00	1.717.649.219,38	3.759.151.996,64	362.934,70	147.769.980,76	3.907.284.912,10	-2.189.635.692,72	0,00
2097	1.013.870.660,38	675.098.924,14	24.329.541,58	0,00	0,00	1.713.299.126,10	3.743.006.396,32	362.096,66	147.279.460,81	3.890.647.953,79	-2.177.348.827,69	0,00
2098	1.013.236.819,48	672.637.438,87	24.019.270,62	0,00	0,00	1.709.893.528,97	3.695.272.403,07	361.870,29	146.279.506,60	3.841.913.779,96	-2.132.020.250,99	0,00
2099	1.015.494.585,84	671.974.772,16	23.760.073,09	0,00	0,00	1.711.229.431,09	3.655.395.860,67	362.676,64	145.643.244,77	3.801.401.782,08	-2.090.172.350,99	0,00

O fluxo descrito no quadro anterior é calculado seguindo os parâmetros abaixo:

Nº de Meses no Cálculo do 1º Ano: Proporcional 13 meses
Contribuições do Ente: Receita resultante da aplicação do percentual apurado de contribuição do Ente para o Custo Normal (incluída a tx. adm.) (+) Custo Suplementar, se houver, sobre a remuneração dos servidores ativos.
Contribuições dos Participantes: Receita resultante da aplicação do percentual apurado de contribuição dos servidores ativos, dos aposentados e dos pensionistas aplicado sobre a remuneração dos servidores ativos e sobre os proventos que excedem o teto do RGPS.
Compensação Previdenciária: Projeção de receita estimada do COMPREV.
Dívida para com o RPPS: Parcelas da dívida para com o RPPS, objeto de Termo de Confissão de Dívida.
Total de Receita: Contribuições do Ente (+) Contribuições dos Participantes (+) Compensação Previdenciária (+) Dívida para com o RPPS.
Benefícios com Aposentados e Pensionistas: Despesas com Aposentadorias e Pensões.
Auxílios: Despesa mensurada pela aplicação da alíquota apurada para Auxílios sobre a remuneração dos servidores ativos.
Diferença Receita - Despesas: Receitas (-) Despesas.
Ganhos de Mercado: Aplicação da taxa de juros de 6% a.a. (meta atuarial) sobre o valor do Ativo Financeiro informado.
Saldo de Caixa: Valor dos Ativos Financeiros (+) Diferença (+) Ganhos de Mercado

O quadro seguinte apresenta o cálculo destas contas para o primeiro ano:

Tipo	Referência	Parâmetro de Cálculo	Base Mensal de Cálculo	Valores Mensais	Valor Proporcional em 13 meses
Receitas	**Ativos**	**14,00%**	**R$ 962.172.741,73**	**R$ 134.704.183,84**	**R$ 1.751.154.389,96**
	Inativos e Pensionistas	**0,00%**	**R$ 441.218.115,14**	**R$ -**	**R$ 803.016.969,56**
	Município - Custeio Indicado no Parecer	28,00%	R$ 962.172.741,73	R$ 269.408.367,68	R$ 3.502.308.779,90
	Município - Custo Suplementar	0,00%	R$ 962.172.741,73	R$ -	R$ -
	Município - Contribuição Total	**28,00%**		**R$ 269.408.367,68**	**R$ 3.502.308.779,90**
	Compensação Previdenciária				**R$ 116.178.741,71**
	Financiamento da Dívida				**R$ 42.446.828,06**
	Ganhos de mercado				**R$ -**
	Total				**R$ 6.215.105.709,19**
Despesas	Aposentados			R$ 1.021.704.218,61	R$ 13.282.154.841,92
	Pensionistas			R$ 353.192.133,02	R$ 4.591.497.729,26
	Benefícios Aposentados e Pensionistas				
	Auxílios	0,01%	R$ 962.172.741,73	R$ 96.217,27	R$ 1.250.824,56
	Despesa Administrativa	2,00%	R$ 2.337.069.093,36	R$ 46.741.381,87	R$ 607.637.964,27
	Total			R$ 1.421.733.950,77	**R$ 18.482.541.360,01**
Ativo - Recurso Financeiro	Em 31/12/18				R$ 3.127.571.882,77
	Em 31/12/19				R$ 0,00

Anexo 9. Relatório Resumido da Execução Orçamentária - LRF Art. 4º, § 2º, Inciso IV e LRF Art. 53º, § 1º, Inciso II - Fundo Financeiro

RELATÓRIO RESUMIDO DA EXECUÇÃO ORÇAMENTÁRIA

LRF Art. 53º, § 1º, Inciso II (R$ 1,00)

EXERCÍCIO	RECEITAS PREVIDENCIÁRIAS	DESPESAS PREVIDENCIÁRIAS	RESULTADO PREVIDENCIÁRIO	SALDO FINANCEIRO DO EXERCÍCIO
	Valor (a)	Valor (b)	Valor (c) = (a-b)	Valor (d) = (d Exerc. Anterior) + (c)
2017	12.610.231.921,00	23.617.885.105,00	-11.007.653.184,00	0,00
2018	19.479.762.223,00	21.692.086.498,00	-2.212.324.275,00	0,00
2019	15.146.327.938,00	18.482.541.360,01	-3.336.213.422,01	0,00
2020	17.266.994.598,94	20.119.708.433,28	-2.852.713.834,34	0,00
2021	19.441.436.465,06	20.118.940.634,69	-677.504.169,63	0,00
2022	20.902.970.605,88	20.202.318.078,40	700.652.527,48	700.652.527,48
2023	18.489.970.633,48	20.248.792.866,57	-1.758.822.233,09	0,00
2024	16.073.562.364,82	20.277.819.170,39	-4.204.256.805,57	0,00
2025	15.580.468.509,84	20.305.541.679,71	-4.725.073.169,87	0,00
2026	14.490.175.287,16	20.358.765.170,09	-5.868.589.882,93	0,00
2027	13.259.964.304,73	20.437.821.817,49	-7.177.857.512,76	0,00
2028	13.048.815.222,07	20.540.144.262,79	-7.491.329.040,72	0,00
2029	12.475.940.624,40	20.594.426.405,85	-8.118.485.781,45	0,00
2030	9.600.134.276,85	20.610.011.709,72	-11.009.877.432,87	0,00
2031	9.376.676.677,10	20.613.301.131,61	-11.236.624.454,51	0,00
2032	8.878.919.974,05	20.582.570.595,26	-11.703.650.621,21	0,00
2033	7.944.373.257,65	20.509.041.593,95	-12.564.668.336,30	0,00
2034	7.311.963.803,11	20.363.266.818,71	-13.051.303.015,60	0,00
2035	7.167.998.101,36	19.959.831.336,76	-12.791.833.235,40	0,00
2036	6.517.353.956,38	19.737.101.863,20	-13.219.747.906,82	0,00
2037	6.414.225.419,65	19.531.412.045,61	-13.117.186.625,96	0,00
2038	6.251.745.622,04	19.306.402.416,03	-13.054.656.793,99	0,00
2039	5.878.429.931,68	19.034.526.160,20	-13.156.096.228,52	0,00
2040	5.781.556.616,88	18.759.639.959,02	-12.978.083.342,14	0,00
2041	5.470.710.136,11	18.434.668.735,33	-12.963.958.599,22	0,00
2042	5.068.814.557,68	18.084.259.067,61	-13.015.444.509,93	0,00
2043	4.762.360.008,23	17.713.250.156,28	-12.950.890.148,05	0,00
2044	4.647.850.525,29	17.302.971.206,39	-12.655.120.681,10	0,00
2045	4.397.579.396,69	16.869.613.857,70	-12.472.034.461,01	0,00
2046	3.985.426.127,50	16.406.584.995,63	-12.421.158.868,13	0,00
2047	3.856.663.908,00	15.918.406.419,55	-12.061.742.511,55	0,00
2048	3.580.610.367,29	15.401.043.374,78	-11.820.433.007,49	0,00
2049	3.279.951.883,73	14.889.825.292,36	-11.609.873.408,63	0,00
2050	3.229.426.706,18	14.377.393.135,09	-11.147.966.428,91	0,00
2051	3.174.252.706,70	13.904.545.255,96	-10.730.292.549,26	0,00
2052	3.095.735.627,57	13.470.010.298,25	-10.374.274.670,68	0,00
2053	2.970.826.861,85	13.052.746.544,72	-10.081.919.682,87	0,00
2054	2.914.208.042,25	12.613.755.702,17	-9.699.547.659,92	0,00
2055	2.846.657.199,74	12.161.217.897,57	-9.314.560.697,83	0,00
2056	2.693.777.532,45	11.692.505.699,50	-8.998.728.167,05	0,00

RELATÓRIO RESUMIDO DA EXECUÇÃO ORÇAMENTÁRIA

LRF Art. 53º, § 1º, Inciso II (R$ 1,00)

EXERCÍCIO	RECEITAS PREVIDENCIÁRIAS	DESPESAS PREVIDENCIÁRIAS	RESULTADO PREVIDENCIÁRIO	SALDO FINANCEIRO DO EXERCÍCIO
	Valor (a)	Valor (b)	Valor (c) = (a-b)	Valor (d) = (d Exerc. Anterior) + (c)
2057	2.645.126.636,26	11.258.358.497,75	-8.613.231.861,49	0,00
2058	2.569.004.454,79	10.843.149.821,52	-8.274.145.366,73	0,00
2059	2.472.853.048,51	10.444.058.986,11	-7.971.205.937,60	0,00
2060	2.439.069.098,19	10.085.724.893,36	-7.646.655.795,17	0,00
2061	2.023.201.932,44	9.713.147.153,37	-7.689.945.220,93	0,00
2062	1.999.247.361,44	9.360.838.488,92	-7.361.591.127,48	0,00
2063	1.974.783.586,86	9.025.116.007,59	-7.050.332.420,73	0,00
2064	1.950.105.688,41	8.691.432.463,11	-6.741.326.774,70	0,00
2065	1.925.510.282,45	8.329.816.802,52	-6.404.306.520,07	0,00
2066	1.906.131.687,60	7.961.170.757,35	-6.055.039.069,75	0,00
2067	1.890.457.459,30	7.600.011.878,82	-5.709.554.419,52	0,00
2068	1.876.738.731,40	7.261.136.290,58	-5.384.397.559,18	0,00
2069	1.863.053.274,22	6.941.253.761,62	-5.078.200.487,40	0,00
2070	1.849.882.815,30	6.633.372.156,21	-4.783.489.340,91	0,00
2071	1.838.327.289,38	6.346.349.459,60	-4.508.022.170,22	0,00
2072	1.827.236.284,00	6.078.225.586,44	-4.250.989.302,44	0,00
2073	1.816.678.750,45	5.820.880.730,85	-4.004.201.980,40	0,00
2074	1.808.344.819,40	5.589.502.379,90	-3.781.157.560,50	0,00
2075	1.798.725.768,59	5.357.664.170,04	-3.558.938.401,45	0,00
2076	1.792.605.012,68	5.144.460.275,16	-3.351.855.262,48	0,00
2077	1.786.838.295,57	4.942.584.941,53	-3.155.746.645,96	0,00
2078	1.782.579.173,52	4.760.037.461,00	-2.977.458.287,48	0,00
2079	1.778.735.050,76	4.604.876.472,10	-2.826.141.421,34	0,00
2080	1.774.146.169,97	4.455.493.967,80	-2.681.347.797,83	0,00
2081	1.771.928.192,41	4.333.933.236,17	-2.562.005.043,76	0,00
2082	1.768.201.201,07	4.215.419.069,54	-2.447.217.868,47	0,00
2083	1.767.420.898,23	4.134.321.196,86	-2.366.900.298,63	0,00
2084	1.764.056.380,71	4.072.102.142,67	-2.308.045.761,96	0,00
2085	1.761.672.207,71	4.050.797.513,94	-2.289.125.306,23	0,00
2086	1.753.390.419,19	3.999.882.055,53	-2.246.491.636,34	0,00
2087	1.750.480.885,81	3.961.262.599,59	-2.210.781.713,78	0,00
2088	1.746.978.781,89	3.923.856.966,05	-2.176.878.184,16	0,00
2089	1.745.204.183,08	3.904.348.185,87	-2.159.144.002,79	0,00
2090	1.741.286.482,92	3.885.184.808,06	-2.143.898.325,14	0,00
2091	1.739.457.709,70	3.896.733.989,50	-2.157.276.279,80	0,00
2092	1.733.936.069,35	3.906.091.942,97	-2.172.155.873,62	0,00
2093	1.728.388.613,96	3.899.590.115,49	-2.171.201.501,53	0,00
2094	1.725.378.012,83	3.900.054.786,57	-2.174.676.773,74	0,00
2095	1.722.019.431,32	3.907.059.799,19	-2.185.040.367,87	0,00

Definições:
Nº de Meses no Cálculo do 1º Ano: 13.
Receitas Previdenciárias: Custo Normal apurado (incluída tx. adm.), aplicado sobre remuneração dos servidores ativos e sobre proventos que excedem teto do RGPS (+)
(+) COMPREV (+) Receita de Custo Suplementar (+) Ganhos de mercado.
Despesas Previdenciárias: Aposentadorias (+) Pensões (+) Auxílios (+) Taxa de Administração do Plano.
Resultado Previdenciário: Receitas Previdenciárias (-) Despesas Previdenciárias.
Saldo: Saldo TOTAL do DAIR EM 31-12-2017.

Fundo Financeiro

Taxa de Juros de 5,00%

16 Custo Normal, Reserva Matemática, Provisões e Fluxos para o Plano Financeiro utilizando taxa de juros de 5,00%

Neste item calculamos o Custo Normal, a Reserva Matemática e a projeção para provisões e fluxos para o plano Financeiro utilizando a **taxa de juros de 5,00%**.

16.1 Custo Normal

O Custo Normal Anual Total do Plano corresponde ao somatório dos valores necessários para a formação das reservas para o pagamento de aposentadorias programadas e dos benefícios de risco (pensão por morte de servidores ativos e aposentadoria por invalidez e do auxílio-reclusão adicionado à Taxa de Administração. Como o próprio nome diz, os valores do Custo Normal Anual correspondem ao valor que manterá o Plano equilibrado durante um ano, a partir da data da avaliação atuarial. Na reavaliação atuarial anual obrigatória, as reservas deverão ser recalculadas e será verificada a necessidade ou não de alteração na alíquota de contribuição.

Quadro 75: Custos Normal Total do Fundo Financeiro

CUSTO NORMAL	Custo Anual (R$)	Taxa sobre a folha de ativos
Aposentadorias com reversão ao dependente	R$ 2.723.045.076,38	21,77%
Invalidez com reversão ao dependente	R$ 348.980.053,43	2,79%
Pensão de ativos	R$ 421.527.878,15	3,37%
Auxílios	R$ 1.250.824,56	0,01%
CUSTO NORMAL ANUAL LÍQUIDO	**R$ 3.494.803.832,52**	**27,94%**
Administração do Plano	R$ 607.637.964,27	2,00%
CUSTO NORMAL ANUAL TOTAL	**R$ 4.102.441.796,79**	**29,94%**

O patrimônio constituído do RPPS em 31/dez/18, conforme informação dada à CAIXA, totaliza R$ 129.465.749.983,96 e é composto por:

Composição dos Ativos - Plano Financeiro	Valor em 31/12/2018
ROYALTIES & PE	123.462.340.483,80
CAIXA + DISPONÍVEL	388.737.756,20
DÍVIDA ATIVA	870.434.283,13
IMÓVEIS	346.888.326,22
ICMS PARCELADO	1.713.810.259,32
INTANGÍVEL	42.216.201,01
FUNDES	423.708.746,89
BERJ + TCE	446.775.116,78
Decreto 46.115/2017	696.102.410,17
OUTROS	1.074.736.400,44
TOTAL	**129.465.749.983,96**

16.2 Reservas Matemáticas

O Fundo Previdenciário Financeiro é financiado pelo Regime Financeiro de Repartição Simples, em que as receitas e despesas devem se equilibrar dentro do exercício anual, não havendo necessidade de formação de reserva financeira para pagamentos posteriores a este período.

Entretanto, para fins de preenchimento do Demonstrativo de Resultados da Avaliação Atuarial, calculamos os valores de reservas deste Fundo, utilizando-se como **taxa de juros o percentual de 5,00%** ao ano.

Quadro 76: Reserva Matemática - Plano Financeiro – Taxa de Juros 5,00%

Discriminação	Valores RS
(-) Valor Presente dos Benefícios Futuros (aposentados)	(R$ 154.293.958.203,17)
(+) Valor Presente das Contribuições Futuras (aposentados)	R$ 5.832.863.143,86
(-) Valor Presente dos Benefícios Futuros (pensionistas)	(R$ 51.349.277.505,80)
(+) Valor Presente das Contribuições Futuras (pensionistas)	R$ 2.502.984.123,08
(+) Valor Presente das Contribuições Futuras (Ente)	R$ 0,00
(+) Compensação Previdenciária*	R$ 1.336.681.032,11
Reserva Matemática de Benefícios Concedidos (RMB – Concedido)	**(R$ 195.970.707.409,92)**
(-) Valor Presente dos Benefícios Futuros	(R$ 124.663.410.272,21)
(+) Valor Presente das Contribuições Futuras - Serv. Ativos	R$ 17.709.975.371,33
(+) Valor Presente das Contribuições Futuras - Serv. Apos. e Pens.	R$ 954.360.793,98
(+) Valor Presente das Contribuições Futuras - Ente Sobre Ativos**	R$ 35.419.950.742,66
(+) Compensação Previdenciária*	R$ 810.312.166,77
Reserva Matemática de Benefícios a Conceder (RMB a Conceder)	**(R$ 69.768.811.197,47)**
(-) Reserva Matemática de Benefícios Concedidos (RMBC)	(R$ 195.970.707.409,92)
(-) Reserva Matemática de Benefícios a Conceder (RMBaC)	(R$ 69.768.811.197,47)
Reservas Matemáticas (RMBaC + RMBC)	**(R$ 265.739.518.607,40)**
(+) Ativo do Plano***	R$ 129.465.749.983,96
(+) Outros Créditos	R$ 0,00
Déficit Técnico Atuarial	**(R$ 136.273.768.623,44)**

*Para efeito de estimativa da Compensação Previdenciária, calculou-se o percentual da folha de aposentados que retorna ao RPPS como Compensação Previdenciária e aplicou-se tal percentual sobre o Valor Presente de Benefícios Futuros dos atuais ativos e aposentados.
**Corresponde ao valor presente das contribuições futuras do ente público que tomaram como base a folha de salários;
***O ativo financeiro do Plano foi informado pelo RPPS nas “Informações Complementares” referente a 31/dez/18.

16.4 Relatório Resumido da Execução Orçamentária - LRF Art. 4º, § 2º, Inciso IV e LRF Art. 53º, § 1º, Inciso II - Fundo Previdenciário Financeiro

RELATÓRIO RESUMIDO DA EXECUÇÃO ORÇAMENTÁRIA

LRF Art. 53º, § 1º, Inciso II (R$ 1,00)

EXERCÍCIO	RECEITAS PREVIDENCIÁRIAS	DESPESAS PREVIDENCIÁRIAS	RESULTADO PREVIDENCIÁRIO	SALDO FINANCEIRO DO EXERCÍCIO
	Valor (a)	Valor (b)	Valor (c) = (a-b)	Valor (d) = (d Exerc. Anterior) + (c)
2017	12.610.231.921,00	23.617.885.105,00	-11.007.653.184,00	0,00
2018	19.479.762.223,00	21.692.086.498,00	-2.212.324.275,00	0,00
2019	15.146.327.938,00	18.482.541.360,01	-3.336.213.422,01	0,00
2020	16.706.923.399,68	20.119.708.433,28	-3.412.785.033,60	0,00
2021	18.134.478.238,08	20.118.940.634,69	-1.984.462.396,61	0,00
2022	18.770.265.864,88	20.202.318.078,40	-1.432.052.213,52	0,00
2023	16.084.901.468,42	20.248.792.866,57	-4.163.891.398,15	0,00
2024	13.662.582.007,55	20.277.819.170,39	-6.615.237.162,84	0,00
2025	12.840.850.846,36	20.305.541.679,71	-7.464.690.833,35	0,00
2026	11.639.011.830,49	20.358.765.170,09	-8.719.753.339,60	0,00
2027	10.424.413.896,71	20.437.821.817,49	-10.013.407.920,78	0,00
2028	9.950.052.610,71	20.540.144.262,79	-10.590.091.652,08	0,00
2029	9.274.563.797,81	20.594.426.405,85	-11.319.862.608,04	0,00
2030	7.291.530.976,85	20.610.011.709,72	-13.318.480.732,87	0,00
2031	6.951.105.937,09	20.613.301.131,61	-13.662.195.194,52	0,00
2032	6.482.486.391,01	20.582.570.595,26	-14.100.084.204,25	0,00
2033	5.820.307.452,18	20.509.041.593,95	-14.688.734.141,77	0,00
2034	5.349.534.576,62	20.363.266.818,71	-15.013.732.242,09	0,00
2035	5.123.679.274,12	19.959.831.336,76	-14.836.152.062,64	0,00
2036	4.692.850.784,94	19.737.101.863,20	-15.044.251.078,26	0,00
2037	4.518.410.616,54	19.531.412.045,61	-15.013.001.429,07	0,00
2038	4.328.383.761,96	19.306.402.416,03	-14.978.018.654,07	0,00
2039	4.066.855.307,16	19.034.526.160,20	-14.967.670.853,04	0,00
2040	3.920.670.732,30	18.759.639.959,02	-14.838.969.226,72	0,00
2041	3.708.755.488,29	18.434.668.735,33	-14.725.913.247,04	0,00
2042	3.483.274.559,83	18.084.259.067,61	-14.600.984.507,78	0,00
2043	3.302.680.110,34	17.713.250.156,28	-14.410.570.045,94	0,00
2044	3.191.462.535,35	17.302.971.206,39	-14.111.508.671,04	0,00
2045	3.046.902.462,14	16.869.613.857,70	-13.822.711.395,56	0,00
2046	2.872.574.588,69	16.406.584.995,63	-13.534.010.406,94	0,00
2047	2.784.714.816,18	15.918.406.419,55	-13.133.691.603,37	0,00
2048	2.671.610.358,67	15.401.043.374,78	-12.729.433.016,11	0,00
2049	2.562.787.687,86	14.889.825.292,36	-12.327.037.604,50	0,00
2050	2.517.492.571,61	14.377.393.135,09	-11.859.900.563,48	0,00
2051	2.476.200.176,65	13.904.545.255,96	-11.428.345.079,31	0,00
2052	2.429.982.545,95	13.470.010.298,25	-11.040.027.752,30	0,00
2053	2.374.639.056,94	13.052.746.544,72	-10.678.107.487,78	0,00
2054	2.331.423.265,54	12.613.755.702,17	-10.282.332.436,63	0,00
2055	2.289.902.045,49	12.161.217.897,57	-9.871.315.852,08	0,00
2056	2.236.818.728,91	11.692.505.699,50	-9.455.686.970,59	0,00

RELATÓRIO RESUMIDO DA EXECUÇÃO ORÇAMENTÁRIA

LRF Art. 53º, § 1º, Inciso II (R$ 1,00)

EXERCÍCIO	RECEITAS PREVIDENCIÁRIAS	DESPESAS PREVIDENCIÁRIAS	RESULTADO PREVIDENCIÁRIO	SALDO FINANCEIRO DO EXERCÍCIO
	Valor (a)	Valor (b)	Valor (c) = (a-b)	Valor (d) = (d Exerc. Anterior) + (c)
2057	2.206.251.506,49	11.258.358.497,75	-9.052.106.991,26	0,00
2058	2.170.339.877,91	10.843.149.821,52	-8.672.809.943,61	0,00
2059	2.131.969.053,79	10.444.058.986,11	-8.312.089.932,32	0,00
2060	2.103.993.922,62	10.085.724.893,36	-7.981.730.970,74	0,00
2061	2.023.201.932,44	9.713.147.153,37	-7.689.945.220,93	0,00
2062	1.999.247.361,44	9.360.838.488,92	-7.361.591.127,48	0,00
2063	1.974.783.586,86	9.025.116.007,59	-7.050.332.420,73	0,00
2064	1.950.105.688,41	8.691.432.463,11	-6.741.326.774,70	0,00
2065	1.925.510.282,45	8.329.816.802,52	-6.404.306.520,07	0,00
2066	1.906.131.687,60	7.961.170.757,35	-6.055.039.069,75	0,00
2067	1.890.457.459,30	7.600.011.878,82	-5.709.554.419,52	0,00
2068	1.876.738.731,40	7.261.136.290,58	-5.384.397.559,18	0,00
2069	1.863.053.274,22	6.941.253.761,62	-5.078.200.487,40	0,00
2070	1.849.882.815,30	6.633.372.156,21	-4.783.489.340,91	0,00
2071	1.838.327.289,38	6.346.349.459,60	-4.508.022.170,22	0,00
2072	1.827.236.284,00	6.078.225.586,44	-4.250.989.302,44	0,00
2073	1.816.678.750,45	5.820.880.730,85	-4.004.201.980,40	0,00
2074	1.808.344.819,40	5.589.502.379,90	-3.781.157.560,50	0,00
2075	1.798.725.768,59	5.357.664.170,04	-3.558.938.401,45	0,00
2076	1.792.605.012,68	5.144.460.275,16	-3.351.855.262,48	0,00
2077	1.786.838.295,57	4.942.584.941,53	-3.155.746.645,96	0,00
2078	1.782.579.173,52	4.760.037.461,00	-2.977.458.287,48	0,00
2079	1.778.735.050,76	4.604.876.472,10	-2.826.141.421,34	0,00
2080	1.774.146.169,97	4.455.493.967,80	-2.681.347.797,83	0,00
2081	1.771.928.192,41	4.333.933.236,17	-2.562.005.043,76	0,00
2082	1.768.201.201,07	4.215.419.069,54	-2.447.217.868,47	0,00
2083	1.767.420.898,23	4.134.321.196,86	-2.366.900.298,63	0,00
2084	1.764.056.380,71	4.072.102.142,67	-2.308.045.761,96	0,00
2085	1.761.672.207,71	4.050.797.513,94	-2.289.125.306,23	0,00
2086	1.753.390.419,19	3.999.882.055,53	-2.246.491.636,34	0,00
2087	1.750.480.885,81	3.961.262.599,59	-2.210.781.713,78	0,00
2088	1.746.978.781,89	3.923.856.966,05	-2.176.878.184,16	0,00
2089	1.745.204.183,08	3.904.348.185,87	-2.159.144.002,79	0,00
2090	1.741.286.482,92	3.885.184.808,06	-2.143.898.325,14	0,00
2091	1.739.457.709,70	3.896.733.989,50	-2.157.276.279,80	0,00
2092	1.733.936.069,35	3.906.091.942,97	-2.172.155.873,62	0,00
2093	1.728.388.613,96	3.899.590.115,49	-2.171.201.501,53	0,00
2094	1.725.378.012,83	3.900.054.786,57	-2.174.676.773,74	0,00
2095	1.722.019.431,32	3.907.059.799,19	-2.185.040.367,87	0,00

Definições:
Nº de Meses no Cálculo do 1º Ano: 13.
Receitas Previdenciárias: Custo Normal apurado (incluída tx. adm.), aplicado sobre remuneração dos servidores ativos e sobre proventos que excedem teto do RGPS (+)
(+) COMPREV (+) Receita de Custo Suplementar (+) Ganhos de mercado.
Despesas Previdenciárias: Aposentadorias (+) Pensões (+) Auxílios (+) Taxa de Administração do Plano.
Resultado Previdenciário: Receitas Previdenciárias (-) Despesas Previdenciárias.
Saldo: Saldo TOTAL do DAIR EM 31-12-2018.

Anexo 10. Demonstrativo de Reserva Matemática (Portaria MPS n°. 509/13) – Todos os Participantes

Código da Conta	Titulo	Valor (R$)
(APF)	**(1) ATIVO - PLANO FINANCEIRO**	192.757.663.305,01
1.1.2.1.1.71.00	(+) CREDITOS PREVIDENCIÁRIOS PARCELADOS	0,00
1.2.1.1.1.01.71	(+) CREDITOS PREVIDENCIÁRIOS PARCELADOS	0,00
TOTAL DO ATIVO - PLANO FINANCEIRO		**192.757.663.305,01**
(APP)	**(2) ATIVO - PLANO PREVIDENCIÁRIO**	1.223.335.650,55
1.1.2.1.1.71.00	(+) CREDITOS PREVIDENCIÁRIOS PARCELADOS	0,00
1.2.1.1.1.01.71	(+) CREDITOS PREVIDENCIÁRIOS PARCELADOS	0,00
TOTAL DO ATIVO - PLANO PREVIDENCIÁRIO		**1.223.335.650,55**
TOTAL DO ATIVO - PLANOS FINANCEIRO E PREVIDENCIÁRIO		**193.980.998.955,56**
	PASSIVO	
2.2.7.2.1.00.00 (4) + (5) + (7)+ (8) - (9)+ (10)+ (11)	**TOTAL DO PASSIVO = PROVISÕES MATEMÁTICAS A LONGO PRAZO - CONSOLIDAÇÃO**	193.980.998.955,56
3.9.7.2.1.01.00 (4) + (5)	**(3) VPD DE PROVISÕES MATEMÁTICAS PREVIDÊNCIÁRIAS A LONGO PRAZO - CONSOLIDAÇÃO - PLANO FINANCEIRO**	192.757.663.305,01
2.2.7.2.1.01.00	**(4) PLANO FINANCEIRO - PROVISÕES DE BENEFÍCIOS CONCEDIDOS**	92.082.464.262,62
2.2.7.2.1.01.01	(+) APOSENTADORIAS/PENSÕES/OUTROS BENEFÍCIOS CONCEDIDOS DO PLANO FINANCEIRO DO RPPS	402.405.077.087,67
2.2.7.2.1.01.02	(-) CONTRIBUIÇÕES DO ENTE PARA O PLANO FINANCEIRO DO RPPS	0,00
2.2.7.2.1.01.03	(-) CONTRIBUIÇÕES DO APOSENTADO PARA O PLANO FINANCEIRO DO RPPS	10.461.613.467,08
2.2.7.2.1.01.04	(-) CONTRIBUIÇÕES DO PENSIONISTA PARA O PLANO FINANCEIRO DO RPPS	4.361.341.555,79
2.2.7.2.1.01.05	(-) COMPENSAÇÃO PREVIDENCIÁRIA DO PLANO FINANCEIRO DO RPPS	2.615.633.001,07
2.2.7.2.1.01.07	(-) COBERTURA DE INSUFICIÊNCIA FINANCEIRA	292.884.024.801,11
2.2.7.2.1.02.00	**(5) PLANO FINANCEIRO - PROVISÕES DE BENEFÍCIOS A CONCEDER**	100.675.199.042,39
2.2.7.2.1.02.01	(+) APOSENTADORIAS/PENSÕES/OUTROS BENEFÍCIOS A CONCEDER DO PLANO FINANCEIRO DO RPPS	642.723.505.975,10
2.2.7.2.1.02.02	(-) CONTRIBUIÇÕES DO ENTE PARA O PLANO FINANCEIRO DO RPPS	141.812.546.199,91
2.2.7.2.1.02.03	(-) CONTRIBUIÇÕES DO SERVIDOR ATIVO PARA O PLANO FINANCEIRO DO RPPS	75.843.370.714,33
2.2.7.2.1.02.04	(-) COMPENSAÇÃO PREVIDENCIÁRIA DO PLANO FINANCEIRO DO RPPS	4.177.702.788,84
2.2.7.2.1.02.06	(-) COBERTURA DE INSUFICIÊNCIA FINANCEIRA	320.214.687.229,63
3.9.7.2.1.02.00 (7) + (8) – (9)	**(6) VPD DE PROVISÕES MATEMÁTICAS PREVIDÊNCIÁRIAS A LONGO PRAZO - CONSOLIDAÇÃO - PLANO PREVIDENCIÁRIO**	784.727.596,64
2.2.7.2.1.03.00	**(7) PLANO PREVIDENCIÁRIO - PROVISÕES DE BENEFÍCIOS CONCEDIDOS**	32.779.973,51
2.2.7.2.1.03.01	(+) APOSENTADORIAS/PENSÕES/OUTROS BENEFÍCIOS CONCEDIDOS DO PLANO PREVIDENCIÁRIO DO RPPS	32.994.437,35
2.2.7.2.1.03.02	(-) CONTRIBUIÇÕES DO ENTE PARA O PLANO PREVIDENCIÁRIO DO RPPS	0,00
2.2.7.2.1.03.03	(-) CONTRIBUIÇÕES DO APOSENTADO PARA O PLANO PREVIDENCIÁRIO DO RPPS	0,00
2.2.7.2.1.03.04	(-) CONTRIBUIÇÕES DO PENSIONISTA PARA O PLANO PREVIDENCIÁRIO DO RPPS	0,00
2.2.7.2.1.03.05	(-) COMPENSAÇÃO PREVIDENCIÁRIA DO PLANO PREVIDENCIÁRIO DO RPPS	214.463,84
2.2.7.2.1.03.07	(-) APORTES FINANCEIROS PRA COBETURA DO DÉFICIT ATUARIAL - PLANO DE AMORTIZAÇÃO	0,00
2.2.7.2.1.04.00	**(8) PLANO PREVIDENCIÁRIO - PROVISÕES DE BENEFÍCIOS A CONCEDER**	751.947.623,13
2.2.7.2.1.04.01	(+) APOSENTADORIAS/PENSÕES/OUTROS BENEFÍCIOS A CONCEDER DO PLANO PREVIDENCIÁRIO DO RPPS	3.123.982.678,07
2.2.7.2.1.04.02	(-) CONTRIBUIÇÕES DO ENTE PARA O PLANO PREVIDENCIÁRIO DO RPPS	1.437.549.644,71
2.2.7.2.1.04.03	(-) CONTRIBUIÇÕES DO SERVIDOR ATIVO PARA O PLANO PREVIDENCIÁRIO DO RPPS	914.804.319,36
2.2.7.2.1.04.04	(-) COMPENSAÇÃO PREVIDENCIÁRIA DO PLANO PREVIDENCIÁRIO DO RPPS	19.681.090,87
2.2.7.2.1.04.06	(-) APORTES PARA COBERTURA DO DÉFICIT ATUARIAL - PLANO DE AMORTIZAÇÃO	0,00
2.2.7.2.1.05.00	**(9) PLANO PREVIDENCIARIO - PLANO DE AMORTIZAÇÃO**	0,00
2.2.7.2.1.05.98	(-) OUTROS CRÉDITOS DO PLANO DE AMORTIZAÇÃO	0,00
2.2.7.2.1.06.00	**(10) PROVISÕES ATUARIAIS PARA AJUSTES DO PLANO FINANCEIRO**	0,00
2.2.7.2.1.06.01	(+) PROVISÃO ATUARIAL PARA OSCILAÇÃO DE RISCOS	0,00
2.2.7.2.1.07.00	**(11) PROVISÕES ATUARIAIS PARA AJUSTES DO PLANO PREVIDENCIÁRIO**	438.608.053,91
2.2.7.2.1.07.01	(+) AJUSTES DE RESULTADO ATUARIAL SUPERAVITÁRIO	196.181.899,16
2.2.7.2.1.07.02	(+) PROVISÃO ATUARIAL PARA OSCILAÇÃO DE RISCOS	0,00
2.2.7.2.1.07.03	(+) PROVISÃO ATUARIAL PARA BENEFÍCIOS A REGULARIZAR	0,00
2.2.7.2.1.07.04	(+) PROVISÃO ATUARIAL PARA CONTINGÊNCIAS DE BENEFÍCIOS	0,00
2.2.7.2.1.07.98	(+) OUTRAS PROVISÕES ATUARIAIS PARA AJUSTES DO PLANO	242.426.154,75
	SITUAÇÃO ATUARIAL	0,00
(1) - (4) - (5) - (10)	**PLANO FINANCEIRO - EQUILÍBRIO TÉCNICO ATUARIAL**	0,00
(2) - (7) - (8) + (9) - (11)	**PLANO PREVIDENCIÁRIO - EQUILÍBRIO TÉCNICO ATUARIAL**	0,00
NOTAS EXPLICATIVAS:		

Anexo 11. Inconsistências dos Bancos de Dados

Servidores ativos – Executivo -Previdenciário		
Limitações	**Nº de casos**	**Hipótese adotada**
Matrículas repetidas	502	Adotado matrícula hipotética
Tempo de serviço anterior não informado	17.244	Ajustou-se o tempo de serviço anterior admitindo que o servidor ingressou no mercado de trabalho aos 25 anos de idade
Salário de participação inferior ao salário mínimo	46	Adotou-se o salário mínimo
Servidores casados sem a respectiva data de nascimento do cônjuge	832	Admitido a diferença etária média apurada. Na ausência desta admitir que o homem é três anos mais velho que a mulher.
Dependente mais novo válido com idade superior a 24 anos	196	Excluídos da base de dados
Cônjuge com idade inferior a 16 anos	24	Admitido a diferença etária média apurada no banco de dados analisado
Baixo índice de servidores casados (Menor que 40%)	9,21%	Adotado a proporção nacional de casados por idade
Dependente válido com idade superior a 24 anos	1	Excluído da base de dados

Servidores ativos – Executivo – Financeiro		
Limitações	**Nº de casos**	**Hipótese adotada**
Matrículas repetidas	10.889	Adotado matrícula hipotética
Salário de participação igual a zero ou não informado	333	Adotado o salário médio apurado nos bancos de dados analisados
Tempo de serviço anterior não informado	164.146	Ajustou-se o tempo de serviço anterior admitindo que o servidor ingressou no mercado de trabalho aos 25 anos de idade
Servidores ativos com mais de 75 anos	14	Considerados com idade de 74 anos
Servidores ativos admitidos no serviço público com menos de 18 anos, após a EC n° 20/98	193	Adotado a data de admissão no Estado com idade igual a 18 anos
Salário de participação inferior ao salário mínimo	3,372	Adotou-se o salário mínimo
Servidores casados sem a respectiva data de nascimento do cônjuge	19.711	Admitido a diferença etária média apurada. Na ausência desta admitir que o homem é três anos mais velho que a mulher.
Servidores com salários de valor maior que R$ 30.471,11 (Exceto DPGE)	529	Adotou-se o teto de R$ 30.471,11
Dependente mais novo válido com idade superior a 24 anos	17.621	Excluídos da base de dados
Cônjuge com idade inferior a 16 anos	3.030	Admitido a diferença etária média apurada no banco de dados analisado
Dependente válido com idade superior a 24 anos	231	Excluídos da base de dados

Servidores ativos – ALERJ – Previdenciário		
Limitações	**Nº de casos**	**Hipótese adotada**
Tempo de serviço anterior não informado	32	Ajustou-se o tempo de serviço anterior admitindo que o servidor ingressou no mercado de trabalho aos 25 anos de idade
Servidores casados sem a respectiva data de nascimento do cônjuge	11	Admitido a diferença etária média apurada. Na ausência desta admitir que o homem é três anos mais velho que a mulher.

Servidores ativos – ALERJ – Financeiro		
Limitações	**Nº de casos**	**Hipótese adotada**
Matrículas repetidas	4	Adotado matrícula hipotética
Tempo de serviço anterior não informado	580	Ajustou-se o tempo de serviço anterior admitindo que o servidor ingressou no mercado de trabalho aos 25 anos de idade
Existência de cônjuge não informada	1	Admitido que este tem cônjuge
Servidores casados sem a respectiva data de nascimento do cônjuge	158	Admitido a diferença etária média apurada. Na ausência desta admitir que o homem é três anos mais velho que a mulher.
Servidores não casados com data de nascimento do cônjuge	46	Admitido que estes servidores possuem cônjuges
Salário de valor superior a R$ 30.471,11	8	Adotado o teto de R$ 30.471,11
Dependente mais novo válido com idade superior a 24 anos	230	Excluídos da base de dados
Dependente válido com idade superior a 21 anos	1	Excluído da base de dados

Servidores ativos – MPRJ – Previdenciário		
Limitações	**Nº de casos**	**Hipótese adotada**
Tempo de serviço anterior não informado	162	Ajustou-se o tempo de serviço anterior admitindo que o servidor ingressou no mercado de trabalho aos 25 anos de idade
Salário de participação inferior ao salário mínimo	1	Adotado o salário mínimo
Servidores casados sem a respectiva data de nascimento do cônjuge	1	Admitido a diferença etária média apurada. Na ausência desta admitir que o homem é três anos mais velho que a mulher.
Servidores não casados com data de nascimento do cônjuge	19	Admitido que estes servidores têm cônjuge
Dependente mais novo válido com idade superior a 24 anos	2	Excluídos da base de dados
Baixo índice de servidores casados (Menor que 40%)	39,75%	Adotado a proporção nacional de casados por idade

Servidores ativos – MPRJ – Financeiro		
Limitações	**Nº de casos**	**Hipótese adotada**
Tempo de serviço anterior não informado	653	Ajustou-se o tempo de serviço anterior admitindo que o servidor ingressou no mercado de trabalho aos 25 anos de idade
Servidores ativos admitidos no serviço público com menos de 18 anos, após a EC n° 20/98	1	Adotado a data de admissão no Estado com idade igual à 18 anos
Servidores casados sem a respectiva data de nascimento do cônjuge	174	Admitido a diferença etária média apurada. Na ausência desta admitir que o homem é três anos mais velho que a mulher.
Servidores não casados com data de nascimento do cônjuge	222	Admitido que estes servidores têm cônjuge
Dependente mais novo válido com idade superior a 24 anos	121	Excluídos da base de dados
Dependente válido com idade superior a 24 anos	5	Excluídos da base de dados

Servidores ativos – PGE – Previdenciário		
Limitações	**Nº de casos**	**Hipótese adotada**
Tempo de serviço anterior não informado	44	Ajustou-se o tempo de serviço anterior admitindo que o servidor ingressou no mercado de trabalho aos 25 anos de idade
Dependente mais novo válido com idade superior a 24 anos	9	Excluídos da base de dados

Servidores ativos – PGE – Financeiro		
Limitações	**Nº de casos**	**Hipótese adotada**
Salário de participação igual a zero ou não informado	1	Adotado o salário médio apurado nos bancos de dados analisados
Tempo de serviço anterior não informado	565	Ajustou-se o tempo de serviço anterior admitindo que o servidor ingressou no mercado de trabalho aos 25 anos de idade
Salário de participação inferior ao salário mínimo	5	Adotado o salário mínimo
Dependente mais novo válido com idade superior a 24 anos	107	Excluídos da base de dados
Cônjuge com idade inferior a 16 anos	7	Admitido a diferença etária média apurada no banco de dados analisado

Servidores ativos – TCE – Financeiro		
Limitações	**Nº de casos**	**Hipótese adotada**
Servidores casados sem a respectiva data de nascimento do cônjuge	76	Admitido a diferença etária média apurada. Na ausência desta admitir que o homem é três anos mais velho que a mulher.
Servidores não casados com data de nascimento do cônjuge	102	Admitido que estes servidores têm cônjuge
Alto índice de servidores com tempo de serviço anterior igual a zero (maior que 20%)	60,58%	Consideramos que ingressaram no mercado de trabalho aos 25 anos
Salário de valor superior a R$ 30.471,11	12	Adotado o teto de R$ 30.471,11
Dependente mais novo válido com idade superior a 24 anos	5	Excluídos da base de dados

Servidores ativos – TJRJ – Previdenciário		
Limitações	**Nº de casos**	**Hipótese adotada**
Salário de participação igual a zero ou não informado	4	Adotado o salário médio apurado nos bancos de dados analisados
Tempo de serviço anterior não informado	741	Ajustou-se o tempo de serviço anterior admitindo que o servidor ingressou no mercado de trabalho aos 25 anos de idade
Servidores casados sem a respectiva data de nascimento do cônjuge	66	Admitido a diferença etária média apurada. Na ausência desta admitir que o homem é três anos mais velho que a mulher.
Servidores não casados com data de nascimento do cônjuge	137	Admitido que estes servidores têm cônjuge
Dependente mais novo válido com idade superior a 24 anos	274	Excluídos da base de dados
Cônjuge com idade inferior a 16 anos	1	Admitido a diferença etária média apurada no banco de dados analisado
Baixo índice de servidores casados (Menor que 40%)	39,59%	Adotado a proporção nacional de casados por idade

Servidores ativos – TJRJ – Financeiro		
Limitações	**Nº de casos**	**Hipótese adotada**
Salário de participação igual a zero ou não informado	3	Adotado o salário médio apurado nos bancos de dados analisados
Tempo de serviço anterior não informado	4.995	Ajustou-se o tempo de serviço anterior admitindo que o servidor ingressou no mercado de trabalho aos 25 anos de idade
Servidores ativos com mais de 75 anos	47	Consideramos idade de 74 anos
Servidores ativos admitidos no serviço público com menos de 18 anos, após a EC n° 20/98	1	Adotado a data de admissão no Estado com idade igual a 18 anos
Servidores casados sem a respectiva data de nascimento do cônjuge	904	Admitido a diferença etária média apurada. Na ausência desta admitir que o homem é três anos mais velho que a mulher.
Servidores não casados com data de nascimento do cônjuge	1.844	Admitido que estes servidores têm cônjuge

Servidores ativos – TJRJ – Financeiro		
Limitações	**Nº de casos**	**Hipótese adotada**
Dependente mais novo válido com idade superior a 24 anos	3.914	Excluídos da base de dados
Dependente válido com idade superior a 24 anos	47	Excluídos da base de dados

Servidores Aposentados – Executivo - Capitalizado		
Limitações	**Nº de casos**	**Hipótese adotada**
Dependente temporário com idade superior a 24 anos	2	Excluídos da base de dados

Servidores Aposentados – Executivo – Financeiro		
Limitações	**Nº de casos**	**Hipótese adotada**
Benefício inferior ao Salário mínimo	2	Adotado o Salário Mínimo
Data de nascimento do servidor inativo não informada	1	Adotado a data de nascimento média dos bancos de dados
Dependente temporário com idade superior a 24 anos	35.456	Excluídos da base de dados
Benefício maior que R$ 30.471,11 (Exceto DPGE)	2.141	Adotado o teto de R$ 30.471,11
Benefício maior que R$ 33.763,00 (DPGE)	214	Adotado o teto de R$ 33.763,00
Tipo de benefício de aposentadoria não especificado	4.825	Assumido aposentadoria voluntária (Cód.2)
Servidor aposentado após EC n° 20/98 com idade inferior à permitida (53 anos para homens e 48 anos para mulheres)	357	Admitiu-se o dado original como correto
Data de admissão do servidor igual a data de concessão do benefício	1.093	Adotado a data de admissão média dos bancos de dados

Servidores Aposentados – ALERJ – Financeiro		
Limitações	**Nº de casos**	**Hipótese adotada**
Dependente temporário com idade superior a 24 anos	196	Excluídos da base de dados
Data de concessão do benefício não informada	699	Adotado a data base do banco de dados
Benefício com valor superior a R$ 30.471,11	177	Adotado o teto de R$ 30.471,11
Servidores com cônjuge sem a respectiva data de nascimento	317	Admitiu-se a diferença etária média apurada. Na ausência desta admitir que o homem é três anos mais velho que a mulher.
Servidores sem cônjuge com a respectiva data de nascimento	15	Admitido que estes servidores têm cônjuge

Servidores Aposentados – MPRJ – Financeiro		
Limitações	**Nº de casos**	**Hipótese adotada**
Dependente temporário com idade superior a 24 anos	198	Excluídos da base de dados
Servidores com cônjuge sem a respectiva data de nascimento	9	Admitiu-se a diferença etária média apurada. Na ausência desta admitir que o homem é três anos mais velho que a mulher.
Servidores sem cônjuge com a respectiva data de nascimento	36	Admitido que estes servidores têm cônjuge
Servidor aposentado após EC n° 20/98 com idade inferior à permitida (53 anos para homem e 48 anos para mulher)	12	Admitiu-se o dado original como correto
Data de admissão do servidor inativo não informada	458	Adotado a data de admissão média dos bancos de dados

Servidores Aposentados – PGE – Financeiro		
Limitações	**Nº de casos**	**Hipótese adotada**
Dependente temporário com idade superior a 24 anos	176	Excluídos da base de dados
Data de nascimento do dependente posterior a data base dos dados	18	Admitiu-se o dado original como correto
Benefício com valor superior a 33.763,00	124	Adotado o teto de R$ 33.763,00
Tipo de benefício de aposentadoria não especificado	2	Assumido como aposentadoria voluntária (Cód.2)
Servidor aposentado após EC n° 20/98 com idade inferior à permitida (53 anos para homem e 48 anos para mulher)	2	Admitiu-se o dado original como correto
Data de admissão do servidor inativo não informada	514	Adotado a data de admissão média dos bancos de dados

Servidores Aposentados – TCE – Financeiro		
Limitações	**Nº de casos**	**Hipótese adotada**
Dependente temporário com idade superior a 24 anos	8	Excluídos da base de dados
Servidores com cônjuge sem a respectiva data de nascimento	206	Admitido a diferença etária média apurada. Na ausência desta admitir que o homem é três anos mais velho que a mulher.
Servidores sem cônjuge com a respectiva data de nascimento	27	Admitido que estes servidores têm cônjuge
Servidor aposentado após EC n° 20/98 com idade inferior à permitida (53 anos para homem e 48 anos para mulher)	6	Admitiu-se o dado original como correto
Data de admissão do servidor inativo não informada	996	Adotado a data de admissão média dos bancos de dados

Servidores Aposentados – TJRJ – Previdenciário		
Limitações	**Nº de casos**	**Hipótese adotada**
Dependente temporário com idade superior a 24 anos	1	Excluído da base de dados
Servidores sem cônjuge com a respectiva data de nascimento	1	Admitido que este servidor tem cônjuge
Data de admissão do servidor inativo não informada	2	Adotado a data de admissão média dos bancos de dados

Servidores Aposentados – TJRJ – Financeiro		
Limitações	**Nº de casos**	**Hipótese adotada**
Benefício inferior ao Salário mínimo	1	Adotado o salário mínimo
Benefício igual a zero ou não informado	70	Adotado o salário médio apurado nos bancos de dados
Dependente temporário com idade superior a 24 anos	5.313	Excluídos da base de dados
Tipo de benefício de aposentadoria não especificado	2	Assumido como aposentadoria voluntária (Cód.2)
Servidores com cônjuge sem a respectiva data de nascimento	500	Admitido a diferença etária média apurada. Na ausência desta admitir que o homem é três anos mais velho que a mulher.
Servidores sem cônjuge com a respectiva data de nascimento	880	Admitido que estes servidores têm cônjuge
Servidor aposentado após EC n° 20/98 com idade inferior à permitida (53 anos para homem e 48 anos para mulher)	3	Admitiu-se o dado original como correto
Data de admissão do servidor inativo não informada	7.242	Adotado a data de admissão média dos bancos de dados

Pensionistas – RIOPREV - Capitalizado		
Limitações	**Nº de casos**	**Hipótese adotada**
Benefício inferior ao Salário mínimo	1	Adotou-se o Salário Mínimo Nacional

Pensionistas – RIOPREV – Financeiro		
Limitações	**Nº de casos**	**Hipótese adotada**
Benefício inferior ao Salário mínimo	1.788	Adotou-se o valor original como correto (pensão dividida, cotista, legatário etc)
Data de nascimento do pensionista não informada	12	Adotou-se a data de nascimento média dos bancos de dados
Pensão temporária concedida à maior de 24 anos	77	Admitido que a pensão é vitalícia
Benefício com valor superior a 33.763,00	1.500	Adotou-se o teto de R$ 33.763,00

Pensionistas – MPRJ – Financeiro		
Limitações	**Nº de casos**	**Hipótese adotada**
Benefício com valor superior a 33.763,00	6	Adotou-se o teto de R$ 33.763,00

Pensionistas – TCE– Financeiro		
Limitações	**Nº de casos**	**Hipótese adotada**
Benefício com valor superior a 30.471,11	6	Adotou-se o teto de R$ 30.471,11

Pensionistas – RIOPREV – Financeiro		
Limitações	**Nº de casos**	**Hipótese adotada**
Data de concessão do benefício não informada	346	Adotou-se a data base do banco de dados
CPF do Instituidor da Pensão não informada	93	Admitiu-se o dado original como correto

NOTA TÉCNICA RIOPREV/GOP N° 17/19 Rio de Janeiro, 12 de março de 2019.

De: GOP Gerência de Operações e Planejamento

Para: Presidência

Assunto: Prestação de Contas de Governo, ano 2018

I – OBJETIVO

A presente nota pretende evidenciar e comprovar de todas as deduções que tenham afetado o recebimento da receita de royalties e participações especiais ingressadas no Rioprevidência no ano 2018.

II – INTRODUÇÃO

Através do ato autorizativo constante no artigo nº 13, inciso XII da Lei Estadual nº 3.189/99, com redação dada pela Lei nº 4.237/03, o Estado do Rio de Janeiro, através do Decreto nº 37.571/05, atualizado pelo Decreto nº 42.011/09, incorporou ao patrimônio do Rioprevidência todos os direitos de sua propriedade sobre os Royalties e Participação Especial, de forma definitiva.

O royalty é uma compensação financeira devida à União pelas empresas que produzem petróleo e gás natural no território brasileiro: uma remuneração à sociedade pela exploração desses recursos não renováveis.

Os royalties incidem sobre o valor da produção do campo e são recolhidos mensalmente pelas empresas concessionárias por meio de pagamentos efetuados à Secretaria do Tesouro Nacional (STN) até o último dia do mês seguinte àquele em que

Fundo Único de Previdência Social do Estado do Rio de Janeiro – Rioprevidência
Sede Administrativa: Rua da Quitanda n° 106 – Centro – Rio de Janeiro – RJ – CEP 20091-005
Telefone: 2332-5757

ocorreu a produção. A STN repassa os royalties aos beneficiários com base nos cálculos efetuados pela ANP, de acordo com o estabelecido pelas leis nº 9.478/1997 e nº 7.990/1989, regulamentadas, respectivamente, pelos decretos nº 2.705/1998 e nº 1/1991.

Enquanto a participação especial é uma compensação financeira extraordinária devida pelos concessionários de exploração e produção de petróleo ou gás natural para campos de grande volume de produção.

Para apuração da participação especial sobre a produção de petróleo e de gás natural, alíquotas progressivas, que variam de acordo com a localização da lavra, o número de anos de produção e o respectivo volume de produção trimestral fiscalizada, são aplicadas sobre a receita líquida da produção trimestral de cada campo, consideradas as deduções previstas no § 1º do Art. 50 da Lei nº 9.478/1997 (royalties, investimentos na exploração, custos operacionais, depreciação e tributos).

A distribuição ocorre conforme funcionograma abaixo:

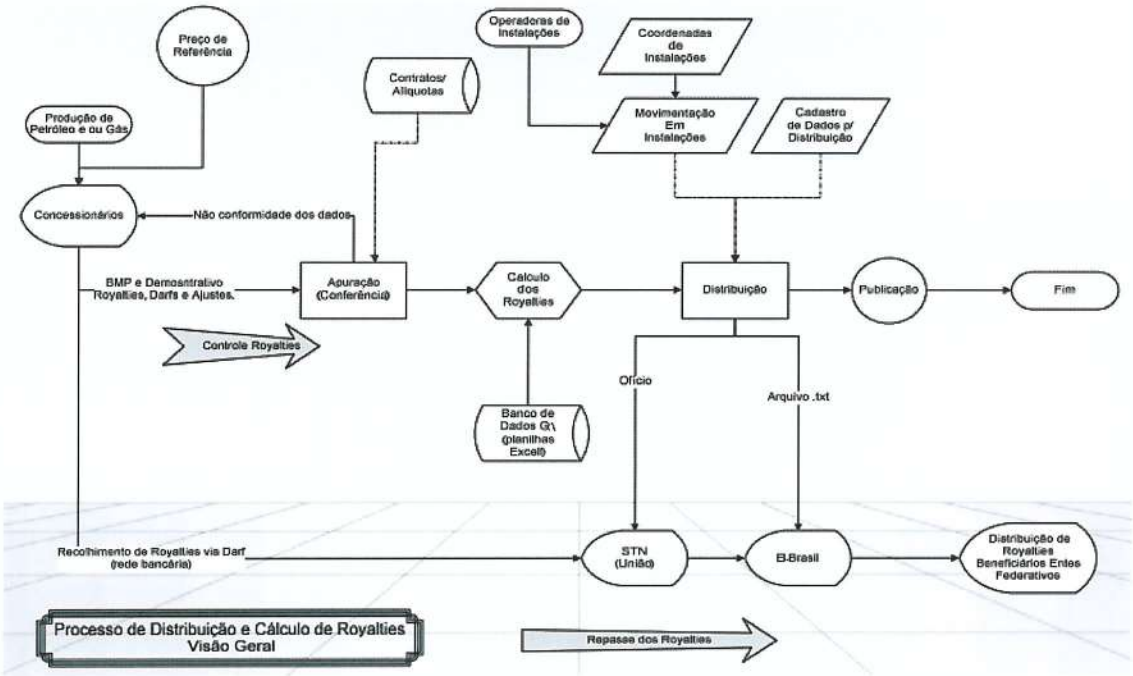

Fonte: ANP (http://www.anp.gov.br/images/Royalties-e-outras-participacoes/Manuais/Manual_de_Calculo_e_Distribuicao_de_Royalties.pdf)

III – DEDUÇÕES

Ao fluxo de Royalties e Participações, distribuído ao Estado do Rio de Janeiro, antes de ser direcionado ao RIOPREVIDÊNCIA, é imputado algumas deduções, de

arcabouço legal e contratual. As deduções legais são as transferências para os Municípios, PASEP, FECAM (Fundo Estadual de Proteção ao Meio Ambiente) e FISED – a partir de janeiro de 2018 - previstas constitucionalmente e legalmente. E as deduções contratuais são as que se referem ao Contrato com União/1999 e a Operação Internacional de cessão definitiva dos direitos sobre os Royalties.

a) Deduções legais

A partir do fluxo bruto de recursos de Royalties e Participações Especiais são realizadas as seguintes considerações para se chegar ao fluxo líquido[1] destinado ao Rioprevidência:

i. Desconto de 1%, referente ao PASEP, sobre a receita bruta, descontado diretamente na fonte pelo Banco do Brasil. Este valor inclui o PASEP devido pelos Municípios, sobre seus direitos quanto a distribuição de Royalties.

ii. Desconto de 5% para o FECAM quando petróleo estiver localizado no pós-sal e de 10% para o FECAM quando o petróleo for extraído da camada do pré-sal, antes de janeiro de 2018. Após dezembro de 2017, os 10% aplicados sobre os recursos advindos do pré-sal foram dividos entre o FECAM e FISED (Fundo Estadual de Investimentos e ações de Segurança Pública e Desenvolvimento Social), ficando 5% para cada fundo. Em consonância com o Decreto nº 43.996/12 a contabilização da receita adicional, camada pré-sal, devida ao FECAM, e atualmente também ao FISED, será apurada trimestralmente pela SEFAZ e validada pelo Conselho do Fundo.

O desconto sobre os Royalties "acima de 5%", Lei n°7990/89, nos anos de 2016 e 2017, é sobre o valor deduzido da transferência aos Municípios mais o PASEP total (PASEP devido pelo Estado e Municípios) devido. Já em 2018, o desconto passou ser aplicado sobre os Royalties "acima de 5%" deduzido da transferência aos Municípios mais o PASEP devido pelos mesmos.

iii. Desconto de 24,75% sobre o valor bruto dos Royalties acima de 5%, Lei n°7990/89, destinado aos Municípios (líquido do PASEP);

b) Deduções Contratuais

1

i. Dedução de indenização à União. De acordo com o Contrato com União/1999, as parcelas até 2021 são corrigidas pelo IGP-DI. O valor é informado Superintendência de Controle e Acompanhamento da Dívida Pública da Subsecretaria de Finanças da SEFAZ. A metodologia de cálculo encontra-se no contrato de cessão em anexo.

ii. Despesas com a operação de securitização de Royalties e Participações Especiais no exterior, conforme processos administrativos E-01/008/3697/2013 e E-01/008/2458/14. A metodologia de cálculo encontra-se nos arquivos "*Transfer Report*" em anexo, e demonstrados nas notas técnicas referentes as despesas em anexo.[2]

Logo, as deduções do fluxo de Royalties, Participações Especiais e FEP consideradas no cálculo da receita líquida para o Rioprevidência ocorre como demonstrado no fluxograma abaixo:

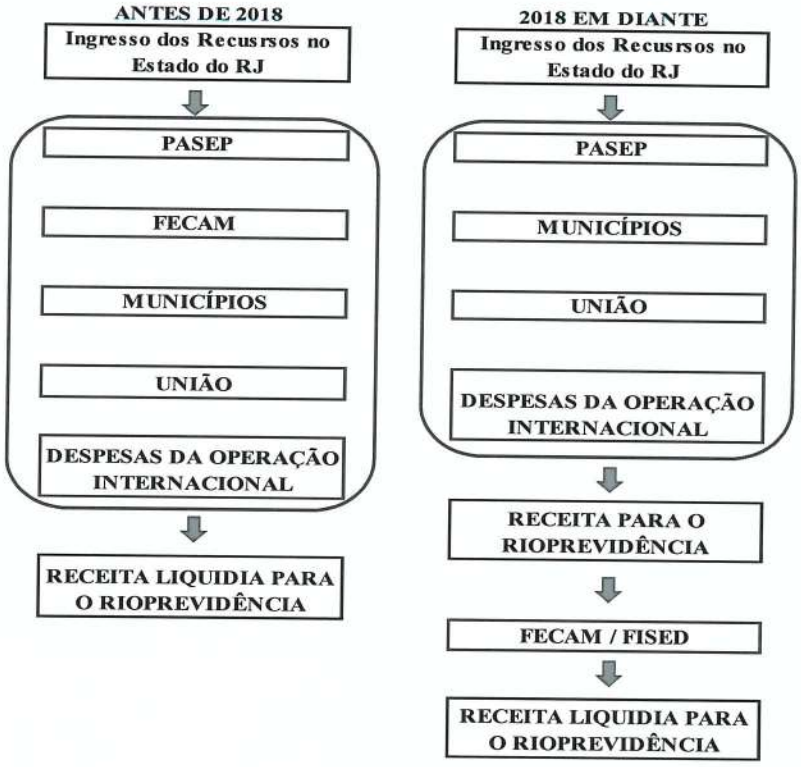

[2] Cabe ressaltar que as prioridades nas transferências das despesas tributárias, das despesas com a Rio Petróleo e Rio Oil Trust, bem como as características qualitativas de cada uma das despesas elencadas nos relatórios de transferência do Banco do Brasil S.A foram previamente acordadas no Offering Memorandum, que designou os termos contratuais para a emissão das Séries 2014-1, 2014-2, 2014-3 e 2018-1 bem como os pormenores das despesas relacionadas à operação, especificados em detalhes no Sumary of Terms.

III – CONCLUSÃO

Concluímos que a exposição feita nesta nota atende ao inciso XIV do artigo 11 Decreto de encerramento 46.472/2018 para composição da Prestação de Contas anual do Governador de 2018, comprovando todas as deduções que tenham afetado o recebimento da receita de royalties e participações especiais ingressadas no Rioprevidência.

NICHOLAS RIBEIRO DA COSTA CARDOSO
Especialista em Previdência Social

Milton Guanabara do Nascimento
Assessor - DAS-7
RIOPREVIDÊNCIA
Matr. 180.017-3

Contrato de cessão de créditos que, entre si, celebram a **UNIÃO** e o **ESTADO DO RIO DE JANEIRO**, com interveniência da **AGÊNCIA NACIONAL DE PETRÓLEO - ANP**, do **BANCO DO BRASIL S.A.** e do **BANCO BANERJ S.A.**, nos termos da Lei n.º 9.496, de 11 de setembro de 1997, e da Medida Provisória n 1.868-20, de 26 de outubro de 1999.

A UNIÃO, representada, neste ato, pelo Ministro de Estado da Fazenda, **PEDRO SAMPAIO MALAN**, o Estado do Rio de Janeiro, doravante designado, simplesmente, **ESTADO**, representado, neste ato, por seu Governador, **ANTHONY WILLIAM GAROTINHO MATHEUS DE OLIVEIRA**, com a interveniência do Banco Banerj S/A, na qualidade de depositário das receitas do ESTADO, doravante designado, simplesmente, **DEPOSITÁRIO**, representado, neste ato, por seus Diretores Ronald Anton de Jongh e Marco Antônio Monteiro Sampaio, da **AGÊNCIA NACIONAL DE PETRÓLEO - ANP**, neste ato representada pelo seu Diretor-Geral, Sr. David Zylberstajn, e do Banco do Brasil S.A., doravante designado, simplesmente, **AGENTE**, representado, neste ato, por seu Diretor de Negócios Comercial e Internacional, **ROSSANO MARANHÃO PINTO**, celebram, nos termos do art. 7º da Lei n.º 9.496, de 11 de setembro de 1997, da Lei n.º 7.990, de 28 de dezembro de 1989, da Lei n.º 9.478, de 6 de agosto de 1997, e do art. 16 da Medida Provisória n.º 1.868-20, de 26 de outubro de 1999, o presente Contrato de Cessão de Crédito, nos seguintes termos e condições:

CLÁUSULA PRIMEIRA - O ESTADO, pelo presente Instrumento, cede e transfere à **UNIÃO**, a título oneroso e em caráter *pro solvendo*, parte dos direitos de crédito a que faz jus referente à participação governamental obrigatória de que trata a Lei n.º

7.990, de 1989, nas modalidades de *royalties e participação especial*, no valor de face total de R$ 10.834.607.939,20 (dez bilhões, oitocentos e trinta e quatro milhões, seiscentos e sete mil, novecentos e trinta e nove reais e vinte centavos), a preços de 20 de outubro de 1999, corresponde à soma de 255 (duzentas e cinquenta e cinco) parcelas mensais, conforme valores constantes do Anexo I deste Contrato, vencendo-se a primeira em 20 de dezembro de 1999, e a última em 20 de fevereiro de 2021.

PARÁGRAFO ÚNICO - As parcelas referidas no *caput* serão corrigidas pela variação do Índice Geral de Preços ao Consumidor - Disponibilidade Interna - IGP-DI, do mês anterior, divulgado pela Fundação Getúlio Vargas - FGV, a partir de 20 de outubro de 1999, até as datas de vencimento das respectivas parcelas.

CLAÚSULA SEGUNDA - Os créditos ora cedidos pelo **ESTADO**, serão pagos pela **UNIÃO** da seguinte forma:

1) O valor de face de R$ 2.512.082.741,82 (dois bilhões, quinhentos e doze milhões, oitenta e dois mil, setecentos e quarenta e um reais e oitenta e dois centavos), equivalentes economicamente à R$ 2.030.588.414,19 (dois bilhões, trinta milhões, quinhentos e oitenta e oito mil, quatrocentos e quatorze reais e dezenove centavos), é pago ao **ESTADO** mediante abatimento do saldo da Conta Gráfica a que se refere o Contrato de Confissão, Promessa de Assunção, Consolidação e Refinanciamento de Dividas, celebrado entre a **UNIÃO** e o **ESTADO** nesta data, ao amparo da Lei n.° 9.496, de 1997, constituindo, assim, dação em pagamento;

2) O valor de face de R$ 8.322.525.197,38 (oito bilhões, trezentos e vinte e dois milhões, quinhentos e vinte e cinco mil, cento e noventa e sete reais e trinta e oito centavos), equivalentes

economicamente à R$ 3.737.519.833,14 (três bilhões, setecentos e trinta e sete milhões, quinhentos e dezenove mil, oitocentos e trinta e três reais e quatorze centavos), será pago pela UNIÃO com títulos da dívida pública mobiliária federal, representados por Certificados Financeiros do Tesouro, a serem utilizados pelo ESTADO na capitalização do fundo de previdência dos servidores estaduais(RIOPREVIDÊNCIA), com as seguintes características:

CFT

a. VALOR DE FACE TOTAL: R$ 4.196.316.864,21 (quatro bilhões, cento e noventa e seis milhões, trezentos e dezesseis mil, oitocentos e sessenta e quatro reais e vinte e um centavos), equivalentes economicamente à R$ 3.737.519.833,14 (três bilhões, setecentos e trinta e sete milhões, quinhentos e dezenove mil, oitocentos e trinta e três reais e quatorze centavos);

b. DATA DE EMISSÃO: 15 de novembro de 1999;

c. DATA DE VENCIMENTO: 15 de dezembro de 2014;

d. VALOR UNITÁRIO NA DATA DE EMISSÃO: R$ 1.000,00 (um mil reais);

e. QUANTIDADE DE ATIVOS: 4.196.316 certificados

f. MODALIDADE: nominativa e inalienável;

g. FORMA DE ATUALIZAÇÃO MONETÁRIA: mensalmente, a cada dia 15 do mês, com base na variação do Índice Geral de Preços - Disponibilidade Interna - IGP-DI, divulgado pela Fundação Getúlio Vargas - FGV, do mês anterior;

h. JUROS REMUNERATÓRIOS: 6 % a.a. (seis por cento ao ano);

i. PRAZO: 181 meses (15 anos e 1 mês);

j. PAGAMENTO DE PRINCIPAL: a partir de 15 de janeiro de 2000, em 180 (cento e oitenta) parcelas mensais e consecutivas equivalentes a 0,5555% do principal atualizado;

k. PAGAMENTO DE JUROS: os juros referentes ao período compreendido entre 15 de novembro 1999 e 15 de dezembro de 1999 serão incorporados ao principal nesta última data. A partir de então,

serão exigíveis mensalmente, sendo a primeira parcela paga em 15 de janeiro de 2000.

1. FÓRMULAS DE CÁLCULO PARA AMBOS OS ATIVOS:

1.1. Quantidade: número de ativos a ser escriturado na CETIP;

$$Q = \frac{V}{1.000}$$ onde,

$Q =$ quantidade de ativos (número inteiro, sem arredondamento); e
$V =$ valor da dívida na data de emissão do ativo.

1.2. **Índice de atualização monetária:** será feito mensalmente com base na variação do índice descrito no item "g" anterior, de acordo com a seguinte fórmula:

$$C_n = \frac{NI_n}{NI_0}$$ onde,

$C_n =$ índice de atualização monetária do ativo para o mês de referência;
$NI_n =$ número-índice do IGP-DI (FGV), do mês anterior à data de aniversário mensal do ativo;
$NI_0 =$ número-índice do IGP-DI (FGV), do mês anterior à data de emissão do ativo ou da última amortização;

1.3. **Valor atualizado:**

$$V_n = V_0 \times C_n$$ onde,

$V_n =$ valor atualizado do ativo;
$V_0 =$ valor do ativo na data de emissão ou da última amortização; e
$C_n =$ índice de atualização monetária do ativo (calculado conforme o sub-item "1.2" anterior);

1.4. Juros remuneratórios: sobre o valor atualizado de cada ativo incidirão juros remuneratórios que serão calculados mensalmente aplicando-se a seguinte fórmula

$$J_n = V_n \times T_{eq}$$

$$T_{eq} = \left[\left(1+\frac{i}{100}\right)^{\frac{m}{12}} - 1\right] \quad \text{onde,}$$

J_n = valor financeiro dos juros devidos desde a emissão ou último pagamento (calculado com duas casas decimais, sem arredondamento);

V_n = valor atualizado do ativo, conforme discriminado no sub-item "1.3" anterior;

T_{eq} = taxa equivalente (calculada com nove casas decimais, com arredondamento);

i = taxa de juros remuneratórios, especificada no item "h", na forma anual e percentual; e

m = prazo decorrido, em meses, desde a emissão, ou capitalização de juros ou último pagamento;

1.5. Cálculo do PU: mensalmente, após a divulgação do IGP-DI (FGV), a Secretaria do Tesouro Nacional divulgará o preço unitário (PU) do ativo que será calculado da seguinte forma:

$$PU_n = V_n + J_n \quad \text{onde,}$$

PU_n = preço unitário do ativo referente à data de aniversário;

V_n = valor atualizado do ativo, conforme discriminado no sub-item "1.3";

J_n = valor financeiro dos juros devidos desde a emissão ou último pagamento, conforme discriminado no sub-item "1.4";

PARÁGRAFO ÚNICO - O valor referido no item 2 desta Cláusula, será atualizado pela variação do Índice Geral de Preços ao Consumidor - Disponibilidade Interna - IGP-DI, do mês anterior, divulgado pela Fundação Getúlio Vargas - FGV, acrescido de juros de 6% a.a. (seis por cento ao ano), a partir de 20 de outubro de 1999, até a data de emissão dos Certificados Financeiros do Tesouro - CFT.

CLÁUSULA TERCEIRA - Em decorrência da cessão de crédito a que se refere a Cláusula Primeira, por este Instrumento, o ESTADO

autoriza o **AGENTE**, a partir de dezembro de 1999, a creditar à **UNIÃO**, mensalmente:

I. 60% (sessenta por cento) da parcela correspondente aos *royalties* de 5% (cinco por cento);

II. 80% (oitenta por cento) da parcela correspondente aos *royalties* excedentes a 5% (cinco por cento); e

III. 80% (oitenta por cento) da parcela correspondente à *participação especial*;

PARÁGRAFO PRIMEIRO - Os valores creditados à **UNIÃO** na forma do *caput* serão destinados ao pagamento das parcelas constantes do Anexo I, observado, ainda, no caso de excesso ou falta o contido na Cláusula Quarta.

CLAÚSULA QUARTA - Na liquidação das prestações previstas no Anexo I a este Instrumento, observar-se-á o seguinte:

I. Caso os valores entregues na forma da Cláusula anterior sejam insuficientes para liquidação da prestação do mês, o saldo remanescente será transferido para a Conta de Resíduos Número Um, aberta especialmente para esse fim, sendo pago na forma estabelecida na Cláusula Quinta.

II. Caso os valores entregues na forma da Cláusula anterior sejam superiores à prestação devida naquele mês, o valor excedente será utilizado para, nessa ordem, amortizar ou liquidar o saldo da Conta de Resíduo Número Um, amortizar ou liquidar as prestações a que se refere à Cláusula Quinta, e amortizar ou liquidar antecipadamente as prestações com

vencimento previsto para o ano em curso, conforme cronograma constante do Anexo I.

III. Estando integralmente liquidadas todas as prestações do ano em curso e inexistindo saldo na citada Conta de Resíduos Número Um, os créditos devidos mensalmente ao **ESTADO** a título de *royalties* e *participação especial* voltarão a ser a ele creditados, na forma da legislação vigente.

CLÁUSULA QUINTA - O saldo eventualmente existente em 31 de dezembro de cada ano na Conta de Resíduo Número Um a que se refere a Cláusula Quarta será transferido, para fins de controle, para outra conta, doravante denominada Conta de Resíduo Número Dois e será pago pelo **ESTADO** em até seis prestações mensais e sucessivas, sendo o valor de cada parcela calculado a partir da divisão do saldo devedor, atualizado pelos encargos financeiros de que trata esta Cláusula até o dia do efetivo pagamento, pelo número de prestações restantes.

PARÁGRAFO PRIMEIRO - A primeira prestação do parcelamento a que se refere o *caput* vencerá no mês de janeiro de cada ano, no mesmo dia previsto para pagamento da parcela da cessão de crédito objeto do Anexo I. Liquidada a prestação do mês e inexistindo saldo na Conta de Resíduo Número Um, o **ESTADO** poderá utilizar o valor excedente do crédito de *royalties* e *participação especial* no pagamento do parcelamento a que se refere o *caput*.

PARÁGRAFO SEGUNDO - Sobre o saldo da Conta de Resíduo Número Dois incidirão juros de 12% (doze por cento) ao ano e atualização monetária, com base no Índice Geral de Preços, Disponibilidade Interna - IGP-DI, divulgado pela Fundação Getúlio Vargas - FGV, ou se este índice for extinto, por outro que vier a substituí-lo, ambos calculados sobre o saldo devedor existente e debitados

no primeiro dia de cada mês, no vencimento e na liquidação, de acordo com a seguinte metodologia de cálculo:

$$D_1 = D_0 * Ni_1 / Ni_0 * [(1 + i/12)^n]$$

onde,

D_1 = saldo devedor atual;

D_0 = saldo devedor anterior;

Ni_1 = número índice do IGP-DI do mês anterior à data para a qual se quer atualizar;

Ni_0 = número índice do IGP-DI do mês anterior à data da última atualização;

i = juros remuneratórios de 12% (doze por cento) ao ano;

n = período decorrido em meses entre os saldos devedores anterior e atual.

PARÁGRAFO TERCEIRO - O atraso no pagamento das prestações do parcelamento a que se refere o *caput*, implicará juros de mora de 1% (um por cento) ao mês sobre o valor em atraso, além dos juros remuneratórios e atualização monetária devidos.

PARÁGRAFO QUARTO - O primeiro parcelamento de resíduo a que se refere o *caput* será efetivado, excepcionalmente, em 1 de janeiro de 2001. Até essa data, os valores entregues na forma da Cláusula Terceira serão integralmente destinados ao pagamento das prestações previstas no Anexo I, para amortização da Conta de Resíduo Número Um ou pagamento antecipado das prestações com vencimento até dezembro de 2000, nessa ordem.

CLÁUSULA SEXTA - O saldo da Conta de Resíduo Número Um, mencionada na Cláusula Quarta será atualizado pelo mesmo critério estabelecido no Parágrafo Único da Cláusula Primeira.

CLÁUSULA SÉTIMA - O valor dos créditos cedidos à **UNIÃO**, objeto do Anexo I, foi estimado pela **AGÊNCIA NACIONAL DE PETRÓLEO - ANP**, a partir da curva de produção prevista dos poços atualmente conhecidos, e de acordo com a metodologia de distribuição dos *royalties* e da *participação especial*, aos beneficiários dos créditos conforme definido na legislação vigente.

PARÁGRAFO PRIMEIRO - Os recursos relativos às participações governamentais obrigatórias sujeitos às transferências, pelo **ESTADO**, aos municípios foram excluídos das estimativas constantes do Anexo I, em estrita observância ao disposto no art. 9° da Lei n.° 7.990, de 1989, segundo informado pela Agência Nacional do Petróleo - ANP.

PARÁGRAFO SEGUNDO - Para cumprimento do contido na Cláusula Terceira, a **AGÊNCIA NACIONAL DE PETRÓLEO - ANP** obriga-se a prestar ao **AGENTE**, tempestivamente, todas as informações necessárias à apuração dos valores a serem creditados à **UNIÃO**.

PARÁGRAFO TERCEIRO - Qualquer alteração que venha a ser introduzida na atual sistemática de crédito dos *royalties* e da *participação especial* ao **ESTADO**, seja por iniciativa deste ou da **AGÊNCIA NACIONAL DE PETRÓLEO - ANP**, somente poderá ser implantada após prévia anuência da **UNIÃO**, por intermédio da Secretaria do Tesouro Nacional, do Ministério da Fazenda.

CLÁUSULA OITAVA - Os créditos cedidos pelo **ESTADO** à **UNIÃO**, nos termos da Cláusula Primeira, são avaliados, neste ato, pelo preço

certo e ajustado de R$ 5.768.108.247,33 (cinco bilhões, setecentos e sessenta e oito milhões, cento e oito mil, duzentos e quarenta e sete reais e trinta e três centavos), equivalente ao valor presente desses créditos, pelo critério do fluxo de caixa descontado, posição em 20 de outubro de 1999, observada a equivalência econômica dos ativos envolvidos.

CLÁUSULA NONA - O ESTADO, por este instrumento, confessa o débito relativo à Conta Gráfica a que se refere o item 1 da Cláusula Segunda, e concorda com o valor apurado de R$ 2.039.209.613,36 (dois bilhões, trinta e nove milhões, duzentos e nove mil, seiscentos e treze reais e trinta e seis centavos), posição em 29 de outubro de 1999, e declara-se ciente de que a liquidação desse débito se dá em caráter precário, pelo que continuará responsável pelo pagamento da dívida caso os créditos cedidos, em caráter *pro solvendo*, não se realizem.

CLÁUSULA DÉCIMA - O ESTADO garante a inexistência de ônus sobre os créditos cedidos, respondendo pela solvência dos devedores, e se obriga a fazer a presente cessão boa, firme e valiosa, adotando todos os procedimentos legais necessários à sua concretização.

CLÁUSULA DÉCIMA-PRIMEIRA - Caso os créditos objeto da presente cessão não se realizem, seja por frustração da estimativa a que se refere a Cláusula Sétima, inadimplemento dos devedores ou mudanças na legislação que define a base de cálculo, alíquota ou preços de referência, caberá ao ESTADO aportar recursos próprios, nas datas de vencimentos, em montante suficiente para garantir o cumprimento de suas obrigações decorrentes deste Contrato.

CLÁUSULA DÉCIMA-SEGUNDA - O ESTADO, por este Instrumento, transfere à UNIÃO, mediante cessão, condicionada à ocorrência de

inadimplemento das prestações da Conta de Resíduo Número Dois, prevista na Cláusula Quinta, por quaisquer motivos, inclusive insuficiência do total de *royalties* e *participação especial* apurada naquele mês, os recursos provenientes das receitas de que tratam os arts. 155, 157 e 159, incisos I, alínea "a", e II, da Constituição, até os montantes devidos e não pagos, inclusive encargos, e, neste ato, confere poderes, em caráter irrevogável e irretratável, à UNIÃO, por si ou por intermédio do AGENTE, para:

I - transferir as cotas das receitas tributárias a que se refere o art. 159 da Constituição, creditadas no Banco do Brasil S.A., Agência 1755-8, Lélio Gama, Conta Corrente n.º 290.177-3;

II - requerer a transferência de recursos, até o limite do saldo existente, da conta de centralização de receitas próprias do ESTADO no DEPOSITÁRIO, Agência 3497, conta corrente n.º 30071-9;

e

III - transferir as cotas das receitas tributárias a que se refere o item 1 do Anexo à Lei Complementar n.º 87, de 13 de setembro de 1996, creditadas no Banco do Brasil S.A., agência n.º 1755-8, Lélio Gama, conta corrente n.º 283.160-0.

PARÁGRAFO PRIMEIRO - Para efetivação da cessão e transferência a que se refere esta Cláusula, a UNIÃO, por si ou por intermédio do AGENTE, informará ao DEPOSITÁRIO o valor da importância a ser transferida para pagamento das prestações vencidas.

CLÁUSULA DÉCIMA-TERCEIRA - O ESTADO se obriga, durante toda a vigência deste Contrato, a manter conta de depósitos no AGENTE, suprindo-a com recursos suficientes à cobertura dos compromissos decorrentes deste Contrato, e autoriza o AGENTE, em caráter

irrevogável e irretratável, independentemente de qualquer aviso ou notificação, a efetuar débitos na conta n.° 290.126-9, agência 1755-8 - Lélio Gama, e, caso esses recursos não satisfaçam a totalidade do débito, o **ESTADO** autoriza o **DEPOSITÁRIO**, em caráter irrevogável e irretratável, a transferir ao **AGENTE**, mediante débito à conta de centralização de receitas próprias do **ESTADO**, Agência 3497, conta corrente n.° 30.071-9, quantias suficientes à liquidação das obrigações financeiras ora pactuadas.

PARÁGRAFO ÚNICO - O **ESTADO** se compromete a manter a conta de centralização de receitas referida no *caput* e somente substituir a instituição depositária após comunicação à **UNIÃO**, por intermédio da Secretaria do Tesouro Nacional, e ciência ao **AGENTE**, desde que a nova instituição depositária se manifeste formalmente de acordo com os termos deste Contrato, no que se refere às obrigações do **DEPOSITÁRIO**.

CLÁUSULA DÉCIMA-QUARTA - O **DEPOSITÁRIO** se obriga, neste ato, em caráter irrevogável e irretratável, a transferir, no prazo máximo de 1 (um) dia útil, até o limite dos saldos existentes, mediante requisição da **UNIÃO** ou do **AGENTE**, os valores necessários ao pagamento das obrigações decorrentes deste Contrato, sob pena de multa diária de 1% (um por cento) do valor requisitado.

CLÁUSULA DÉCIMA-QUINTA - A eficácia deste Contrato fica condicionada à eficácia do Contrato de Confissão, Promessa de Assunção, Consolidação e Refinanciamento de Dívidas, firmado entre a **UNIÃO** e o **ESTADO**, nesta data, ao amparo da Lei n.° 9.496, de 1997, no âmbito do Programa de Apoio à Reestruturação e ao Ajuste Fiscal do **ESTADO**, bem como às autorizações legislativas necessárias ao **ESTADO** para que este concretize a cessão objeto deste Contrato.

PARÁGRAFO PRIMEIRO - Com a implementação da condição a que se refere o *caput*, as condições financeiras deste Contrato retroagirão até a data de sua assinatura, obrigando-se o **ESTADO** a pagar, na primeira data de vencimento prevista no Anexo I, adicionalmente à que se vencerá naquela data, tantas prestações quantas forem as que se venceriam entre as datas de assinatura e de início da eficácia do Contrato, devidamente atualizadas, nas condições previstas Cláusula Quinta.

PARÁGRAFO SEGUNDO - Para cumprimento dos pagamentos a que se refere o Parágrafo anterior, o **ESTADO**, pelo presente instrumento, autoriza o **AGENTE** a depositar, mensalmente, a partir do mês de dezembro de 1999, em conta especial aberta em seu nome, os valores apurados na forma da Cláusula Terceira. O saldo dessa conta, acrescido dos rendimentos auferidos, será utilizado, exclusivamente, para as seguintes finalidades: a) pagamento das prestações a que se refere o Parágrafo Primeiro; e b) na liquidação antecipada das prestações do ano em curso, conforme previsto na Cláusula Quarta.

CLÁUSULA DÉCIMA-SEXTA - Somente se autorizadas por lei federal poderão ser promovidas composições ou postergações dos pagamentos previstos neste Contrato.

CLÁUSULA DÉCIMA-SÉTIMA - A **UNIÃO**, por intermédio da Secretaria do Tesouro Nacional, o **ESTADO**, a **AGÊNCIA NACIONAL DO PETRÓLEO - ANP** e o **AGENTE**, no âmbito de suas competências, comprometem-se a adotar todos os procedimentos administrativos, orçamentários e contábeis necessários à implementação deste Contrato, cabendo à **UNIÃO**, por intermédio da Secretaria do Tesouro Nacional, a remessa de cópia deste instrumento à Secretaria de Controle Interno do Ministério da Fazenda.

CLÁUSULA DÉCIMA-OITAVA - A UNIÃO, por intermédio da Procuradoria-Geral da Fazenda Nacional, providenciará a publicação de extrato deste Contrato no *Diário Oficial* da União.

CLÁUSULA DÉCIMA-NONA - O foro competente para dirimir as questões relativas a este Contrato é o Supremo Tribunal Federal.

E, por estarem assim, justas e contratadas, as partes firmam e assinam o presente Contrato, em 5 (cinco) vias, de igual teor e forma, para o mesmo efeito de direito.

Brasília, 29 de outubro de 1999.

UNIÃO

ESTADO

ANP

AGENTE

DEPOSITÁRIO

ANEXO I

RECEBÍVEL ROYALTIES - CARACTERÍSTICAS

VALOR DOS ROYALTIES EM 20/10/99:	3.918.704.626,06
VALOR PARTICIPAÇÃO ESPECIAL EM 20/10/99:	6.915.903.313,14
VALOR TOTAL EM 20/10/99:	10.834.607.939,20

ATUALIZAÇÃO MENSAL: IGP-DI
JUROS: NIHIL
PRAZO TOTAL: 21 ANOS E 4 MESES

FLUXO MENSAL DE PAGAMENTOS À UNIÃO (VALORES DE 20/10/99)

	VALOR (R$)		
DATA DE VENCIMENTO	ROYALTIES	PARTICIPAÇÃO ESPECIAL	TOTAL
20/12/99	11.872.805,49	-	11.872.805,49
20/01/00	11.872.805,49	-	11.872.805,49
20/02/00	11.872.805,49	2.551.735,54	14.424.541,03
20/03/00	11.236.244,13	-	11.236.244,13
20/04/00	11.236.244,13	-	11.236.244,13
20/05/00	11.236.244,13	26.012.938,00	37.249.182,13
20/06/00	11.236.244,13	-	11.236.244,13
20/07/00	11.236.244,13	-	11.236.244,13
20/08/00	11.236.244,13	26.012.938,00	37.249.182,13
20/09/00	11.236.244,13	-	11.236.244,13
20/10/00	11.236.244,13	-	11.236.244,13
20/11/00	11.236.244,13	26.012.938,00	37.249.182,13
20/12/00	11.236.244,13	-	11.236.244,13
20/01/01	11.236.244,13	-	11.236.244,13
20/02/01	11.236.244,13	26.012.938,00	37.249.182,13
20/03/01	15.272.864,67	-	15.272.864,67
20/04/01	15.272.864,67	-	15.272.864,67
20/05/01	15.272.864,67	53.957.030,40	69.229.895,07
20/06/01	15.272.864,67	-	15.272.864,67
20/07/01	15.272.864,67	-	15.272.864,67
20/08/01	15.272.864,67	53.957.030,40	69.229.895,07
20/09/01	15.272.864,67	-	15.272.864,67
20/10/01	15.272.864,67	-	15.272.864,67
20/11/01	15.272.864,67	53.957.030,40	69.229.895,07
20/12/01	15.272.864,67	-	15.272.864,67
20/01/02	15.272.864,67	-	15.272.864,67
20/02/02	15.272.864,67	53.957.030,40	69.229.895,07
20/03/02	21.258.482,53	-	21.258.482,53
20/04/02	21.258.482,53	-	21.258.482,53
20/05/02	21.258.482,53	93.498.343,20	114.756.825,73
20/06/02	21.258.482,53	-	21.258.482,53
20/07/02	21.258.482,53	-	21.258.482,53
20/08/02	21.258.482,53	93.498.343,20	114.756.825,73
20/09/02	21.258.482,53	-	21.258.482,53
20/10/02	21.258.482,53	-	21.258.482,53
20/11/02	21.258.482,53	93.498.343,20	114.756.825,73
20/12/02	21.258.482,53	-	21.258.482,53
20/01/03	21.258.482,53	-	21.258.482,53
20/02/03	21.258.482,53	93.498.343,20	114.756.825,73
20/03/03	25.358.239,60	-	25.358.239,60
20/04/03	25.358.239,60	-	25.358.239,60
20/05/03	25.358.239,60	122.630.363,20	147.988.602,80
20/06/03	25.358.239,60	-	25.358.239,60
20/07/03	25.358.239,60	-	25.358.239,60
20/08/03	25.358.239,60	122.630.363,20	147.988.602,80
20/09/03	25.358.239,60	-	25.358.239,60
20/10/03	25.358.239,60	-	25.358.239,60
20/11/03	25.358.239,60	122.630.363,20	147.988.602,80
20/12/03	25.358.239,60	-	25.358.239,60
20/01/04	25.358.239,60	-	25.358.239,60
20/02/04	25.358.239,60	122.630.363,20	147.988.602,80
20/03/04	26.994.985,60	-	26.994.985,60
20/04/04	26.994.985,60	-	26.994.985,60

20/05/04	26.994.985,60	160.302.285,60	187.297.271,20
20/06/04	26.994.985,60	-	26.994.985,60
20/07/04	26.994.985,60	-	26.994.985,60
20/08/04	26.994.985,60	160.302.285,60	187.297.271,20
20/09/04	26.994.985,60	-	26.994.985,60
20/10/04	26.994.985,60	-	26.994.985,60
20/11/04	26.994.985,60	160.302.285,60	187.297.271,20
20/12/04	26.994.985,60	-	26.994.985,60
20/01/05	26.994.985,60	-	26.994.985,60
20/02/05	26.994.985,60	160.302.285,60	187.297.271,20
20/03/05	26.684.793,07	-	26.684.793,07
20/04/05	26.684.793,07	-	26.684.793,07
20/05/05	26.684.793,07	168.168.960,40	194.853.753,47
20/06/05	26.684.793,07	-	26.684.793,07
20/07/05	26.684.793,07	-	26.684.793,07
20/08/05	26.684.793,07	168.168.960,40	194.853.753,47
20/09/05	26.684.793,07	-	26.684.793,07
20/10/05	26.684.793,07	-	26.684.793,07
20/11/05	26.684.793,07	168.168.960,40	194.853.753,47
20/12/05	26.684.793,07	-	26.684.793,07
20/01/06	26.684.793,07	-	26.684.793,07
20/02/06	26.684.793,07	168.168.960,40	194.853.753,47
20/03/06	25.853.724,13	-	25.853.724,13
20/04/06	25.853.724,13	-	25.853.724,13
20/05/06	25.853.724,13	156.684.974,00	182.538.698,13
20/06/06	25.853.724,13	-	25.853.724,13
20/07/06	25.853.724,13	-	25.853.724,13
20/08/06	25.853.724,13	156.684.974,00	182.538.698,13
20/09/06	25.853.724,13	-	25.853.724,13
20/10/06	25.853.724,13	-	25.853.724,13
20/11/06	25.853.724,13	156.684.974,00	182.538.698,13
20/12/06	25.853.724,13	-	25.853.724,13
20/01/07	25.853.724,13	-	25.853.724,13
20/02/07	25.853.724,13	156.684.974,00	182.538.698,13
20/03/07	23.720.807,33	-	23.720.807,33
20/04/07	23.720.807,33	-	23.720.807,33
20/05/07	23.720.807,33	134.196.701,60	157.917.508,93
20/06/07	23.720.807,33	-	23.720.807,33
20/07/07	23.720.807,33	-	23.720.807,33
20/08/07	23.720.807,33	134.196.701,60	157.917.508,93
20/09/07	23.720.807,33	-	23.720.807,33
20/10/07	23.720.807,33	-	23.720.807,33
20/11/07	23.720.807,33	134.196.701,60	157.917.508,93
20/12/07	23.720.807,33	-	23.720.807,33
20/01/08	23.720.807,33	-	23.720.807,33
20/02/08	23.720.807,33	134.196.701,60	157.917.508,93
20/03/08	21.455.441,07	-	21.455.441,07
20/04/08	21.455.441,07	-	21.455.441,07
20/05/08	21.455.441,07	120.203.038,00	141.658.479,07
20/06/08	21.455.441,07	-	21.455.441,07
20/07/08	21.455.441,07	-	21.455.441,07
20/08/08	21.455.441,07	120.203.038,00	141.658.479,07
20/09/08	21.455.441,07	-	21.455.441,07
20/10/08	21.455.441,07	-	21.455.441,07
20/11/08	21.455.441,07	120.203.038,00	141.658.479,07
20/12/08	21.455.441,07	-	21.455.441,07
20/01/09	21.455.441,07	-	21.455.441,07
20/02/09	21.455.441,07	120.203.038,00	141.658.479,07
20/03/09	19.382.229,47	-	19.382.229,47
20/04/09	19.382.229,47	-	19.382.229,47
20/05/09	19.382.229,47	107.516.712,40	126.898.941,87
20/06/09	19.382.229,47	-	19.382.229,47
20/07/09	19.382.229,47	-	19.382.229,47
20/08/09	19.382.229,47	107.516.712,40	126.898.941,87
20/09/09	19.382.229,47	-	19.382.229,47
20/10/09	19.382.229,47	-	19.382.229,47
20/11/09	19.382.229,47	107.516.712,40	126.898.941,87
20/12/09	19.382.229,47	-	19.382.229,47
20/01/10	19.382.229,47	-	19.382.229,47
20/02/10	19.382.229,47	107.516.712,40	126.898.941,87

20/03/10	17.662.445,20	-	17.662.445,20
20/04/10	17.662.445,20	-	17.662.445,20
20/05/10	17.662.445,20	97.838.293,60	115.500.738,80
20/06/10	17.662.445,20	-	17.662.445,20
20/07/10	17.662.445,20	-	17.662.445,20
20/08/10	17.662.445,20	97.838.293,60	115.500.738,80
20/09/10	17.662.445,20	-	17.662.445,20
20/10/10	17.662.445,20	-	17.662.445,20
20/11/10	17.662.445,20	97.838.293,60	115.500.738,80
20/12/10	17.662.445,20	-	17.662.445,20
20/01/11	17.662.445,20	-	17.662.445,20
20/02/11	17.662.445,20	97.838.293,60	115.500.738,80
20/03/11	16.061.385,07	-	16.061.385,07
20/04/11	16.061.385,07	-	16.061.385,07
20/05/11	16.061.385,07	89.349.861,20	105.411.246,27
20/06/11	16.061.385,07	-	16.061.385,07
20/07/11	16.061.385,07	-	16.061.385,07
20/08/11	16.061.385,07	89.349.861,20	105.411.246,27
20/09/11	16.061.385,07	-	16.061.385,07
20/10/11	16.061.385,07	-	16.061.385,07
20/11/11	16.061.385,07	89.349.861,20	105.411.246,27
20/12/11	16.061.385,07	-	16.061.385,07
20/01/12	16.061.385,07	-	16.061.385,07
20/02/12	16.061.385,07	89.349.861,20	105.411.246,27
20/03/12	14.322.385,33	-	14.322.385,33
20/04/12	14.322.385,33	-	14.322.385,33
20/05/12	14.322.385,33	77.408.821,20	91.731.206,53
20/06/12	14.322.385,33	-	14.322.385,33
20/07/12	14.322.385,33	-	14.322.385,33
20/08/12	14.322.385,33	77.408.821,20	91.731.206,53
20/09/12	14.322.385,33	-	14.322.385,33
20/10/12	14.322.385,33	-	14.322.385,33
20/11/12	14.322.385,33	77.408.821,20	91.731.206,53
20/12/12	14.322.385,33	-	14.322.385,33
20/01/13	14.322.385,33	-	14.322.385,33
20/02/13	14.322.385,33	77.408.821,20	91.731.206,53
20/03/13	12.691.815,73	-	12.691.815,73
20/04/13	12.691.815,73	-	12.691.815,73
20/05/13	12.691.815,73	65.070.432,80	77.762.248,53
20/06/13	12.691.815,73	-	12.691.815,73
20/07/13	12.691.815,73	-	12.691.815,73
20/08/13	12.691.815,73	65.070.432,80	77.762.248,53
20/09/13	12.691.815,73	-	12.691.815,73
20/10/13	12.691.815,73	-	12.691.815,73
20/11/13	12.691.815,73	65.070.432,80	77.762.248,53
20/12/13	12.691.815,73	-	12.691.815,73
20/01/14	12.691.815,73	-	12.691.815,73
20/02/14	12.691.815,73	65.070.432,80	77.762.248,53
20/03/14	10.978.894,13	-	10.978.894,13
20/04/14	10.978.894,13	-	10.978.894,13
20/05/14	10.978.894,13	58.756.093,20	69.734.987,33
20/06/14	10.978.894,13	-	10.978.894,13
20/07/14	10.978.894,13	-	10.978.894,13
20/08/14	10.978.894,13	58.756.093,20	69.734.987,33
20/09/14	10.978.894,13	-	10.978.894,13
20/10/14	10.978.894,13	-	10.978.894,13
20/11/14	10.978.894,13	58.756.093,20	69.734.987,33
20/12/14	10.978.894,13	-	10.978.894,13
20/01/15	10.978.894,13	-	10.978.894,13
20/02/15	10.978.894,13	58.756.093,20	69.734.987,33
20/03/15	8.488.432,40	-	8.488.432,40
20/04/15	8.488.432,40	-	8.488.432,40
20/05/15	8.488.432,40	45.841.240,80	54.329.673,20
20/06/15	8.488.432,40	-	8.488.432,40
20/07/15	8.488.432,40	-	8.488.432,40
20/08/15	8.488.432,40	45.841.240,80	54.329.673,20
20/09/15	8.488.432,40	-	8.488.432,40
20/10/15	8.488.432,40	-	8.488.432,40
20/11/15	8.488.432,40	45.841.240,80	54.329.673,20
20/12/15	8.488.432,40	-	8.488.432,40

20/01/16	8.488.432,40	-	8.488.432,40
20/02/16	8.488.432,40	45.841.240,80	54.329.673,20
20/03/16	7.847.459,33	-	7.847.459,33
20/04/16	7.847.459,33	-	7.847.459,33
20/05/16	7.847.459,33	46.129.472,80	53.976.932,13
20/06/16	7.847.459,33	-	7.847.459,33
20/07/16	7.847.459,33	-	7.847.459,33
20/08/16	7.847.459,33	46.129.472,80	53.976.932,13
20/09/16	7.847.459,33	-	7.847.459,33
20/10/16	7.847.459,33	-	7.847.459,33
20/11/16	7.847.459,33	46.129.472,80	53.976.932,13
20/12/16	7.847.459,33	-	7.847.459,33
20/01/17	7.847.459,33	-	7.847.459,33
20/02/17	7.847.459,33	46.129.472,80	53.976.932,13
20/03/17	7.146.781,07	-	7.146.781,07
20/04/17	7.146.781,07	-	7.146.781,07
20/05/17	7.146.781,07	41.565.113,20	48.711.894,27
20/06/17	7.146.781,07	-	7.146.781,07
20/07/17	7.146.781,07	-	7.146.781,07
20/08/17	7.146.781,07	41.565.113,20	48.711.894,27
20/09/17	7.146.781,07	-	7.146.781,07
20/10/17	7.146.781,07	-	7.146.781,07
20/11/17	7.146.781,07	41.565.113,20	48.711.894,27
20/12/17	7.146.781,07	-	7.146.781,07
20/01/18	7.146.781,07	-	7.146.781,07
20/02/18	7.146.781,07	41.565.113,20	48.711.894,27
20/03/18	6.370.613,47	-	6.370.613,47
20/04/18	6.370.613,47	-	6.370.613,47
20/05/18	6.370.613,47	38.159.858,00	44.530.471,47
20/06/18	6.370.613,47	-	6.370.613,47
20/07/18	6.370.613,47	-	6.370.613,47
20/08/18	6.370.613,47	38.159.858,00	44.530.471,47
20/09/18	6.370.613,47	-	6.370.613,47
20/10/18	6.370.613,47	-	6.370.613,47
20/11/18	6.370.613,47	38.159.858,00	44.530.471,47
20/12/18	6.370.613,47	-	6.370.613,47
20/01/19	6.370.613,47	-	6.370.613,47
20/02/19	6.370.613,47	38.159.858,00	44.530.471,47
20/03/19	3.887.700,67	-	3.887.700,67
20/04/19	3.887.700,67	-	3.887.700,67
20/05/19	3.887.700,67	25.032.949,20	28.920.649,87
20/06/19	3.887.700,67	-	3.887.700,67
20/07/19	3.887.700,67	-	3.887.700,67
20/08/19	3.887.700,67	25.032.949,20	28.920.649,87
20/09/19	3.887.700,67	-	3.887.700,67
20/10/19	3.887.700,67	-	3.887.700,67
20/11/19	3.887.700,67	25.032.949,20	28.920.649,87
20/12/19	3.887.700,67	-	3.887.700,67
20/01/20	3.887.700,67	-	3.887.700,67
20/02/20	3.887.700,67	25.032.949,20	28.920.649,87
20/03/20	914.793,47		914.793,47
20/04/20	914.793,47		914.793,47
20/05/20	914.793,47	14.411,60	929.205,07
20/06/20	914.793,47	-	914.793,47
20/07/20	914.793,47		914.793,47
20/08/20	914.793,47	14.411,60	929.205,07
20/09/20	914.793,47	-	914.793,47
20/10/20	914.793,47		914.793,47
20/11/20	914.793,47	14.411,60	929.205,07
20/12/20	914.793,47	-	914.793,47
20/01/21	914.793,47	-	914.793,47
20/02/21	914.793,47	14.411,60	929.205,07
TOTAL	3.918.704.626,06	6.915.903.313,14	10.834.607.939,20

NOTA TÉCNICA GOP 2018 / No. 12 **Rio de Janeiro, 31 de janeiro de 2018.**

Assunto: **Relatório mensal referente à transferência de recursos para Contas das séries 2014-1, 2014-2 e 2014-3 da Operação financeira externa repassado pelo banco estruturador da operação – Banco do Brasil em Janeiro de 2018.**

As Operações Financeiras realizadas em Junho de 2014 e Novembro de 2014 produziram as seguintes séries de títulos emitidos pela Rio Oil Trust:

a) Séries 2014-1 de US$ 2.000.000.000,00 a 9,25% até 2024;

b) Série 2014-2 de R$ 1.440.000.000,00 a 19,25% até 2022 e;

c) Série 2014-3 de US$ 1.100.000.000,00 a 9,75% até 2027.

A taxa de câmbio utilizada para a consecução desse relatório foi de R$ 3,1965.

Fundo Único de Previdência Social do Estado do Rio de Janeiro – Rioprevidência
Sede Administrativa: Rua da Quitanda n° 106 – Centro – Rio de Janeiro – RJ – CEP 20091-005
Telefone: 2332-5757

1. Distribuição das Receitas de Royalties e Participações Especiais recebidas em Janeiro de 2018.

DATA	22/01/2018	1-2018
R$/U$	3,1965	Total
Receitas do Petróleo do RJ e Receitas de Direitos do Petróleo do RJ	**279.993.178,44**	**279.993.178,44**
Royalties - até 5% (Lei 7.990/89)	161.026.629,66	161.026.629,66
Royalties - maior que 5% (Lei 9.478/97)	118.274.531,54	118.274.531,54
Participações Especiais (Lei nº 9.478 de 06 de agosto de 1997)	-	-
FEP (Fundo Especial de Petróleo) - Lei n. 7.990 e Lei n. 9.478	692.017,24	692.017,24
Retenções das Receitas do Petróleo Devidas pelo RJ	**262.114.705,82**	**262.114.705,82**
PASEP	2.799.931,78	2.799.931,78
FECAM	28.225.080,19	28.225.080,19
Municípios do RJ	39.854.090,83	39.854.090,83
Ajuste PRÉ-sal (FECAM / FISED)	-	-
Governo Federal Brasileiro (Acordo assinado em 29 de outubro de 1999)	191.235.603,02	191.235.603,02
Conta B (Decreto Estadual Nº 43.783 de 12 Setembro de 2012)	-	-
Valor líquido transferido para a Conta de Arrecadação	**17.878.472,62**	**17.878.472,62**
Excesso nas contas de transação	**-**	**-**
Despesas Tributárias	**17.803.776,66**	**17.803.776,66**
Balanço	**74.695,96**	**74.695,96**
Despesas da Rio Petróleo S/A	**74.695,9**	**74.695,96**
Despesas da Rio Oil Finance Trust	**-**	**-**
Despesas com o Agente Colateral	**-**	**-**
Despesas com o Servicer	**-**	**-**
Despesas com o Bond administrator	**-**	**-**
Waterfall - Balanço das Transferências	**-**	**-**
Subcontas - Juros Sênior	**-**	**-**
Subcontas - Principal Sênior Agendado	**-**	**-**
Contas Reservas do Serviço da Dívida	**-**	**-**
Contas de Liquidez	**-**	**-**
Subcontas - Principal Sênior Acelerado	**-**	**-**
Subcontas - Juros em Excesso Sênior	**-**	**-**
Subcontas - Principal em Excesso Sênior Agendado	**-**	**-**
Subcontas - Principal em Excesso Sênior Acelerado	**-**	**-**
Evento Gatilho	**-**	**-**
Evento "Waiver"	**-**	**-**
Rioprevidência	**-**	**-**
Total das Despesa da Operação	**17.878.472,62**	**17.878.472,62**

2. Conclusão:

Do total de **R$ 279.993.178,44** recebidos em R&PE, **R$ 262.114.705,82** forma destinados as deduções legais, **R$ 17.878.472,62** foram direcionados às despesas com a operação internacional (Despesas Tributária, Despesas da Rio Petróleo S/A, Despesas da Rio Oil Finance Trust, Despesas com o Agente Colateral, Despesas com o Servicer, Despesas com o Bond administrator, Subcontas - Juros Sênior, Subcontas - Principal Sênior Agendado, Contas Reservas do Serviço da Dívida, Conta de Liquidez, Subcontas - Principal Sênior Acelerado, Subcontas - Juros em Excesso Sênior, Subcontas - Principal em Excesso Sênior Agendado, Subcontas - Principal em Excesso Sênior Acelerado, Evento Gatilho, Evento "Waiver"). Portanto, não restou recursos líquidos ao Rioprevidência.

Cabe ressaltar que as prioridades nas transferências das despesas tributárias, das despesas com a Rio Petróleo e *Rio Oil Trust*, bem como as características qualitativas de cada uma das despesas elencadas nos relatórios de transferência do Banco do Brasil S.A foram previamente acordadas no *Offering Memorandum*, que designou os termos contratuais para a emissão das Séries 2014-1, sua colateral 2014-2 e a Série 2014-3, bem como os pormenores das despesas relacionadas à operação, especificados em detalhes no *Sumary of Terms*.

Nicholas Ribeiro da Costa Cardoso
Especialista em Previdência Social
ID. 4434581-0

De acordo,

Rodrigo Martins
Coordenador de Planejamento

Kelli Manhães Pessanha
Gerente de Operações

Reges Moisés dos Santos

Diretor Presidente

Governo do Estado do Rio de Janeiro
Secretaria de Estado de Planejamento e Gestão
Fundo Único de Previdência Social do Estado do Rio de Janeiro – Rioprevidência

NOTA TÉCNICA GOP 2018 / No. 32 **Rio de Janeiro, 27 de Fevereiro de 2018.**

Assunto: **Relatório mensal referente à transferência de recursos para Contas das séries 2014-1, 2014-2 e 2014-3 da Operação financeira externa repassado pelo banco estruturador da operação – Banco do Brasil em Fevereiro de 2018.**

As Operações Financeiras realizadas em Junho de 2014 e Novembro de 2014 produziram as seguintes séries de títulos emitidos pela Rio Oil Trust:

a) Séries 2014-1 de US$ 2.000.000.000,00 a 6,25% até 2024;

b) Série 2014-2 de R$ 1.440.000.000,00 a 16,25% até 2022 e;

c) Série 2014-3 de US$ 1.100.000.000,00 a 6,75% até 2027.

A taxa de câmbio utilizada para a consecução desse relatório foi de R$ 3,2510 e R$ 3,2560.

Fundo Único de Previdência Social do Estado do Rio de Janeiro – Rioprevidência
Sede Administrativa: Rua da Quitanda n° 106 – Centro – Rio de Janeiro – RJ – CEP 20091-005
Telefone: 2332-5757

1. Receita de Royalties e Participações Especiais recebidas em Fevereiro de 2018.

1.1. Transferência em 19/02/2018

a) R&PE

Receitas do Petróleo do RJ e Receitas de Direitos do Petróleo do RJ	Valor
Royalties - até 5% (Lei 7.990/89)	R$ 0,00
Royalties - maior que 5% (Lei 9.478/97)	R$ 0,00
Participações Especiais (Lei nº 9.478 de 06 de agosto de 1997)	R$ 1.635.118.756,40
FEP (Fundo Especial de Petróleo) - Lei n. 7.990 e Lei n. 9.478	R$ 0,00
Total transferido para a Conta Dedicada às Receitas do Petróleo do RJ	**R$ 1.635.118.756,40**

b) Deduções Obrigatórias

Retenções das Receitas do Petróleo Devidas pelo RJ	Valor
PASEP	-R$ 16.351.187,56
FECAM	-R$ 90.893.274,77
Municípios do RJ	R$ 0,00
Governo Federal Brasileiro (Acordo assinado em 29 de outubro de 1999)	-R$ 723.645.463,36
Conta B (Decreto Estadual Nº 43.783 de 12 Setembro de 2012)	R$ 0,00
Total de Retenções da Receita do Petróleo do RJ	**-R$ 830.889.925,69**

c) Líquido à Conta de Reserva

Receitas Cedidas do Petróleo e Receitas Cedidas dos Direitos do Petróleo	Valor
Receitas do Petróleo do RJ e Receitas de Direitos do Petróleo do RJ	R$ 1.635.118.756,40
Retenções das Receitas do Petróleo Devidas pelo RJ	-R$ 830.889.925,69
Valor líquido transferido para a Conta de Arrecadação	**R$ 804.228.830,71**

1.2. Transferência em 23/02/2018

d) R&PE

Receitas do Petróleo do RJ e Receitas de Direitos do Petróleo do RJ	Valor
Royalties - até 5% (Lei 7.990/89)	R$ 163.631.228,53
Royalties - maior que 5% (Lei 9.478/97)	R$ 119.877.315,03
Participações Especiais (Lei nº 9.478 de 06 de agosto de 1997)	R$ 0,00
FEP (Fundo Especial de Petróleo) - Lei n. 7.990 e Lei n. 9.478	R$ 737.175,31
Total transferido para a Conta Dedicada às Receitas do Petróleo do RJ	**R$ 284.245.718,87**

e) Deduções Obrigatórias

Retenções das Receitas do Petróleo Devidas pelo RJ	**Valor**
PASEP	-R$ 2.842.457,18
FECAM	R$ 0,00
Municípios do RJ	-R$ 40.498.729,06
Governo Federal Brasileiro (Acordo assinado em 29 de outubro de 1999)	R$ 0,00
Conta B (Decreto Estadual Nº 43.783 de 12 Setembro de 2012)	R$ 0,00
Total de Retenções da Receita do Petróleo do RJ	**-R$ 43.341.186,24**

f) Líquido à Conta de Reserva

Receitas Cedidas do Petróleo e Receitas Cedidas dos Direitos do Petróleo	**Valor**
Receitas do Petróleo do RJ e Receitas de Direitos do Petróleo do RJ	R$ 284.245.718,87
Retenções das Receitas do Petróleo Devidas pelo RJ	-R$ 43.341.186,24
Valor líquido transferido para a Conta de Arrecadação	**R$ 240.904.532,63**

Despesas elencadas no Relatório de Transferência do BB no dia 19 de Fevereiro de 2018

		Câmbio	$ 3,2510
Despesas com a Remuneração transferidas 19/02/2018			
N.	**Item**	**Valor $**	**Valor R$**
4	para a Subconta de Amortização Programada do Principal da Série 2014-1	$ 27.820.546,12	R$ 90.444.595,44
5	para a Subconta de Amortização Programada do Principal da Série 2014-2	$ 5.764.991,49	R$ 18.741.987,33
6	para a Subconta de Amortização Programada do Principal da Série 2014-3	$ 3.015.136,00	R$ 9.802.207,14
7	para a Conta Reserva da Remuneração 2014-1	$ 21.325.213,93	R$ 69.328.270,49
8	para a Conta Reserva de Serviço Especial Série 2014-2	$ 2.130.849,27	R$ 6.927.390,98
9	para a Conta Reserva da Remuneração 2014-3	$ 7.937.225,96	R$ 25.803.921,60
24	para a Conta Reserva de Evento de Gatilho	$ 97.612.352,71	R$ 317.337.758,66
25	para a Conta Especial de Reserva para Evento de Gatilho da Remuneração	$ 7.459.097,78	R$ 24.249.526,88
Total		**$ 173.065.413,26**	**R$ 562.635.658,51**

			Câmbio	$ 3,2510
N.	**DESPESAS COM TRIBUTAÇÃO DE 19/02/2018**		**US$**	**R$**
1	IOF Renda enviada para fora do País (0,38%)	**0,38%**	$ 599.299,80	R$ 1.948.323,65
3	IRRF Sobre Despesa da Emissora (15%)		$ 1.896.183,30	R$ 6.164.491,91
5	IRRF sobre Fundo tranferido da Conta de Reserva de Liquidez		$ 1.770.378,22	R$ 5.755.499,59
Total			**$ 4.265.861,32**	**R$ 13.868.315,15**

Total	**R$ 576.503.973,66**

Despesas elencadas no Relatório de Transferência do BB no dia 23 de Fevereiro de 2018

Despesas da RioPetroleo transferidas em 23/02/2018				
N.				Valor
1	CETIP			R$ 10.068,23
2	Oliveira Trust			R$ 37.605,62
3	Banco do Brasil S/A (Serviço relacionadao a Receber o pgto da Rio Petróleo e distribuir para os debenturistas)			R$ 5.713,58
4	Banco do Brasil S/A (Serviços relacionados às garantias em nome dos debenturistas) + Impostos e contribuições			R$ 3.927,02
5	RioPrevidência (Despesas com Aluguel)			R$ 736,23
6	Remun. da Dir. da RioPetróleo			R$ 15.925,00
9	Audipec - Auditoria e Perícia Contábil SS			R$ 33.000,00
14	Junta Comercial do Estado do Rio de Janeiro			R$ 591,00
17	Martins Antunes & Vilela Sociedade de Advogados			R$ 16.100,00
Total				R$ 123.666,68
Taxa	Taxa sobre a Receita da Cia Securitizadora	R$ 123.666,68	4,65%	R$ 6.030,94
Total				R$ 129.697,62

		Câmbio	$ 3,2560
Despesas com a Remuneração transferidas 23/02/2018			
N.	Item	Valor $	Valor R$
24	para a Conta Reserva de Evento de Gatilho	$ 41.132.493,57	R$ 133.927.399,06
25	para a Conta Especial de Reserva para Evento de Gatilho da Remuneração	$ 3.138.333,78	R$ 10.218.414,79
Total		$ 44.270.827,35	R$ 144.145.813,85

			Câmbio	$ 3,2560
N.	DESPESAS COM TRIBUTAÇÃO DE 23/02/2018		US$	R$
1	IOF Renda enviada para fora do País (0,38%)	0,38%	$ 156.303,48	R$ 508.924,13
2	IRRF Sobre Despesa da Cia Securitizadora (15%)		$ 7.029,43	R$ 22.887,82
Total			$ 163.332,91	R$ 531.811,95

Total	R$ 144.807.323,43

2. Conclusão:

Do total de **R$ 1.919.364.475,27** recebidos em R&PE, foram transferidos **R$ 1.045.133.363,34** para a Conta de Arrecadação. Deduzidas as despesas com a operação, restou líquido ao Rioprevidência o valor de **R$ 323.822.066,26.**

As despesas da operação no mês de fevereiro totalizaram **R$ 721.311.297,08**.

Cabe ressaltar que as prioridades nas transferências das despesas tributárias, das despesas com a Rio Petróleo e *Rio Oil Trust*, bem como as características qualitativas de cada uma das despesas elencadas nos relatórios de transferência do Banco do Brasil S.A foram previamente acordadas no *Offering Memorandum*, que designou os termos contratuais para a emissão das Séries 2014-1, sua colateral 2014-2 e a Série 2014-3, bem como os pormenores das despesas relacionadas à operação, especificados em detalhes no *Sumary of Terms.*

Pedro Daflon Fraiz
Especialista em Previdência Social
ID. 5076398-9

Nicholas Ribeiro da Costa Cardoso
Especialista em Previdência Social
ID. 4434581-0

De acordo,

Rodrigo Martins
Coordenador de Planejamento

Kelli Manhães Pessanha
Gerente de Operações

Reges Moisés dos Santos
Diretor Presidente

Governo do Estado do Rio de Janeiro
Secretaria de Estado de Planejamento e Gestão
Fundo Único de Previdência Social do Estado do Rio de Janeiro – Rioprevidência

NOTA TÉCNICA GOP 2018 / No. 35 **Rio de Janeiro, 27 de Março de 2018.**

Assunto: **Relatório mensal referente à transferência de recursos para Contas das séries 2014-1, 2014-2 e 2014-3 da Operação financeira externa repassado pelo banco estruturador da operação – Banco do Brasil em Março de 2018.**

As Operações Financeiras realizadas em Junho de 2014 e Novembro de 2014 produziram as seguintes séries de títulos emitidos pela Rio Oil Trust:

a) Séries 2014-1 de US$ 2.000.000.000,00 a 6,25% até 2024;

b) Série 2014-2 de R$ 1.440.000.000,00 a 16,25% até 2022 e;

c) Série 2014-3 de US$ 1.100.000.000,00 a 6,75% até 2027.

A taxa de câmbio utilizada para a consecução desse relatório foi de R$ 3,247 e R$ 3.3080.

Fundo Único de Previdência Social do Estado do Rio de Janeiro – Rioprevidência
Sede Administrativa: Rua da Quitanda n° 106 – Centro – Rio de Janeiro – RJ – CEP 20091-005
Telefone: 2332-5757

1. Receita de Royalties e Participações Especiais recebidas em Março de 2018.

1.1. Transferência em 12/03/2018

a) R&PE

Receitas do Petróleo do RJ e Receitas de Direitos do Petróleo do RJ	Valor
Royalties - até 5% (Lei 7.990/89)	R$ 0,00
Royalties - maior que 5% (Lei 9.478/97)	R$ 0,00
Participações Especiais (Lei nº 9.478 de 06 de agosto de 1997)	R$ 201.077.526,51
FEP (Fundo Especial de Petróleo) - Lei n. 7.990 e Lei n. 9.478	R$ 0,00
Total transferido para a Conta Dedicada às Receitas do Petróleo do RJ	**R$ 201.077.526,51**

b) Deduções Obrigatórias

Retenções das Receitas do Petróleo Devidas pelo RJ	Valor
PASEP	-R$ 2.010.775,26
FECAM	R$ 0,00
Municípios do RJ	R$ 0,00
Governo Federal Brasileiro (Acordo assinado em 29 de outubro de 1999)	R$ 0,00
Conta B (Decreto Estadual Nº 43.783 de 12 Setembro de 2012)	R$ 0,00
Total de Retenções da Receita do Petróleo do RJ	**-R$ 2.010.775,26**

c) Líquido à Conta de Reserva

Receitas Cedidas do Petróleo e Receitas Cedidas dos Direitos do Petróleo	Valor
Receitas do Petróleo do RJ e Receitas de Direitos do Petróleo do RJ	R$ 201.077.526,51
Retenções das Receitas do Petróleo Devidas pelo RJ	-R$ 2.010.775,26
Valor líquido transferido para a Conta de Arrecadação	**R$ 199.066.751,25**

1.2. Transferência em 21/03/2018

a) R&PE

Receitas do Petróleo do RJ e Receitas de Direitos do Petróleo do RJ	Valor
Royalties - até 5% (Lei 7.990/89)	R$ 176.657.908,52
Royalties - maior que 5% (Lei 9.478/97)	R$ 129.646.858,01
Participações Especiais (Lei nº 9.478 de 06 de agosto de 1997)	R$ 0,00
FEP (Fundo Especial de Petróleo) - Lei n. 7.990 e Lei n. 9.478	R$ 0,00
Total transferido para a Conta Dedicada às Receitas do Petróleo do RJ	**R$ 306.304.766,53**

b) Deduções Obrigatórias

Retenções das Receitas do Petróleo Devidas pelo RJ	Valor
PASEP	-R$ 3.063.047,66
FECAM	R$ 0,00
Municípios do RJ	-R$ 43.722.832,36
Governo Federal Brasileiro (Acordo assinado em 29 de outubro de 1999)	R$ 0,00
Conta B (Decreto Estadual Nº 43.783 de 12 Setembro de 2012)	R$ 0,00
Total de Retenções da Receita do Petróleo do RJ	**-R$ 46.785.880,02**

c) Líquido à Conta de Reserva

Receitas Cedidas do Petróleo e Receitas Cedidas dos Direitos do Petróleo	Valor
Receitas do Petróleo do RJ e Receitas de Direitos do Petróleo do RJ	R$ 306.304.766,53
Retenções das Receitas do Petróleo Devidas pelo RJ	-R$ 46.785.880,02
Valor líquido transferido para a Conta de Arrecadação	**R$ 259.518.886,51**

Despesas elencadas no Relatório de Transferência do BB no dia 12 de Março de 2018

		Câmbio	$ 3,2470
Despesas com a Remuneração transferidas 12/03/2018			
N.	**Item**	**Valor $**	**Valor R$**
24	para a Conta Reserva de Evento de Gatilho	$ 34.098.158,13	R$ 110.716.719,45
25	para a Conta Especial de Reserva para Evento de Gatilho da Remuneração	$ 2.608.838,06	R$ 8.470.897,18
Total		**$ 36.706.996,19**	**R$ 119.187.616,63**

			Câmbio	$ 3,2470
N.	**DESPESAS COM TRIBUTAÇÃO DE 12/03/2018**		**US$**	**R$**
1	IOF Renda enviada para fora do País (0,38%)	0,38%	$ 129.753,00	R$ 420.723,53
Total			**$ 129.753,00**	**R$ 420.723,53**

Total	**R$ 119.608.340,16**

Despesas elencadas no Relatório de Transferência do BB no dia 21 de Março de 2018

Despesas da RioPetroleo transferidas em 21/03/2018				
N.				**Valor**
1	CETIP			R$ 10.177,11
2	Oliveira Trust			R$ 37.605,62
3	Banco do Brasil S/A (Serviço relacionadao a Receber o pgto da Rio Petróleo e distribuir para os debenturistas)			R$ 5.713,58
4	Banco do Brasil S/A (Serviços relacionados às garantias em nome dos debenturistas) + Impostos e contribuições			R$ 3.927,02
5	RioPrevidência (Despesas com Aluguel)			R$ 736,23
6	Remun. da Dir. da RioPetróleo			R$ 15.925,00
17	Martins Antunes & Vilela Sociedade de Advogados			R$ 13.890,00
19	BDO RCS Controladoria e Contabilidade Ltda			R$ 9.193,47
Total				**R$ 97.168,03**
Taxa	**Taxa sobre a Receita da Cia Securitizadora**	**R$ 97.168,03**	**0,9535**	**R$ 4.738,66**
Total				**R$ 101.906,69**

		Câmbio	$ 3,3080
Despesas com a Remuneração transferidas 21/03/2018			
N.	**Item**	**Valor $**	**Valor R$**
7	para a Conta Reserva da Remuneração 2014-1	$ 46.062.040,98	R$ 152.373.231,56
8	para a Conta Reserva de Serviço Especial Série 2014-2	$ 10.665.977,47	R$ 35.283.053,47
9	para a Conta Reserva da Remuneração 2014-3	$ 21.431.165,25	R$ 70.894.294,65
Total		**$ 78.159.183,70**	**R$ 258.550.579,68**

			Câmbio	$ 3,3080
N.	**DESPESAS COM TRIBUTAÇÃO DE 21/03/2018**		**US$**	**R$**
1	IOF Renda enviada para fora do País (0,38%)	0,38%	$ 256.474,18	R$ 848.416,59
2	IRRF Sobre Despesa da Cia Securitizadora (15%)		$ 5.436,38	R$ 17.983,55
Total			**$ 261.910,56**	**R$ 866.400,13**

Total	**R$ 259.518.886,50**

2. Conclusão:

Do total de **R$ 507.382.293,04 r**ecebidos em R&PE, foram transferidos **R$ 458.585.637,75** para a Conta de Arrecadação. Deduzidas as despesas com a operação, restou líquido ao Rioprevidência o valor de **R$ 79.458.411,09.**

As despesas da operação no mês de março totalizaram **R$ 381.869.870,58**, valor que inclui a despesa total do mês constante do presente relatório (**R$ 379.127.226,66**) – baseados nos relatórios Tranfer Report do Banco do Brasil das datas de 12/03 e 21/03 – somadas ao valor de **R$ 2.742.643,92** referentes aos valores de FEP (**R$ 771.667,11**) – que consta do demonstrativo da SEFAZ do dia 23/03, no processo de nº E-04/161/515/2018) e Royalties (**R$ 1.970.976,80**) – que consta do demonstrativo da SEFAZ do dia 29/03, no processo de nº E-04/161/515/2018. Estes últimos valores foram inteiramente consumidos com despesas da operação e não foram informados nos relatórios Tranfer Report do Banco do Brasil do mês de março devido a diferença de datas da confecção dos referidos relatórios em relação aos demonstrativos da SEFAZ.

Cabe ressaltar que as prioridades nas transferências das despesas tributárias, das despesas com a Rio Petróleo e *Rio Oil Trust*, bem como as características qualitativas de cada uma das despesas elencadas nos relatórios de transferência do Banco do Brasil S.A foram previamente acordadas no *Offering Memorandum*, que designou os termos contratuais para a emissão das Séries 2014-1, sua colateral 2014-2 e a Série 2014-3, bem como os pormenores das despesas relacionadas à operação, especificados em detalhes no *Sumary of Terms.*

Pedro Daflon Fraiz
Especialista em Previdência Social
ID. 5076398-9

Nicholas Ribeiro da Costa Cardoso
Especialista em Previdência Social
ID. 4434581-0

De acordo,

Rodrigo Martins
Coordenador de Planejamento

Kelli Manhães Pessanha
Gerente de Operações

Reges Moisés dos Santos
Diretor Presidente

Governo do Estado do Rio de Janeiro
Secretaria de Estado de Planejamento e Gestão
Fundo Único de Previdência Social do Estado do Rio de Janeiro – Rioprevidência

NOTA TÉCNICA GOP 2018 / No. 44 **Rio de Janeiro, 26 de Abril de 2018.**

Assunto: **Relatório mensal referente à transferência de recursos para Contas das séries 2014-1, 2014-2 e 2014-3 da Operação financeira externa repassado pelo banco estruturador da operação – Banco do Brasil em Abril de 2018.**

As Operações Financeiras realizadas em Junho de 2014 e Novembro de 2014 produziram as seguintes séries de títulos emitidos pela Rio Oil Trust:

a) Séries 2014-1 de US$ 2.000.000.000,00 a 6,25% até 2024;

b) Série 2014-2 de R$ 1.440.000.000,00 a 16,25% até 2022 e;

c) Série 2014-3 de US$ 1.100.000.000,00 a 6,75% até 2027.

A taxa de câmbio utilizada para a consecução desse relatório foi de R$ 3,3154 e R$ 3,3904.

Fundo Único de Previdência Social do Estado do Rio de Janeiro – Rioprevidência
Sede Administrativa: Rua da Quitanda n° 106 – Centro – Rio de Janeiro – RJ – CEP 20091-005
Telefone: 2332-5757

1. Receita de Royalties e Participações Especiais recebidas em Abril de 2018.

1.1. Transferência em 04/04/2018

a) R&PE

Receitas do Petróleo do RJ e Receitas de Direitos do Petróleo do RJ	Valor
Royalties - até 5% (Lei 7.990/89)	R$ 1.342.254,70
Royalties - maior que 5% (Lei 9.478/97)	R$ 984.194,62
Participações Especiais (Lei nº 9.478 de 06 de agosto de 1997)	R$ 0,00
FEP (Fundo Especial de Petróleo) - Lei n. 7.990 e Lei n. 9.478	R$ 779.461,72
Total transferido para a Conta Dedicada às Receitas do Petróleo do RJ	**R$ 3.105.911,04**

b) Deduções Obrigatórias

Retenções das Receitas do Petróleo Devidas pelo RJ	Valor
PASEP	-R$ 31.059,09
FECAM	R$ 0,00
Municípios do RJ	-R$ 332.208,04
Governo Federal Brasileiro (Acordo assinado em 29 de outubro de 1999)	R$ 0,00
Conta B (Decreto Estadual Nº 43.783 de 12 Setembro de 2012)	R$ 0,00
Total de Retenções da Receita do Petróleo do RJ	**-R$ 363.267,13**

c) Líquido à Conta de Reserva

Receitas Cedidas do Petróleo e Receitas Cedidas dos Direitos do Petróleo	Valor
Receitas do Petróleo do RJ e Receitas de Direitos do Petróleo do RJ	R$ 3.105.911,04
Retenções das Receitas do Petróleo Devidas pelo RJ	-R$ 363.267,13
Valor líquido transferido para a Conta de Arrecadação	**R$ 2.742.643,91**

1.2. Transferência em 23/04/2018

a) R&PE

Receitas do Petróleo do RJ e Receitas de Direitos do Petróleo do RJ	Valor
Royalties - até 5% (Lei 7.990/89)	R$ 150.520.197,54
Royalties - maior que 5% (Lei 9.478/97)	R$ 110.565.863,56
Participações Especiais (Lei nº 9.478 de 06 de agosto de 1997)	R$ 0,00
FEP (Fundo Especial de Petróleo) - Lei n. 7.990 e Lei n. 9.478	R$ 0,00
Total transferido para a Conta Dedicada às Receitas do Petróleo do RJ	**R$ 261.086.061,10**

b) Deduções Obrigatórias

Retenções das Receitas do Petróleo Devidas pelo RJ	Valor
PASEP	R$ 2.610.860,60
FECAM	R$ 0,00
Municípios do RJ	R$ 37.253.748,89
Governo Federal Brasileiro (Acordo assinado em 29 de outubro de 1999)	R$ 0,00
Conta B (Decreto Estadual Nº 43.783 de 12 Setembro de 2012)	R$ 0,00
Total de Retenções da Receita do Petróleo do RJ	**R$ 39.864.609,49**

c) Líquido à Conta de Reserva

Receitas Cedidas do Petróleo e Receitas Cedidas dos Direitos do Petróleo	Valor
Receitas do Petróleo do RJ e Receitas de Direitos do Petróleo do RJ	R$ 261.086.061,10
Retenções das Receitas do Petróleo Devidas pelo RJ	-R$ 39.864.609,49
Valor líquido transferido para a Conta de Arrecadação	**R$ 221.221.451,61**

Despesas elencadas no Relatório de Transferência do BB no dia 04 de Abril de 2018

Despesas da RioPetroleo transferidas em 04/04/2018		
N.		Valor
3	Banco do Brasil S/A (Serviço relacionadao a Receber o pgto da Rio Petróleo e distribuir para os debenturistas)	R$ 11.056,52
4	Banco do Brasil S/A (Serviços relacionados às garantias em nome dos debenturistas) + Impostos e contribuições	R$ 25.798,56
Total		R$ 36.855,08

		Câmbio	$ 3,3154
Despesas com a Remuneração transferidas 04/04/2018			
N.	Item	Valor $	Valor R$
7	para a Conta Reserva de Seriço da Dívida da Série 2014-1	$ 147.432.030,37	R$ 488.796.153,48
8	para a Conta Reserva Especial de Serviço da Dívida Série 2014-2	$ 34.044.505,43	R$ 112.871.153,31
9	para a Conta Reserva de Serviço da Dívida da Série 2014-3	$ 68.595.314,89	R$ 227.420.906,97
Total		$ 250.071.850,69	R$ 829.088.213,76

			Câmbio	$ 3,3154
N.	DESPESAS COM TRIBUTAÇÃO DE 04/04/2018		US$	R$
1	IOF Renda enviada para fora do País (0,38%)	0,38%	$ 313.666,83	R$ 1.039.931,00
2	IRRF Sobre Despesa da Cia Securitizadora (15%)		$ 1.961,71	R$ 6.503,84
Total			$ 315.628,54	R$ 1.046.434,84

Total	R$ 830.171.503,68

Despesas elencadas no Relatório de Transferência do BB no dia 23 de Abril de 2018

Despesas da RioPetroleo transferidas em 23/04/2018				
N.				Valor
1	CETIP			R$ 10.305,60
3	Banco do Brasil S/A (Serviço relacionadao a Receber o pgto da Rio Petróleo e distribuir para os debenturistas)			R$ 5.713,58
4	Banco do Brasil S/A (Serviços relacionados às garantias em nome dos debenturistas) + Impostos e contribuições			R$ 3.927,02
5	RioPrevidência (Despesas com Aluguel)			R$ 736,23
6	Remun. da Dir. da RioPetróleo			R$ 15.925,00
12	Souza, Cescon, Barrieu e Flesch Sociedade de Advogados			R$ 16.194,91
Total				R$ 52.802,34
Taxa	Taxa sobre a Receita da Cia Securitizadora	R$ 52.802,34	4,65%	R$ 2.575,05
Total				R$ 55.377,39

		Câmbio	$ 3,3904
Despesas com a Remuneração transferidas 23/04/2018			
N.	Item	Valor $	Valor R$
1	para a Subconta de Remuneração da Série 2014-1	$ 30.091.356,23	R$ 102.021.734,16
2	para a Subconta de Remuneração da Série 2014-2	$ 6.664.053,10	R$ 22.593.805,63
3	para a Subconta de Remuneração da Série 2014-3	$ 19.529.550,90	R$ 66.212.989,36
Total		$ 56.284.960,23	R$ 190.828.529,15

			Câmbio	$ 3,3904
N.	DESPESAS COM TRIBUTAÇÃO DE 23/04/2018		US$	R$
1	IOF Renda enviada para fora do País (0,38%)	0,38%	$ 188.559,45	R$ 639.291,96
2	IRRF Sobre Despesa da Cia Securitizadora (15%)		$ 2.882,40	R$ 9.772,49
3	IRRF Sobre Despesa da Emissora (15%)		$ 8.756.630,67	R$ 29.688.480,62
Total			$ 8.948.072,52	R$ 30.337.545,07

Total	R$ 221.221.451,61

2. Conclusão:

Do total de **R$ 264.191.972,14** recebidos em R&PE, foram transferidos **R$ 223.964.095,52** para a Conta de Arrecadação. Considerando os demais valores transferidos de volta à Conta de Arrecadação (**R$ 821.673.778,90** proveniente das Contas de Evento de Gatilho devido ao do fim da vigência do Evento de Gatilho declarado no terceiro trimestre de 2017 e R$ **259.859.947,88** proveniente das Contas Reserva de Serviço da Dívida relativos a erros de transferência anteriores), deduzidas as obrigações referentes às contas reserva e as despesas relativas à operação externa, restou líquido ao Rioprevidência o valor de **R$ 254.111.370,85**. As despesas da operação no mês de abril totalizaram **R$ 221.877.721,23**.

Cabe ressaltar que as prioridades nas transferências das despesas tributárias, das despesas com a Rio Petróleo e *Rio Oil Trust*, bem como as características qualitativas de cada uma das despesas elencadas nos relatórios de transferência do Banco do Brasil S.A foram previamente acordadas no *Offering Memorandum*, que designou os termos contratuais para a emissão das Séries 2014-1, sua colateral 2014-2 e a Série 2014-3, bem como os pormenores das despesas relacionadas à operação, especificados em detalhes no *Sumary of Terms.*

Pedro Daflon Fraiz
Especialista em Previdência Social
ID. 5076398-9

Nicholas Ribeiro da Costa Cardoso
Especialista em Previdência Social
ID. 4434581-0

De acordo,

Rodrigo Martins
Coordenador de Planejamento

Kelli Manhães Pessanha
Gerente de Operações

Reges Moisés dos Santos
Diretor Presidente

Governo do Estado do Rio de Janeiro
Secretaria de Estado de Planejamento e Gestão
Fundo Único de Previdência Social do Estado do Rio de Janeiro – Rioprevidência

NOTA TÉCNICA GOP 2018 / No. 50 **Rio de Janeiro, 29 de Maio de 2018.**

Assunto: **Relatório mensal referente à transferência de recursos para Contas das séries 2014-1, 2014-2, 2014-3 e 2018-1 da Operação financeira externa baseado nas informações repassadas pelo banco estruturador da operação – Banco do Brasil em Maio de 2018.**

As Operações Financeiras realizadas produziram as seguintes séries de títulos emitidos pela Rio Oil Trust:

a) Séries 2014-1 de US$ 2.000.000.000,00 a 9,25% até 2024;

b) Série 2014-2 de R$ 1.440.000.000,00 a 19,25% até 2022;

c) Série 2014-3 de US$ 1.100.000.000,00 a 9,75% até 2027; e

d) Série 2018-1 de US$ 600.000.000,00 a 8,20% até 2028.

As taxas de câmbio utilizadas para a consecução desse relatório foram de R$ 3,5360, R$ 3,5970 e R$ 3,6980 nas datas de 07/05, 14/05 e 21/05, respectivamente.

Fundo Único de Previdência Social do Estado do Rio de Janeiro – Rioprevidência
Sede Administrativa: Rua da Quitanda n° 106 – Centro – Rio de Janeiro – RJ – CEP 20091-005
Telefone: 2332-5757

1. Distribuição das Receitas de Royalties e Participações Especiais recebidas em Maio de 2018.

DATA	07/05/2018	14/05/2018	21/05/2018	28/05/2018	5-2018
R$/U$	3,5360	3,5970	3,6980	3,6710	Total
Receitas do Petróleo do RJ e Receitas de Direitos do Petróleo do RJ	**662.898,58**	**1.981.859.617,24**	**287.168.655,53**	**28.659.234,56**	**2.298.350.405,91**
Royalties - até 5% (Lei 7.990/89)	-	791.946,80	165.625.692,87	-	166.417.639,67
Royalties - maior que 5% (Lei 9.478/97)	-	581.199,08	121.542.962,66	-	122.124.161,74
Participações Especiais (Lei nº 9.478 de 06 de agosto de 1997)	-	1.980.486.471,36	-	27.931.302,69	2.008.417.774,05
FEP (Fundo Especial de Petróleo) - Lei n. 7.990 e Lei n. 9.478	662.898,58	-	-	727.931,87	1.390.830,45
Retenções das Receitas do Petróleo Devidas pelo RJ	**6.628,98**	**20.014.603,00**	**43.864.045,53**	**286.591,33**	**64.171.868,84**
PASEP	6.628,98	19.818.596,16	2.871.686,54	286.591,33	22.983.503,01
FECAM	-	-	-	-	-
Municípios do RJ		196.006,84	40.992.358,99	-	41.188.365,83
Ajuste PRÉ-sal (FECAM / FISED)	-	-	-	-	-
Governo Federal Brasileiro (Acordo assinado em 29 de outubro de 1999)	-	-	-	-	-
Conta B (Decreto Estadual Nº 43.783 de 12 Setembro de 2012)	-	-	-	-	-
Valor líquido transferido para a Conta de Arrecadação	**656.269,60**	**1.961.845.014,24**	**243.304.610,00**	**28.372.643,23**	**2.234.178.537,07**
Excesso nas contas de transação	**-**	**-**	**-**	**-**	**-**
Despesas Tributárias	**100.321,25**	**20.716.780,62**	**25.963,90**	**11.017,10**	**20.854.082,87**
Balanço	**555.948,35**	**1.941.128.233,62**	**243.278.646,10**	**28.361.626,13**	**2.213.324.454,20**
Despesas da Rio Petróleo S/A	**29.526,84**	**-**	**51.878,69**	**-**	**81.405,53**
Despesas da Rio Oil Finance Trust	**-**	**10.918.577,64**	**78.383,33**	**61.114,26**	**11.058.075,23**
Despesas com o Agente Colateral	**-**	**-**	**-**	**-**	**-**
Despesas com o Servicer	**-**	**-**	**-**	**-**	**-**
Despesas com o Bond administrator	**-**	**-**	**-**	**-**	**-**
Waterfall - Balanço das Transferências	526.421,52	221.701.478,58	-	-	222.227.900,10
Subcontas - Juros Sênior	**526.421,52**	**46.448.564,36**	**-**	**-**	**46.974.985,88**
Subcontas - Principal Sênior Agendado	**-**	**175.252.914,22**	**-**	**-**	**175.252.914,22**
Contas Reservas do Serviço da Dívida	**-**	**-**	**-**	**-**	**-**
Conta de Liquidez	**-**	**-**	**-**	**-**	**-**
Subcontas - Principal Sênior Acelerado	**-**	**-**	**-**	**-**	**-**
Senior Excess Interest Subaccount	**-**	**-**	**-**	**-**	**-**
Senior Excess Scheduled Principal Subaccount	**-**	**-**	**-**	**-**	**-**
Senior Excess Accelerated Principal Subaccount	**-**	**-**	**-**	**-**	**-**
Trigger Event	**-**	**-**	**-**	**-**	**-**
Event Waiver	**-**	**-**	**-**	**-**	**-**
Rioprevidência	**-**	**1.708.508.177,41**	**243.148.384,10**	**28.300.411,87**	**1.979.956.973,38**
Total das Despesa da Operação	**656.269,61**	**253.336.836,84**	**156.225,92**	**72.131,36**	**254.221.463,73**

2. Conclusão:

Do total de **R$ 2.298.350.405,91** recebidos em R&PE, **R$ 64.171.868,84** forma destinados as deduções legais, **R$ 254.221.463,73** foram direcionados às despesas com a operação internacional (Despesas Tributária, Despesas da Rio Petróleo S/A, Despesas da Rio Oil Finance Trust, Despesas com o Agente Colateral, Despesas com o Servicer, Despesas com o Bond administrator, Subcontas - Juros Sênior, Subcontas - Principal Sênior Agendado, Contas Reservas do Serviço da Dívida, Conta de Liquidez, Subcontas - Principal Sênior Acelerado, Subcontas - Juros em Excesso Sênior, Subcontas - Principal em Excesso Sênior Agendado, Subcontas - Principal em Excesso Sênior Acelerado, Evento Gatilho, Evento "Waiver"). Portanto, restou líquido ao Rioprevidência o valor de **R$ 1.979.956.973,38**.

Contudo, os recursos relativos a FEP, **R$ 662.898,58,** distribuídos no "Transfer Report" do dia 07/05/2018, já haviam sido contabilizados, pois conforme "TABELA DEMONSTRATIVA DE CRITÉRIO DE DISTRIBUIÇÃO DO FUNDO ESPECIAL DO PETRÓLEO (FEP) DA AGÊNCIA NACIONAL DE PETRÓLEO" disponibilizada pela Secretaria de Fazenda do Estado do Rio de Janeiro (SEFAZ-RJ), aquele valor foi apurado em 26/04/2018. **Logo as despesas da operação no mês de maio, que devem ser contabilizadas somam R$ 253.565.194,13.**

Seguindo método de ponderação, já apresentado no despacho da GOP à GCO em 26 de abril de 2018, classificamos as despesas e o saldo restante para o Rioprevidência (Sponser Note) conforme as origens dos recursos de acordo com tabela abaixo:

Despesa da Operação por pro-rata da receita	**14/05/2018**	**21/05/2018**	**28/05/2018**	**5-2018**
Royalties - até 5% (Lei 7.990/89)	101.232,85	90.103,94	-	191.336,79
Royalties - maior que 5% (Lei 9.478/97)	74.293,42	66.121,99	-	140.415,41
Participações Especiais (Lei nº 9.478 de 06 de agosto de 1997)	253.161.310,57	-	70.299,25	253.231.609,82
FEP (Fundo Especial de Petróleo) - Lei n. 7.990 e Lei n. 9.478	-	-	1.832,10	1.832,10
	253.336.836,84	**156.225,92**	**72.131,36**	**253.565.194,13**

Rioprevidência (Sponser Note)	**14/05/2018**	**21/05/2018**	**28/05/2018**	**5-2018**
Royalties - até 5% (Lei 7.990/89)	682.716,16	140.236.821,85	-	140.919.538,01
Royalties - maior que 5% (Lei 9.478/97)	501.036,18	102.911.562,25	-	103.412.598,43
Participações Especiais (Lei nº 9.478 de 06 de agosto de 1997)	1.707.324.425,07	-	27.581.593,94	1.734.906.019,00
FEP (Fundo Especial de Petróleo) - Lei n. 7.990 e Lei n. 9.478	-	-	718.817,93	718.817,93
	1.708.508.177,41	**243.148.384,10**	**28.300.411,87**	**1.979.956.973,38**

Cabe ressaltar que as prioridades nas transferências das despesas tributárias, das despesas com a Rio Petróleo e *Rio Oil Trust*, bem como as características qualitativas de cada uma das despesas elencadas nos relatórios de transferência do Banco do Brasil S.A foram previamente acordadas no *Offering Memorandum*, que designou os termos contratuais para a emissão das Séries 2014-1, 2014-2, 2014-3 e 2018-1 bem como os pormenores das despesas relacionadas à operação, especificados em detalhes no *Sumary of Terms.*

Nicholas Ribeiro da Costa Cardoso
Especialista em Previdência Social
ID. 4434581-0

De acordo,

Rodrigo Martins
Coordenador de Planejamento

Kelli Manhães Pessanha
Gerente de Operações

Reges Moisés dos Santos
Diretor Presidente

Governo do Estado do Rio de Janeiro
Secretaria de Estado de Planejamento e Gestão
Fundo Único de Previdência Social do Estado do Rio de Janeiro – Rioprevidência

NOTA TÉCNICA GOP 2018 / No. 63 **Rio de Janeiro, 03 de julho de 2018.**

Assunto: **Relatório mensal referente à transferência de recursos para Contas das séries 2014-1, 2014-2, 2014-3 e 2018-1 da Operação financeira externa baseado nas informações repassadas pelo banco estruturador da operação – Banco do Brasil em Junho de 2018.**

As Operações Financeiras realizadas produziram as seguintes séries de títulos emitidos pela Rio Oil Trust:

a) Séries 2014-1 de US$ 2.000.000.000,00 a 9,25% até 2024;

b) Série 2014-2 de R$ 1.440.000.000,00 a 19,25% até 2022;

c) Série 2014-3 de US$ 1.100.000.000,00 a 9,75% até 2027; e

d) Série 2018-1 de US$ 600.000.000,00 a 8,20% até 2028.

As taxas de câmbio utilizadas para a consecução desse relatório foram de R$ 3,7044 e R$ 3,741 nas datas de 12/06 e 21/06, respectivamente.

Fundo Único de Previdência Social do Estado do Rio de Janeiro – Rioprevidência
Sede Administrativa: Rua da Quitanda n° 106 – Centro – Rio de Janeiro – RJ – CEP 20091-005
Telefone: 2332-5757

1. Distribuição das Receitas de Royalties e Participações Especiais recebidas em Junho de 2018.

DATA	12/06/2018	21/06/2018	29/06/2018	6-2018
R$/U$	3,7044	3,7410	3,8558	Total
Receitas do Petróleo do RJ e Receitas de Direitos do Petróleo do RJ	**13.526.711,48**	**323.192.852,43**	**800.331,95**	**337.519.895,86**
Royalties - até 5% (Lei 7.990/89)	572.607,43	186.301.878,84	-	186.874.486,27
Royalties - maior que 5% (Lei 9.478/97)	420.613,55	136.890.973,59	-	137.311.587,14
Participações Especiais (Lei nº 9.478 de 06 de agosto de 1997)	12.533.490,50	-	-	12.533.490,50
FEP (Fundo Especial de Petróleo) - Lei n. 7.990 e Lei n. 9.478	-	-	800.331,95	800.331,95
Retenções das Receitas do Petróleo Devidas pelo RJ	**276.987,44**	**49.314.691,64**	**8.003,31**	**49.599.682,39**
PASEP	135.267,10	3.231.928,51	8.003,31	3.375.198,92
FECAM	-	-	-	-
Municípios do RJ	141.720,34	46.082.763,13	-	46.224.483,47
Ajuste PRÉ-sal (FECAM / FISED)	-	-	-	-
Governo Federal Brasileiro (Acordo assinado em 29 de outubro de 1999)	-	-	-	-
Conta B (Decreto Estadual Nº 43.783 de 12 Setembro de 2012)	-	-	-	-
Valor líquido transferido para a Conta de Arrecadação	**13.249.724,04**	**273.878.160,79**	**792.328,64**	**287.920.213,47**
Excesso nas contas de transação	**-**	**-**	**-**	**-**
Despesas Tributárias	**-**	**71.586,79**	**-**	**71.586,79**
Balanço	**13.249.724,04**	**273.806.574,00**	**792.328,64**	**287.848.626,68**
Despesas da Rio Petróleo S/A	**-**	**45.800,90**	**-**	**45.800,90**
Despesas da Rio Oil Finance Trust	**-**	**187.050,00**	**-**	**187.050,00**
Despesas com o Agente Colateral	-	52.091,43	-	52.091,43
Despesas com o Servicer	-	48.000,00	-	48.000,00
Despesas com o Bond administrator	-	48.000,00	-	48.000,00
Waterfall - Balanço das Transferências	-	-	-	-
Subcontas - Juros Sênior	**-**	**-**	**-**	**-**
Subcontas - Principal Sênior Agendado	**-**	**-**	**-**	**-**
Contas Reservas do Serviço da Dívida	**-**	**-**	**-**	**-**
Conta de Liquidez	**-**	**-**	**-**	**-**
Subcontas - Principal Sênior Acelerado	**-**	**-**	**-**	**-**
Subcontas - Juros em Excesso Sênior	**-**	**-**	**-**	**-**
Subcontas - Principal em Excesso Sênior Agendado	**-**	**-**	**-**	**-**
Subcontas - Principal em Excesso Sênior Acelerado	**-**	**-**	**-**	**-**
Evento Gatilho	**-**	**-**	**-**	**-**
Evento "Waiver"	**-**	**-**	**-**	**-**
Rioprevidência	**13.249.724,04**	**273.425.631,67**	**792.328,64**	**287.467.684,35**
Total das Despesa da Operação	**-**	**452.529,12**	**-**	**452.529,12**

2. Conclusão:

Do total de **R$ 337.519.895,86** recebidos em R&PE, **R$ 49.599.682,39** forma destinados as deduções legais, **R$ 452.529,12** foram direcionados às despesas com a operação internacional (Despesas Tributária, Despesas da Rio Petróleo S/A, Despesas da Rio Oil Finance Trust, Despesas com o Agente Colateral, Despesas com o Servicer, Despesas com o Bond administrator, Subcontas - Juros Sênior, Subcontas - Principal Sênior Agendado, Contas Reservas do Serviço da Dívida, Conta de Liquidez, Subcontas - Principal Sênior Acelerado, Subcontas - Juros em Excesso Sênior, Subcontas - Principal em Excesso Sênior Agendado, Subcontas - Principal em Excesso Sênior Acelerado, Evento Gatilho, Evento "Waiver"). Portanto, restou líquido ao Rioprevidência o valor de **R$ 287.467.684,35**.

Os recursos relativos a FEP (**R$ 800.331,95)** distribuídos conforme "TABELA DEMONSTRATIVA DE CRITÉRIO DE DISTRIBUIÇÃO DO FUNDO ESPECIAL DO PETRÓLEO (FEP) DA AGÊNCIA NACIONAL DE PETRÓLEO", disponibilizada pela Secretaria de Fazenda do Estado do Rio de Janeiro (SEFAZ-RJ) e apurado em 22/06/2018, foram transferidos ao Rioprevidência no dia **03/07/2018**, no montante de **R$ 792.328,64** (já deduzido do valor destinado ao PASEP) e constam no "Transfer Report" do dia 29/06/2018. **Logo as despesas da operação no mês de junho, que devem ser contabilizadas somam R$ 452.529,12.**

Seguindo método de ponderação, já apresentado no despacho da GOP à GCO em 26 de abril de 2018, classificamos as despesas e o saldo restante para o Rioprevidência (Sponser Note) conforme as origens dos recursos de acordo com tabela abaixo:

Despesa da Operação por pro-rata da receita	12/06/2018	21/06/2018	29/06/2018	6-2018
Royalties - até 5% (Lei 7.990/89)	-	260.856,71	-	260.856,71
Royalties - maior que 5% (Lei 9.478/97)	-	191.672,41	-	191.672,41
Participações Especiais (Lei nº 9.478 de 06 de agosto de 1997)	-	-	-	-
FEP (Fundo Especial de Petróleo) - Lei n. 7.990 e Lei n. 9.478	-	-	-	-
	-	**452.529,12**	**-**	**452.529,12**

Rioprevidência (Sponser Note)	12/06/2018	21/06/2018	29/06/2018	6-2018
Royalties - até 5% (Lei 7.990/89)	560.882,11	157.613.971,10	-	158.174.853,21
Royalties - maior que 5% (Lei 9.478/97)	412.000,62	115.811.660,57	-	116.223.661,18
Participações Especiais (Lei nº 9.478 de 06 de agosto de 1997)	12.276.841,32	-	-	12.276.841,32
FEP (Fundo Especial de Petróleo) - Lei n. 7.990 e Lei n. 9.478	-	-	792.328,64	792.328,64
	13.249.724,04	**273.425.631,67**	**792.328,64**	**287.467.684,35**

Cabe ressaltar que as prioridades nas transferências das despesas tributárias, das despesas com a Rio Petróleo e *Rio Oil Trust*, bem como as características qualitativas de cada uma

das despesas elencadas nos relatórios de transferência do Banco do Brasil S.A foram previamente acordadas no *Offering Memorandum*, que designou os termos contratuais para a emissão das Séries 2014-1, 2014-2, 2014-3 e 2018-1 bem como os pormenores das despesas relacionadas à operação, especificados em detalhes no *Sumary of Terms.*

Nicholas Ribeiro da Costa Cardoso
Especialista em Previdência Social
ID. 4434581-0

De acordo,

Rodrigo Martins
Coordenador de Planejamento

Kelli Manhães Pessanha
Gerente de Operações

Reges Moisés dos Santos
Diretor Presidente

Governo do Estado do Rio de Janeiro
Secretaria de Estado de Planejamento e Gestão
Fundo Único de Previdência Social do Estado do Rio de Janeiro – Rioprevidência

NOTA TÉCNICA GOP 2018 / No. 72 **Rio de Janeiro, 24 de julho de 2018.**

Relatório mensal referente à transferência de recursos para Contas das séries 2014-1, 2014-2, 2014-3 e 2018-1 da Operação financeira externa baseado nas informações repassadas pelo banco estruturador da operação – Banco do Brasil em Julho de 2018, através do relatório "*Transfer Report*" do dia 18/07/2018 .

As Operações Financeiras realizadas produziram as seguintes séries de títulos emitidos pela Rio Oil Trust:

a) Séries 2014-1 de US$ 2.000.000.000,00 a 9,25% até 2024;

b) Série 2014-2 de R$ 1.440.000.000,00 a 19,25% até 2022;

c) Série 2014-3 de US$ 1.100.000.000,00 a 9,75% até 2027; e

d) Série 2018-1 de US$ 600.000.000,00 a 8,20% até 2028.

As taxas de câmbio utilizadas para a consecução desse relatório foram de R$ 3,848 na data de 17/07.

Fundo Único de Previdência Social do Estado do Rio de Janeiro – Rioprevidência
Sede Administrativa: Rua da Quitanda n° 106 – Centro – Rio de Janeiro – RJ – CEP 20091-005
Telefone: 2332-5757

1. Distribuição das Receitas de Royalties e Participações Especiais recebidas em Junho de 2018.

DATA	18/07/2018	7-2018
R$/U$	3,8480	Total
Receitas do Petróleo do RJ e Receitas de Direitos do Petróleo do RJ	**382.103.185,24**	**382.103.185,24**
Royalties - até 5% (Lei 7.990/89)	220.329.947,77	220.329.947,77
Royalties - maior que 5% (Lei 9.478/97)	161.773.237,47	161.773.237,47
Participações Especiais (Lei nº 9.478 de 06 de agosto de 1997)	-	-
FEP (Fundo Especial de Petróleo) - Lei n. 7.990 e Lei n. 9.478	-	-
Retenções das Receitas do Petróleo Devidas pelo RJ	**58.352.693,92**	**58.352.693,92**
PASEP	3.821.031,84	3.821.031,84
FECAM	-	-
Municípios do RJ	54.531.662,08	54.531.662,08
Ajuste PRÉ-sal (FECAM / FISED)	-	-
Governo Federal Brasileiro (Acordo assinado em 29 de outubro de 1999)	-	-
Conta B (Decreto Estadual Nº 43.783 de 12 Setembro de 2012)	-	-
Valor líquido transferido para a Conta de Arrecadação	**323.750.491,32**	**323.750.491,32**
Excesso nas contas de transação	**-**	**-**
Despesas Tributárias	**44.805.840,78**	**44.805.840,78**
Balanço	**278.944.650,54**	**278.944.650,54**
Despesas da Rio Petróleo S/A	**59.537,57**	**59.537,57**
B3 (CETIP)	9.711,10	9.711,10
Banco do Brasil S/A (Serviço relacionadao a Receber o pgto da Rio Petróleo e distribuir para os debenturistas)	6.099,43	6.099,43
Banco do Brasil S/A (Serviços relacionados às garantias em nome dos debenturistas) + Impostos e contribuições	4.039,13	4.039,13
RioPrevidência (Despesas com Aluguel)	748,68	748,68
Remun. da Dir. da RioPetróleo	15.925,00	15.925,00
Souza, Cescon, Barrieu e Flesch Sociedade de Advogados	5.648,31	5.648,31
Martins Antunes & Vilela Sociedade de Advogados	7.570,00	7.570,00
BDO RCS Controladoria e Conatbilidade Ltda	9.795,92	9.795,92
Despesas da Rio Oil Finance Trust	**153.920,00**	**153.920,00**
Standard & Poor´s Financial Services, LLC	153.920,00	153.920,00
Waterfall - Balanço das Transferências	278.731.192,95	278.731.192,95
Subcontas - Juros Sênior	**266.225.922,87**	**266.225.922,87**
Subcontas - Principal Sênior Agendado	**12.505.270,08**	**12.505.270,08**
Contas Reservas do Serviço da Dívida	**-**	**-**
Contas de Liquidez	**-**	**-**
Subcontas - Principal Sênior Acelerado	**-**	**-**
Subcontas - Juros em Excesso Sênior	**-**	**-**
Subcontas - Principal em Excesso Sênior Agendado	**-**	**-**
Subcontas - Principal em Excesso Sênior Acelerado	**-**	**-**
Evento Gatilho	**-**	**-**
Evento "Waiver"	**-**	**-**
Rioprevidência	**-**	**-**
Total das Despesa da Operação	**323.750.491,30**	**323.750.491,30**

2. Conclusão:

Do total de **R$ 382.103.185,24** recebidos em R&PE, **R$ 58.352.693,92** forma destinados as deduções legais, **R$ 323.750.491,30** foram direcionados às despesas com a operação internacional (Despesas Tributária, Despesas da Rio Petróleo S/A, Despesas da Rio Oil Finance Trust, Despesas com o Agente Colateral, Despesas com o Servicer, Despesas com o Bond administrator, Subcontas - Juros Sênior, Subcontas - Principal Sênior Agendado, Contas Reservas do Serviço da Dívida, Conta de Liquidez, Subcontas - Principal Sênior Acelerado, Subcontas - Juros em Excesso Sênior, Subcontas - Principal em Excesso Sênior Agendado, Subcontas - Principal em Excesso Sênior Acelerado, Evento Gatilho, Evento "Waiver"). Portanto, não restou valores ao Rioprevidência.

Logo as despesas da operação no mês de julho, que devem ser contabilizadas somam **R$ 323.750.491,30**.

Seguindo método de ponderação, já apresentado no despacho da GOP à GCO em 26 de abril de 2018, classificamos as despesas e o saldo restante para o Rioprevidência (Sponser Note) conforme as origens dos recursos de acordo com tabela abaixo:

Despesa da Operação por pro-rata da receita	**18/07/2018**	**7-2018**
Royalties - até 5% (Lei 7.990/89)	186.682.371,66	186.682.371,66
Royalties - maior que 5% (Lei 9.478/97)	137.068.119,64	137.068.119,64
Participações Especiais (Lei nº 9.478 de 06 de agosto de 1997)	-	-
FEP (Fundo Especial de Petróleo) - Lei n. 7.990 e Lei n. 9.478	-	-
	323.750.491,30	**323.750.491,30**

Rioprevidência (Sponser Note)	**18/07/2018**	**7-2018**
Royalties - até 5% (Lei 7.990/89)	-	-
Royalties - maior que 5% (Lei 9.478/97)	-	-
Participações Especiais (Lei nº 9.478 de 06 de agosto de 1997)	-	-
FEP (Fundo Especial de Petróleo) - Lei n. 7.990 e Lei n. 9.478	-	-

Cabe ressaltar que as prioridades nas transferências das despesas tributárias, das despesas com a Rio Petróleo e *Rio Oil Trust*, bem como as características qualitativas de cada uma das despesas elencadas nos relatórios de transferência do Banco do Brasil S.A foram previamente acordadas no *Offering Memorandum*, que designou os termos contratuais para a emissão das Séries 2014-1, 2014-2, 2014-3 e 2018-1 bem como os pormenores das despesas relacionadas à operação, especificados em detalhes no *Sumary of Terms.*

Nicholas Ribeiro da Costa Cardoso
Especialista em Previdência Social
ID. 4434581-0

De acordo,

Rodrigo Martins	Kelli Manhães Pessanha
Coordenador de Planejamento	Gerente de Operações

Governo do Estado do Rio de Janeiro
Secretaria de Estado de Planejamento e Gestão
Fundo Único de Previdência Social do Estado do Rio de Janeiro – Rioprevidência

NOTA TÉCNICA GOP 2018 / No. 82 **Rio de Janeiro, 03 de setembro de 2018.**

Relatório mensal referente à transferência de recursos para Contas das séries 2014-1, 2014-2, 2014-3 e 2018-1 da Operação financeira externa baseado nas informações repassadas pelo banco estruturador da operação – Banco do Brasil em Agosto de 2018, através do relatório "*Transfer Report*" dos dias 15/08/2018, 20/08/2018 e 22/08/2018.

As Operações Financeiras realizadas produziram as seguintes séries de títulos emitidos pela Rio Oil Trust:

a) Séries 2014-1 de US$ 2.000.000.000,00 a 9,25% até 2024;

b) Série 2014-2 de R$ 1.440.000.000,00 a 19,25% até 2022;

c) Série 2014-3 de US$ 1.100.000.000,00 a 9,75% até 2027; e

d) Série 2018-1 de US$ 600.000.000,00 a 8,20% até 2028.

As taxas de câmbio utilizadas para a consecução desse relatório foram de R$ 3,903, 3,881 e 3,9873 nas datas de 15/08/2018, 20/08/2018 e 22/08/2018.

Fundo Único de Previdência Social do Estado do Rio de Janeiro – Rioprevidência
Sede Administrativa: Rua da Quitanda n° 106 – Centro – Rio de Janeiro – RJ – CEP 20091-005
Telefone: 2332-5757

1. Distribuição das Receitas de Royalties e Participações Especiais recebidas em Agosto de 2018.

DATA	15/08/2018	20/08/2018	22/08/2018	8-2018
R$/U$	3,9030	3,8810	3,9873	Total
Receitas do Petróleo do RJ e Receitas de Direitos do Petróleo do RJ	**2.558.832.792,61**	**374.477.637,18**	**935.335,30**	**2.934.245.765,09**
Royalties - até 5% (Lei 7.990/89)	-	216.023.629,87	-	216.023.629,87
Royalties - maior que 5% (Lei 9.478/97)	-	158.454.007,31	-	158.454.007,31
Participações Especiais (Lei nº 9.478 de 06 de agosto de 1997)	2.558.832.792,61	-	-	2.558.832.792,61
FEP (Fundo Especial de Petróleo) - Lei n. 7.990 e Lei n. 9.478	-	-	935.335,30	935.335,30
Retenções das Receitas do Petróleo Devidas pelo RJ	**25.588.327,92**	**57.210.624,76**	**9.353,35**	**82.808.306,03**
PASEP	25.588.327,92	3.744.776,36	9.353,35	29.342.457,63
FECAM	-	-	-	-
Municípios do RJ	-	53.465.848,40	-	53.465.848,40
Ajuste PRÉ-sal (FECAM / FISED)	-	-	-	-
Governo Federal Brasileiro (Acordo assinado em 29 de outubro de 1999)	-	-	-	-
Conta B (Decreto Estadual Nº 43.783 de 12 Setembro de 2012)	-	-	-	-
Valor líquido transferido para a Conta de Arrecadação	**2.533.244.464,69**	**317.267.012,42**	**925.981,95**	**2.851.437.459,06**
Excesso nas contas de transação	**32.822.501,76**	**-**	**-**	**32.822.501,76**
Despesas Tributárias	**11.717.933,79**	**14.045,00**	**-**	**11.731.978,79**
Balanço	**2.554.349.032,66**	**317.252.967,42**	**925.981,95**	**2.872.527.982,03**
Despesas da Rio Petróleo S/A	**-**	**56.022,20**	**-**	**56.022,20**
Despesas da Rio Oil Finance Trust	**-**	**-**	**-**	**-**
Despesas com o Agente Colateral	-	4.039,13	-	4.039,13
Despesas com o Servicer	-	-	-	-
Despesas com o Bond administrator	-	-	-	-
Waterfall - Balanço das Transferências	186.028.088,89	-	-	186.028.088,89
Subcontas - Juros Sênior	**-**	**-**	**-**	**-**
Subcontas - Principal Sênior Agendado	**173.791.035,90**	**-**	**-**	**173.791.035,90**
Contas Reservas do Serviço da Dívida	**12.237.052,99**	**-**	**-**	**12.237.052,99**
Contas de Liquidez	**-**	**-**	**-**	**-**
Subcontas - Principal Sênior Acelerado	**-**	**-**	**-**	**-**
Subcontas - Juros em Excesso Sênior	**-**	**-**	**-**	**-**
Subcontas - Principal em Excesso Sênior Agendado	**-**	**-**	**-**	**-**
Subcontas - Principal em Excesso Sênior Acelerado	**-**	**-**	**-**	**-**
Evento Gatilho	**-**	**-**	**-**	**-**
Evento "Waiver"	**-**	**-**	**-**	**-**
Rioprevidência	**2.368.320.943,77**	**317.192.906,09**	**925.981,95**	**2.686.439.831,81**
Total das Despesa da Operação	**197.746.022,68**	**74.106,33**	**-**	**197.820.129,01**

2. Conclusão:

Do total de **R$ 2.934.245.765,09** recebidos em R&PE, **R$ 82.808.306,03** foram destinados as deduções legais. **Também houve devolução de despesas do mês anterior, no montante de R$ 32.822.501,76, que foram distribuídos conforme Tabela 2, abaixo**. O volume financeiro de R$ 197.820.129,01 (**Tabela 1 e Tabela 2**) foram direcionados às despesas com a operação internacional (Despesas Tributária, Despesas da Rio Petróleo S/A, Despesas da Rio Oil Finance Trust, Despesas com o Agente Colateral, Despesas com o Servicer, Despesas com o Bond administrator, Subcontas - Juros Sênior, Subcontas - Principal Sênior Agendado, Contas Reservas do Serviço da Dívida, Conta de Liquidez, Subcontas - Principal Sênior Acelerado, Subcontas - Juros em Excesso Sênior, Subcontas - Principal em Excesso Sênior Agendado, Subcontas - Principal em Excesso Sênior Acelerado, Evento Gatilho, Evento "Waiver"). Portanto, restou ao Rioprevidência o montante de R$ 2.686.439.831,81, conforme origem das receitas demonstradas na **Tabela 3**, abaixo

Seguindo método de ponderação, já apresentado no despacho da GOP à GCO em 26 de abril de 2018, classificamos as despesas e o saldo restante para o Rioprevidência (Sponser Note) conforme as origens dos recursos de acordo com tabela abaixo:

Tabela 1

Despesa da Operação por pro-rata da Receita de Direitos do Petróleo	**15/08/2018**	**20/08/2018**	**22/08/2018**	**8-2018**
Royalties - até 5% (Lei 7.990/89)	-	37.465,20	-	37.465,20
Royalties - maior que 5% (Lei 9.478/97)	-	36.641,13	-	36.641,13
Participações Especiais (Lei nº 9.478 de 06 de agosto de 1997)	164.923.520,92	-	-	164.923.520,92
FEP (Fundo Especial de Petróleo) - Lei n. 7.990 e Lei n. 9.478	-	-	-	-
	164.923.520,92	**74.106,33**	**-**	**164.997.627,25**

Tabela 2

Despesa da Operação por pro-rata da devolução de Despesa já contabilizadas (Excesso nas contas de transação)	**15/08/2018**	**20/08/2018**	**22/08/2018**	**8-2018**
Royalties - até 5% (Lei 7.990/89)	16.536.920,57	-	-	16.536.920,57
Royalties - maior que 5% (Lei 9.478/97)	16.189.242,27	-	-	16.189.242,27
Participações Especiais (Lei nº 9.478 de 06 de agosto de 1997)	-	-	-	-
FEP (Fundo Especial de Petróleo) - Lei n. 7.990 e Lei n. 9.478	96.338,92	-	-	96.338,92
	32.822.501,76	**-**	**-**	**32.822.501,76**

Tabela 3

Rioprevidência (Sponser Note)	**15/08/2018**	**20/08/2018**	**22/08/2018**	**8-2018**
Royalties - até 5% (Lei 7.990/89)	-	160.360.079,98	-	160.360.079,98
Royalties - maior que 5% (Lei 9.478/97)	-	156.832.826,11	-	156.832.826,11
Participações Especiais (Lei nº 9.478 de 06 de agosto de 1997)	2.368.320.943,77	-	-	2.368.320.943,77
FEP (Fundo Especial de Petróleo) - Lei n. 7.990 e Lei n. 9.478	-	-	925.981,95	925.981,95
	2.368.320.943,77	**317.192.906,09**	**925.981,95**	**2.686.439.831,81**

Cabe ressaltar que as prioridades nas transferências das despesas tributárias, das despesas com a Rio Petróleo e *Rio Oil Trust*, bem como as características qualitativas de cada uma

das despesas elencadas nos relatórios de transferência do Banco do Brasil S.A foram previamente acordadas no *Offering Memorandum*, que designou os termos contratuais para a emissão das Séries 2014-1, 2014-2, 2014-3 e 2018-1 bem como os pormenores das despesas relacionadas à operação, especificados em detalhes no *Sumary of Terms*.

Nicholas Ribeiro da Costa Cardoso
Especialista em Previdência Social
ID. 4434581-0

De acordo,

Rodrigo Martins
Coordenador de Planejamento

Kelli Manhães Pessanha
Gerente de Operações

Governo do Estado do Rio de Janeiro
Secretaria de Estado de Planejamento e Gestão
Fundo Único de Previdência Social do Estado do Rio de Janeiro – Rioprevidência

NOTA TÉCNICA GOP 2018 / No. 88 **Rio de Janeiro, 28 de setembro de 2018.**

Relatório mensal referente à transferência de recursos para Contas das séries 2014-1, 2014-2, 2014-3 e 2018-1 da Operação financeira externa baseado nas informações repassadas pelo banco estruturador da operação – Banco do Brasil em Setembro de 2018, através do relatório "*Transfer Report*" dos dias 04/09/2018, 18/09/2018 e 24/09/2018.

As Operações Financeiras realizadas produziram as seguintes séries de títulos emitidos pela Rio Oil Trust:

a) Séries 2014-1 de US$ 2.000.000.000,00 a 9,25% até 2024;

b) Série 2014-2 de R$ 1.440.000.000,00 a 19,25% até 2022;

c) Série 2014-3 de US$ 1.100.000.000,00 a 9,75% até 2027; e

d) Série 2018-1 de US$ 600.000.000,00 a 8,20% até 2028.

As taxas de câmbio utilizadas para a consecução desse relatório foram de R$ 4,1279, R$4,1369 e R$4,0728 nas datas de 04/09/2018, 18/09/2018 e 24/09/2018.

Fundo Único de Previdência Social do Estado do Rio de Janeiro – Rioprevidência
Sede Administrativa: Rua da Quitanda n° 106 – Centro – Rio de Janeiro – RJ – CEP 20091-005
Telefone: 2332-5757

1. Distribuição das Receitas de Royalties e Participações Especiais recebidas em Setembro de 2018.

DATA	04/09/2018	18/09/2018	24/09/2018	9-2018
R$/U$	4,1279	4,1369	4,0728	Total
Receitas do Petróleo do RJ e Receitas de Direitos do Petróleo do RJ	**4.021.838,96**	**395.510.810,12**	**980.158,23**	**400.512.807,31**
Royalties - até 5% (Lei 7.990/89)	2.315.249,75	227.948.609,73	-	230.263.859,48
Royalties - maior que 5% (Lei 9.478/97)	1.700.140,08	167.562.200,39	-	169.262.340,47
Participações Especiais (Lei nº 9.478 de 06 de agosto de 1997)	6.449,13	-	-	6.449,13
FEP (Fundo Especial de Petróleo) - Lei n. 7.990 e Lei n. 9.478	-	-	980.158,23	980.158,23
Retenções das Receitas do Petróleo Devidas pelo RJ	**667.146,48**	**60.372.389,00**	**9.801,58**	**61.049.337,06**
PASEP	40.218,38	3.955.108,09	9.801,58	4.005.128,05
FECAM	-	-	-	-
Municípios do RJ	626.928,10	56.417.280,91	-	57.044.209,01
Ajuste PRÉ-sal (FECAM / FISED)	-	-	-	-
Governo Federal Brasileiro (Acordo assinado em 29 de outubro de 1999)	-	-	-	-
Conta B (Decreto Estadual Nº 43.783 de 12 Setembro de 2012)	-	-	-	-
Valor líquido transferido para a Conta de Arrecadação	**3.354.692,48**	**335.138.421,12**	**970.356,65**	**339.463.470,25**
Excesso nas contas de transação	**-**	**-**	**-**	**-**
Despesas Tributárias	**-**	**10.820,35**	**27.734,12**	**38.554,47**
Balanço	**3.354.692,48**	**335.127.600,77**	**942.622,53**	**339.424.915,78**
Despesas da Rio Petróleo S/A	**-**	**46.485,06**	**-**	**46.485,06**
Despesas da Rio Oil Finance Trust	**-**	**-**	**61.160,00**	**61.160,00**
Despesas com o Agente Colateral	-	-	-	-
Despesas com o Servicer	-	-	48.000,00	48.000,00
Despesas com o Bond administrator	-	-	48.000,00	48.000,00
Waterfall - Balanço das Transferências	-	-	-	-
Subcontas - Juros Sênior	**-**	**-**	**-**	**-**
Subcontas - Principal Sênior Agendado	**-**	**-**	**-**	**-**
Contas Reservas do Serviço da Dívida	**-**	**-**	**-**	**-**
Contas de Liquidez	**-**	**-**	**-**	**-**
Subcontas - Principal Sênior Acelerado	**-**	**-**	**-**	**-**
Subcontas - Juros em Excesso Sênior	**-**	**-**	**-**	**-**
Subcontas - Principal em Excesso Sênior Agendado	**-**	**-**	**-**	**-**
Subcontas - Principal em Excesso Sênior Acelerado	**-**	**-**	**-**	**-**
Evento Gatilho	**-**	**-**	**-**	**-**
Evento "Waiver"	**-**	**-**	**-**	**-**
Rioprevidência	**3.354.692,48**	**335.081.115,71**	**785.462,53**	**339.221.270,72**
Total das Despesa da Operação	**-**	**57.305,41**	**184.894,12**	**242.199,53**

2. Conclusão:

Do total de **R$ 400.512.807,31** recebidos em R&PE, **R$ 61.049.337,06** foram destinados as deduções legais. O volume financeiro de **R$ 242.199,53 (Tabela 1)** foram direcionados às despesas com a operação internacional (Despesas Tributária, Despesas da Rio Petróleo S/A, Despesas da Rio Oil Finance Trust, Despesas com o Agente Colateral, Despesas com o Servicer, Despesas com o Bond administrator, Subcontas - Juros Sênior, Subcontas - Principal Sênior Agendado, Contas Reservas do Serviço da Dívida, Conta de Liquidez, Subcontas - Principal Sênior Acelerado, Subcontas - Juros em Excesso Sênior, Subcontas - Principal em Excesso Sênior Agendado, Subcontas - Principal em Excesso Sênior Acelerado, Evento Gatilho, Evento "Waiver"). Portanto, restou ao Rioprevidência o montante de R$ 339.221.270,72, conforme origem das receitas demonstradas na **Tabela 2**, abaixo

Seguindo método de ponderação, já apresentado no despacho da GOP à GCO em 26 de abril de 2018, classificamos as despesas e o saldo restante para o Rioprevidência (Sponser Note) conforme as origens dos recursos de acordo com tabela abaixo:

Tabela 1

Despesa da Operação por pro-rata da Receita de Direitos do Petróleo	**04/09/2018**	**18/09/2018**	**24/09/2018**	**9-2018**
Royalties - até 5% (Lei 7.990/89)	-	28.940,42	-	28.940,42
Royalties - maior que 5% (Lei 9.478/97)	-	28.364,99	-	28.364,99
Participações Especiais (Lei nº 9.478 de 06 de agosto de 1997)	-	-	-	-
FEP (Fundo Especial de Petróleo) - Lei n. 7.990 e Lei n. 9.478	-	-	184.894,12	184.894,12
	-	**57.305,41**	**184.894,12**	**242.199,53**
	-	**-**	**-**	**-**

Tabela 2

Rioprevidência (Sponser Note)	**04/09/2018**	**18/09/2018**	**24/09/2018**	**9-2018**
Royalties - até 5% (Lei 7.990/89)	1.665.169,16	169.222.902,31	-	170.888.071,47
Royalties - maior que 5% (Lei 9.478/97)	1.683.138,68	165.858.213,40	-	167.541.352,08
Participações Especiais (Lei nº 9.478 de 06 de agosto de 1997)	6.384,64	-	-	6.384,64
FEP (Fundo Especial de Petróleo) - Lei n. 7.990 e Lei n. 9.478	-	-	785.462,53	785.462,53
	3.354.692,48	**335.081.115,71**	**785.462,53**	**339.221.270,72**

Cabe ressaltar que as prioridades nas transferências das despesas tributárias, das despesas com a Rio Petróleo e *Rio Oil Trust*, bem como as características qualitativas de cada uma das despesas elencadas nos relatórios de transferência do Banco do Brasil S.A foram previamente acordadas no *Offering Memorandum*, que designou os termos contratuais para a emissão das Séries 2014-1, 2014-2, 2014-3 e 2018-1 bem como os pormenores das despesas relacionadas à operação, especificados em detalhes no *Sumary of Terms*.

Nicholas Ribeiro da Costa Cardoso

Especialista em Previdência Social

ID. 4434581-0

De acordo,

Rodrigo Martins	Kelli Manhães Pessanha
Coordenador de Planejamento	Gerente de Operações

Governo do Estado do Rio de Janeiro
Secretaria de Estado de Planejamento e Gestão
Fundo Único de Previdência Social do Estado do Rio de Janeiro – Rioprevidência

NOTA TÉCNICA GOP 2018 / No. 97 **Rio de Janeiro, 30 de outubro de 2018.**

Relatório mensal referente à transferência de recursos para Contas das séries 2014-1, 2014-2, 2014-3 e 2018-1 da Operação financeira externa baseado nas informações repassadas pelo banco estruturador da operação – Banco do Brasil em Setembro de 2018, através do relatório "*Transfer Report*" dos dias 18/10/2018 e 26/10/2018.

As Operações Financeiras realizadas produziram as seguintes séries de títulos emitidos pela Rio Oil Trust:

a) Séries 2014-1 de US$ 2.000.000.000,00 a 9,25% até 2024;

b) Série 2014-2 de R$ 1.440.000.000,00 a 19,25% até 2022;

c) Série 2014-3 de US$ 1.100.000.000,00 a 9,75% até 2027; e

d) Série 2018-1 de US$ 600.000.000,00 a 8,20% até 2028.

As taxas de câmbio utilizadas para a consecução desse relatório foram de R$ 3,7198 e R$ 3,7059 nas datas de 18/10/2018 e 26/10/2018.

Fundo Único de Previdência Social do Estado do Rio de Janeiro – Rioprevidência
Sede Administrativa: Rua da Quitanda n° 106 – Centro – Rio de Janeiro – RJ – CEP 20091-005
Telefone: 2332-5757

1. Distribuição das Receitas de Royalties e Participações Especiais recebidas em Outubro de 2018.

DATA	18/10/2018	26/10/2018	10-2018
R$/U$	3,7198	3,7059	Total
Receitas do Petróleo do RJ e Receitas de Direitos do Petróleo do RJ	**367.558.733,45**	**939.462,88**	**368.498.196,33**
Royalties - até 5% (Lei 7.990/89)	211.944.751,47	-	211.944.751,47
Royalties - maior que 5% (Lei 9.478/97)	155.613.981,98	-	155.613.981,98
Participações Especiais (Lei nº 9.478 de 06 de agosto de 1997)	-	-	-
FEP (Fundo Especial de Petróleo) - Lei n. 7.990 e Lei n. 9.478	-	939.462,88	939.462,88
Retenções das Receitas do Petróleo Devidas pelo RJ	**56.131.913,31**	**9.394,62**	**56.141.307,93**
PASEP	3.675.587,32	9.394,62	3.684.981,94
FECAM	-	-	-
Municípios do RJ	52.456.325,99	-	52.456.325,99
Ajuste PRÉ-sal (FECAM / FISED)	-	-	-
Governo Federal Brasileiro (Acordo assinado em 29 de outubro de 1999)	-	-	-
Conta B (Decreto Estadual Nº 43.783 de 12 Setembro de 2012)	-	-	-
Valor líquido transferido para a Conta de Arrecadação	**311.426.820,14**	**930.068,26**	**312.356.888,40**
Excesso nas contas de transação	**-**	**9.627.112,09**	**9.627.112,09**
Despesas Tributárias	**42.936.793,26**	**625.039,88**	**43.561.833,14**
Balanço	**268.490.026,88**	**9.932.140,47**	**278.422.167,35**
Despesas da Rio Petróleo S/A	**54.921,24**	**-**	**54.921,24**
Despesas da Rio Oil Finance Trust	**40.917,80**	**-**	**40.917,80**
Despesas com o Agente Colateral	**-**	**-**	**-**
Despesas com o Servicer	**-**	**-**	**-**
Despesas com o Bond administrator	**-**	**-**	**-**
Waterfall - Balanço das Transferências	268.394.187,83	9.932.140,46	278.326.328,29
Subcontas - Juros Sênior	**251.490.471,81**	**-**	**251.490.471,81**
Subcontas - Principal Sênior Agendado	**16.903.716,03**	**9.932.140,46**	**26.835.856,49**
Contas Reservas do Serviço da Dívida	**-**	**-**	**-**
Contas de Liquidez	**-**	**-**	**-**
Subcontas - Principal Sênior Acelerado	**-**	**-**	**-**
Subcontas - Juros em Excesso Sênior	**-**	**-**	**-**
Subcontas - Principal em Excesso Sênior Agendado	**-**	**-**	**-**
Subcontas - Principal em Excesso Sênior Acelerado	**-**	**-**	**-**
Evento Gatilho	**-**	**-**	**-**
Evento "Waiver"	**-**	**-**	**-**
Rioprevidência	**-**	**-**	**-**
Total das Despesa da Operação	**311.426.820,13**	**10.557.180,34**	**321.984.000,48**

2. Conclusão:

Do total de **R$ 368.498.196,33** recebidos em R&PE, **R$ 56.141.307,93** foram destinados as deduções legais. O volume financeiro de **R$ 312.356.888,39 (Tabela 1), advindo da receita R&PE,** foram direcionados às despesas com a operação internacional (Despesas Tributária, Despesas da Rio Petróleo S/A, Despesas da Rio Oil Finance Trust, Despesas com o Agente Colateral, Despesas com o Servicer, Despesas com o Bond administrator, Subcontas - Juros Sênior, Subcontas - Principal Sênior Agendado, Contas Reservas do Serviço da Dívida, Conta de Liquidez, Subcontas - Principal Sênior Acelerado, Subcontas - Juros em Excesso Sênior, Subcontas - Principal em Excesso Sênior Agendado, Subcontas - Principal em Excesso Sênior Acelerado, Evento Gatilho, Evento "Waiver"), .

Seguindo método de ponderação, já apresentado no despacho da GOP à GCO em 26 de abril de 2018, classificamos as despesas e o saldo restante para o Rioprevidência (Sponser Note) conforme as origens dos recursos de acordo com tabela abaixo:

Tabela 1

Despesa da Operação por pro-rata da Receita de Direitos do Petróleo	18/10/2018	26/10/2018	10-2018
Royalties - até 5% (Lei 7.990/89)	157.368.977,97	-	157.368.977,97
Royalties - maior que 5% (Lei 9.478/97)	154.057.842,16	-	154.057.842,16
Participações Especiais (Lei nº 9.478 de 06 de agosto de 1997)	-	-	-
FEP (Fundo Especial de Petróleo) - Lei n. 7.990 e Lei n. 9.478	-	930.068,25	930.068,25
	311.426.820,13	**930.068,25**	**312.356.888,39**

Cabe ressaltar que as prioridades nas transferências das despesas tributárias, das despesas com a Rio Petróleo e *Rio Oil Trust*, bem como as características qualitativas de cada uma das despesas elencadas nos relatórios de transferência do Banco do Brasil S.A foram previamente acordadas no *Offering Memorandum*, que designou os termos contratuais para a emissão das Séries 2014-1, 2014-2, 2014-3 e 2018-1 bem como os pormenores das despesas relacionadas à operação, especificados em detalhes no *Sumary of Terms.*

Nicholas Ribeiro da Costa Cardoso
Especialista em Previdência Social
ID. 4434581-0

De acordo,

Rodrigo Martins
Coordenador de Planejamento

Kelli Manhães Pessanha
Gerente de Operações

Governo do Estado do Rio de Janeiro
Secretaria de Estado de Planejamento e Gestão
Fundo Único de Previdência Social do Estado do Rio de Janeiro – Rioprevidência

NOTA TÉCNICA GOP 2018 / No. 103 **Rio de Janeiro, 26 de novembro de 2018.**

Relatório mensal referente à transferência de recursos para Contas das séries 2014-1, 2014-2, 2014-3 e 2018-1 da Operação financeira externa baseado nas informações repassadas pelo banco estruturador da operação – Banco do Brasil em Novembro de 2018, através do relatório "*Transfer Report*" dos dias 20/11/2018.

As Operações Financeiras realizadas produziram as seguintes séries de títulos emitidos pela Rio Oil Trust:

a) Séries 2014-1 de US$ 2.000.000.000,00 a 9,25% até 2024;

b) Série 2014-2 de R$ 1.440.000.000,00 a 19,25% até 2022;

c) Série 2014-3 de US$ 1.100.000.000,00 a 9,75% até 2027; e

d) Série 2018-1 de US$ 600.000.000,00 a 8,20% até 2028.

A taxa de câmbio utilizada para a consecução desse relatório foi de R$ 3,797 na data de 20/11/2018.

Fundo Único de Previdência Social do Estado do Rio de Janeiro – Rioprevidência
Sede Administrativa: Rua da Quitanda n° 106 – Centro – Rio de Janeiro – RJ – CEP 20091-005
Telefone: 2332-5757

1. Distribuição das Receitas de Royalties e Participações Especiais recebidas em Novembro de 2018.

DATA	20/11/2018	11-2018
R$/U$	3,7970	Total
Receitas do Petróleo do RJ e Receitas de Direitos do Petróleo do RJ	**2.244.397.317,18**	**2.244.397.317,18**
Royalties - até 5% (Lei 7.990/89)	235.943.881,82	235.943.881,82
Royalties - maior que 5% (Lei 9.478/97)	173.675.389,75	173.675.389,75
Participações Especiais (Lei nº 9.478 de 06 de agosto de 1997)	1.834.778.045,61	1.834.778.045,61
FEP (Fundo Especial de Petróleo) - Lei n. 7.990 e Lei n. 9.478	-	-
Retenções das Receitas do Petróleo Devidas pelo RJ	**80.840.083,90**	**80.840.083,90**
PASEP	22.443.973,15	22.443.973,15
FECAM	-	-
Municípios do RJ	58.396.110,75	58.396.110,75
Ajuste PRÉ-sal (FECAM / FISED)	-	-
Governo Federal Brasileiro (Acordo assinado em 29 de outubro de 1999)	-	-
Conta B (Decreto Estadual Nº 43.783 de 12 Setembro de 2012)	-	-
Valor líquido transferido para a Conta de Arrecadação	**2.163.557.233,28**	**2.163.557.233,28**
Excesso nas contas de transação	**-**	**-**
Despesas Tributárias	**10.570.705,35**	**10.570.705,35**
Balanço	**2.152.986.527,93**	**2.152.986.527,93**
Despesas da Rio Petróleo S/A	**44.895,04**	**44.895,04**
Despesas da Rio Oil Finance Trust	**-**	**-**
Despesas com o Agente Colateral	**-**	**-**
Despesas com o Servicer	**-**	**-**
Despesas com o Bond administrator	**-**	**-**
Waterfall - Balanço das Transferências	262.153.258,52	262.153.258,52
Subcontas - Juros Sênior	**-**	**-**
Subcontas - Principal Sênior Agendado	**155.515.409,93**	**155.515.409,93**
Contas Reservas do Serviço da Dívida	**- 225.626.639,36**	**- 225.626.639,36**
Contas de Liquidez	**332.264.487,95**	**332.264.487,95**
Subcontas - Principal Sênior Acelerado	**-**	**-**
Subcontas - Juros em Excesso Sênior	**-**	**-**
Subcontas - Principal em Excesso Sênior Agendado	**-**	**-**
Subcontas - Principal em Excesso Sênior Acelerado	**-**	**-**
Evento Gatilho	**-**	**-**
Evento "Waiver"	**-**	**-**
Rioprevidência	**1.890.788.374,38**	**1.890.788.374,38**
Total das Despesa da Operação	**272.768.858,91**	**272.768.858,91**

2. Conclusão:

Do total de **R$ 2.244.397.317,18** recebidos em R&PE, **R$ 80.840.083,90** foram destinados as deduções legais. O volume financeiro de **R$ 275.768.858,91 (Tabela 1), advindo da receita R&PE,** foram direcionados às despesas com a operação internacional (Despesas Tributária, Despesas da Rio Petróleo S/A, Despesas da Rio Oil Finance Trust, Despesas com o Agente Colateral, Despesas com o Servicer, Despesas com o Bond administrator, Subcontas - Juros Sênior, Subcontas - Principal Sênior Agendado, Contas Reservas do Serviço da Dívida, Conta de Liquidez, Subcontas - Principal Sênior Acelerado, Subcontas - Juros em Excesso Sênior, Subcontas - Principal em Excesso Sênior Agendado, Subcontas - Principal em Excesso Sênior Acelerado, Evento Gatilho, Evento "Waiver") .

É importante observar que o volume de R$ 225.626.639,36, que já estava nas contas "Reservas do Serviço da Dívida", na data da entrada de R&PE, foi redistribuído entre as contas da operação, para atender o volume de recurso financeiro requerido nas contas de "Liquidez". Por este motivo, esta alínea encontra-se um valor negativo.

Tabela 1

Despesa da Operação por pro-rata da Receita de Direitos do Petróleo	**20/11/2018**	**11-2018**
Royalties - até 5% (Lei 7.990/89)	27.956,04	27.956,04
Royalties - maior que 5% (Lei 9.478/97)	27.437,46	27.437,46
Participações Especiais (Lei nº 9.478 de 06 de agosto de 1997)	272.713.465,41	272.713.465,41
FEP (Fundo Especial de Petróleo) - Lei n. 7.990 e Lei n. 9.478	-	-
	272.768.858,91	**272.768.858,91**

Ao Rioprevidência (Sponser) coube receber líquido um montante de R$ 1.890.788.374,38, conforme tabela abaixo.

Tabela 2

Rioprevidência (Sponser Note)	**20/11/2018**	**11-2018**
Royalties - até 5% (Lei 7.990/89)	175.160.376,22	175.160.376,22
Royalties - maior que 5% (Lei 9.478/97)	171.911.198,40	171.911.198,40
Participações Especiais (Lei nº 9.478 de 06 de agosto de 1997)	1.543.716.799,75	1.543.716.799,75
FEP (Fundo Especial de Petróleo) - Lei n. 7.990 e Lei n. 9.478	-	-
	1.890.788.374,37	**1.890.788.374,37**

Cabe ressaltar que as prioridades nas transferências das despesas tributárias, das despesas com a Rio Petróleo e *Rio Oil Trust*, bem como as características qualitativas de cada uma das despesas elencadas nos relatórios de transferência do Banco do Brasil S.A foram previamente acordadas no *Offering Memorandum*, que designou os termos contratuais para a

emissão das Séries 2014-1, 2014-2, 2014-3 e 2018-1 bem como os pormenores das despesas relacionadas à operação, especificados em detalhes no *Sumary of Terms*.

Nicholas Ribeiro da Costa Cardoso
Especialista em Previdência Social
ID. 4434581-0

De acordo,

Rodrigo Martins
Coordenador de Planejamento

Kelli Manhães Pessanha
Gerente de Operações

Governo do Estado do Rio de Janeiro
Secretaria de Estado de Planejamento e Gestão
Fundo Único de Previdência Social do Estado do Rio de Janeiro – Rioprevidência

NOTA TÉCNICA GOP 2018 / No. 104 **Rio de Janeiro, 29 de novembro de 2018.**

Relatório mensal referente à transferência de recursos para Contas das séries 2014-1, 2014-2, 2014-3 e 2018-1 da Operação financeira externa baseado nas informações repassadas pelo banco estruturador da operação – Banco do Brasil em Novembro de 2018, através do relatório "*Transfer Report*" dos dias 20/11/2018.

As Operações Financeiras realizadas produziram as seguintes séries de títulos emitidos pela Rio Oil Trust:

a) Séries 2014-1 de US$ 2.000.000.000,00 a 9,25% até 2024;

b) Série 2014-2 de R$ 1.440.000.000,00 a 19,25% até 2022;

c) Série 2014-3 de US$ 1.100.000.000,00 a 9,75% até 2027; e

d) Série 2018-1 de US$ 600.000.000,00 a 8,20% até 2028.

A taxa de câmbio utilizada para a consecução desse relatório foi de R$ 3,797 e R$ 3,8925 nas datas de 20/11/2018 e 27/11/2018.

Fundo Único de Previdência Social do Estado do Rio de Janeiro – Rioprevidência
Sede Administrativa: Rua da Quitanda n° 106 – Centro – Rio de Janeiro – RJ – CEP 20091-005
Telefone: 2332-5757

1. Distribuição das Receitas de Royalties e Participações Especiais recebidas em Novembro de 2018.

DATA	20/11/2018	28/11/2018	11-2018
R$/U$	3,7970	3,8925	Total
Receitas do Petróleo do RJ e Receitas de Direitos do Petróleo do RJ	**2.244.397.317,18**	**876.905.695,97**	**3.121.303.013,15**
Royalties - até 5% (Lei 7.990/89)	235.943.881,82	1.332.455,70	237.276.337,52
Royalties - maior que 5% (Lei 9.478/97)	173.675.389,75	980.804,25	174.656.194,00
Participações Especiais (Lei nº 9.478 de 06 de agosto de 1997)	1.834.778.045,61	873.566.277,95	2.708.344.323,56
FEP (Fundo Especial de Petróleo) - Lei n. 7.990 e Lei n. 9.478	-	1.026.158,07	1.026.158,07
Retenções das Receitas do Petróleo Devidas pelo RJ	**80.840.083,90**	**9.098.839,75**	**89.938.923,65**
PASEP	22.443.973,15	8.769.056,96	31.213.030,11
FECAM	-	-	-
Municípios do RJ	58.396.110,75	329.782,79	58.725.893,54
Ajuste PRÉ-sal (FECAM / FISED)	-	-	-
Governo Federal Brasileiro (Acordo assinado em 29 de outubro de 1999)	-	-	-
Conta B (Decreto Estadual Nº 43.783 de 12 Setembro de 2012)	-	-	-
Valor líquido transferido para a Conta de Arrecadação	**2.163.557.233,28**	**867.806.856,22**	**3.031.364.089,50**
Excesso nas contas de transação	**-**	**-**	**-**
Despesas Tributárias	**10.570.705,35**	**-**	**10.570.705,35**
Balanço	**2.152.986.527,93**	**867.806.856,22**	**3.020.793.384,15**
Despesas da Rio Petróleo S/A	**44.895,04**	**-**	**44.895,04**
Despesas da Rio Oil Finance Trust	**-**	**-**	**-**
Despesas com o Agente Colateral	**-**	**-**	**-**
Despesas com o Servicer	**-**	**-**	**-**
Despesas com o Bond administrator	**-**	**-**	**-**
Waterfall - Balanço das Transferências	262.153.258,52	-	262.153.258,52
Subcontas - Juros Sênior	**-**	**-**	**-**
Subcontas - Principal Sênior Agendado	**155.515.409,93**	**-**	**155.515.409,93**
Contas Reservas do Serviço da Dívida	**- 225.626.639,36**	**-**	**- 225.626.639,36**
Contas de Liquidez	**332.264.487,95**	**-**	**332.264.487,95**
Subcontas - Principal Sênior Acelerado	**-**	**-**	**-**
Subcontas - Juros em Excesso Sênior	**-**	**-**	**-**
Subcontas - Principal em Excesso Sênior Agendado	**-**	**-**	**-**
Subcontas - Principal em Excesso Sênior Acelerado	**-**	**-**	**-**
Evento Gatilho	**-**	**-**	**-**
Evento "Waiver"	**-**	**-**	**-**
Rioprevidência	**1.890.788.374,38**	**867.806.856,22**	**2.758.595.230,60**
Total das Despesa da Operação	**272.768.858,91**	**-**	**272.768.858,91**

2. Conclusão:

Em complemento a nota técnica GOP/n°103, inserimos nova receita de R&PE, apurada no dia 27/11/2018, totalizando no mês corrente um total de **R$ 3.121.303.013,15.** Deste valor, **R$ 89.938.923,65** foram destinados as deduções legais. O volume financeiro de **R$ 272.768.858,91 (Tabela 1), advindo da receita R&PE,** foram direcionados às despesas com a operação internacional (Despesas Tributária, Despesas da Rio Petróleo S/A, Despesas da Rio Oil Finance Trust, Despesas com o Agente Colateral, Despesas com o Servicer, Despesas com o Bond administrator, Subcontas - Juros Sênior, Subcontas - Principal Sênior Agendado, Contas Reservas do Serviço da Dívida, Conta de Liquidez, Subcontas - Principal Sênior Acelerado, Subcontas - Juros em Excesso Sênior, Subcontas - Principal em Excesso Sênior Agendado, Subcontas - Principal em Excesso Sênior Acelerado, Evento Gatilho, Evento "Waiver") .

É importante observar que o volume de R$ 225.626.639,36, que já estava nas contas "Reservas do Serviço da Dívida", na data da entrada de R&PE, foi redistribuído entre as contas da operação, para atender o volume de recurso financeiro requerido nas contas de "Liquidez". Por este motivo, esta alínea encontra-se um valor negativo.

Tabela 1

Despesa da Operação por pro-rata da Receita de Direitos do Petróleo	**20/11/2018**	**28/11/2018**	**11-2018**
Royalties - até 5% (Lei 7.990/89)	27.956,04	-	27.956,04
Royalties - maior que 5% (Lei 9.478/97)	27.437,46	-	27.437,46
Participações Especiais (Lei nº 9.478 de 06 de agosto de 1997)	272.713.465,41	-	272.713.465,41
FEP (Fundo Especial de Petróleo) - Lei n. 7.990 e Lei n. 9.478	-	-	-
	272.768.858,91	**-**	**272.768.858,91**

Ao Rioprevidência (Sponser) coube receber líquido um montante de R$ 2.758.595.230,59, conforme tabela abaixo.

Tabela 2

Rioprevidência (Sponser Note)	**20/11/2018**	**28/11/2018**	**11-2018**
Royalties - até 5% (Lei 7.990/89)	175.160.376,22	989.348,36	176.149.724,58
Royalties - maior que 5% (Lei 9.478/97)	171.911.198,40	970.996,21	172.882.194,61
Participações Especiais (Lei nº 9.478 de 06 de agosto de 1997)	1.543.716.799,75	864.830.615,17	2.408.547.414,92
FEP (Fundo Especial de Petróleo) - Lei n. 7.990 e Lei n. 9.478	-	1.015.896,49	1.015.896,49
	1.890.788.374,37	**867.806.856,22**	**2.758.595.230,59**

Cabe ressaltar que as prioridades nas transferências das despesas tributárias, das despesas com a Rio Petróleo e *Rio Oil Trust*, bem como as características qualitativas de cada uma das despesas elencadas nos relatórios de transferência do Banco do Brasil S.A foram previamente acordadas no *Offering Memorandum*, que designou os termos contratuais para a

emissão das Séries 2014-1, 2014-2, 2014-3 e 2018-1 bem como os pormenores das despesas relacionadas à operação, especificados em detalhes no *Sumary of Terms*.

Nicholas Ribeiro da Costa Cardoso
Especialista em Previdência Social
ID. 4434581-0

De acordo,

Rodrigo Martins
Coordenador de Planejamento

Kelli Manhães Pessanha
Gerente de Operações

Governo do Estado do Rio de Janeiro
Secretaria de Estado de Planejamento e Gestão
Fundo Único de Previdência Social do Estado do Rio de Janeiro – Rioprevidência

NOTA TÉCNICA GOP 2018 / No. 104 **Rio de Janeiro, 29 de novembro de 2018.**

Relatório mensal referente à transferência de recursos para Contas das séries 2014-1, 2014-2, 2014-3 e 2018-1 da Operação financeira externa baseado nas informações repassadas pelo banco estruturador da operação – Banco do Brasil em Novembro de 2018, através do relatório "*Transfer Report*" dos dias 20/11/2018, 27/11/2018 e 29/11/2018.

As Operações Financeiras realizadas produziram as seguintes séries de títulos emitidos pela Rio Oil Trust:

a) Séries 2014-1 de US$ 2.000.000.000,00 a 9,25% até 2024;

b) Série 2014-2 de R$ 1.440.000.000,00 a 19,25% até 2022;

c) Série 2014-3 de US$ 1.100.000.000,00 a 9,75% até 2027; e

d) Série 2018-1 de US$ 600.000.000,00 a 8,20% até 2028.

A taxa de câmbio utilizada para a consecução desse relatório foi de R$ 3,797, e R$ 3,8925 e R$ 3,856 nas datas de 20/11/2018 e 28/11/2018 e 29/11/2018.

Fundo Único de Previdência Social do Estado do Rio de Janeiro – Rioprevidência
Sede Administrativa: Rua da Quitanda n° 106 – Centro – Rio de Janeiro – RJ – CEP 20091-005
Telefone: 2332-5757

1. Distribuição das Receitas de Royalties e Participações Especiais recebidas em Novembro de 2018.

DATA	20/11/2018	28/11/2018	29/11/2018	11-2018
R$/U$	3,7970	3,8925	3,8568	Total
Receitas do Petróleo do RJ e Receitas de Direitos do Petróleo do RJ	**2.244.397.317,18**	**876.905.695,97**	**90.042.671,34**	**3.211.345.684,49**
Royalties - até 5% (Lei 7.990/89)	235.943.881,82	1.332.455,70	35.952.246,31	273.228.583,83
Royalties - maior que 5% (Lei 9.478/97)	173.675.389,75	980.804,25	53.928.647,33	228.584.841,33
Participações Especiais (Lei nº 9.478 de 06 de agosto de 1997)	1.834.778.045,61	873.566.277,95	-	2.708.344.323,56
FEP (Fundo Especial de Petróleo) - Lei n. 7.990 e Lei n. 9.478	-	1.026.158,07	161.777,70	1.187.935,77
Retenções das Receitas do Petróleo Devidas pelo RJ	**80.840.083,90**	**9.098.839,75**	**9.798.607,66**	**99.737.531,31**
PASEP	22.443.973,15	8.769.056,96	900.426,70	32.113.456,81
FECAM	-	-	-	-
Municípios do RJ	58.396.110,75	329.782,79	8.898.180,96	67.624.074,50
Ajuste PRÉ-sal (FECAM / FISED)	-	-	-	-
Governo Federal Brasileiro (Acordo assinado em 29 de outubro de 1999)	-	-	-	-
Conta B (Decreto Estadual Nº 43.783 de 12 Setembro de 2012)	-	-	-	-
Valor líquido transferido para a Conta de Arrecadação	**2.163.557.233,28**	**867.806.856,22**	**80.244.063,68**	**3.111.608.153,18**
Excesso nas contas de transação	**-**	**-**	**-**	**-**
Despesas Tributárias	**10.570.705,35**	**-**	**-**	**10.570.705,35**
Balanço	**2.152.986.527,93**	**867.806.856,22**	**80.244.063,68**	**3.101.037.447,83**
Despesas da Rio Petróleo S/A	**44.895,04**	**-**	**-**	**44.895,04**
Despesas da Rio Oil Finance Trust	**-**	**-**	**-**	**-**
Despesas com o Agente Colateral	**-**	**-**	**-**	**-**
Despesas com o Servicer	**-**	**-**	**-**	**-**
Despesas com o Bond administrator	**-**	**-**	**-**	**-**
Waterfall - Balanço das Transferências	262.153.258,52	-	-	262.153.258,52
Subcontas - Juros Sênior	**-**	**-**	**-**	**-**
Subcontas - Principal Sênior Agendado	**155.515.409,93**	**-**	**-**	**155.515.409,93**
Contas Reservas do Serviço da Dívida	**- 225.626.639,36**	**-**	**-**	**- 225.626.639,36**
Contas de Liquidez	**332.264.487,95**	**-**	**-**	**332.264.487,95**
Subcontas - Principal Sênior Acelerado	**-**	**-**	**-**	**-**
Subcontas - Juros em Excesso Sênior	**-**	**-**	**-**	**-**
Subcontas - Principal em Excesso Sênior Agendado	**-**	**-**	**-**	**-**
Subcontas - Principal em Excesso Sênior Acelerado	**-**	**-**	**-**	**-**
Evento Gatilho	**-**	**-**	**-**	**-**
Evento "Waiver"	**-**	**-**	**-**	**-**
Rioprevidência	**1.890.788.374,38**	**867.806.856,22**	**80.244.063,68**	**2.838.839.294,28**
Total das Despesa da Operação	**272.768.858,91**	**-**	**-**	**272.768.858,91**

2. Conclusão:

Em complemento a nota técnica GOP/n°103, inserimos nova receita de R&PE, apurada nos dias 28/11/2018 e 29/11/2018, totalizando no mês corrente um total de **R$ 3.211.345.684,49.** Deste valor, **R$ 99.737.531,31** foram destinados as deduções legais. O volume financeiro de **R$ 272.768.858,91 (Tabela 1), advindo da receita R&PE,** foram direcionados às despesas com a operação internacional (Despesas Tributária, Despesas da Rio Petróleo S/A, Despesas da Rio Oil Finance Trust, Despesas com o Agente Colateral, Despesas com o Servicer, Despesas com o Bond administrator, Subcontas - Juros Sênior, Subcontas - Principal Sênior Agendado, Contas Reservas do Serviço da Dívida, Conta de Liquidez, Subcontas - Principal Sênior Acelerado, Subcontas - Juros em Excesso Sênior, Subcontas - Principal em Excesso Sênior Agendado, Subcontas - Principal em Excesso Sênior Acelerado, Evento Gatilho, Evento "Waiver") .

É importante observar que o volume de R$ 225.626.639,36, que já estava nas contas "Reservas do Serviço da Dívida", na data da entrada de R&PE, foi redistribuído entre as contas da operação, para atender o volume de recurso financeiro requerido nas contas de "Liquidez". Por este motivo, esta alínea encontra-se um valor negativo.

Tabela 1

Despesa da Operação por pro-rata da Receita de Direitos do Petróleo	20/11/2018	28/11/2018	29/11/2018	11-2018
Royalties - até 5% (Lei 7.990/89)	27.956,04	-	-	27.956,04
Royalties - maior que 5% (Lei 9.478/97)	27.437,46	-	-	27.437,46
Participações Especiais (Lei nº 9.478 de 06 de agosto de 1997)	272.713.465,41	-	-	272.713.465,41
FEP (Fundo Especial de Petróleo) - Lei n. 7.990 e Lei n. 9.478	-	-	-	-
	272.768.858,91	**-**	**-**	**272.768.858,91**

Ao Rioprevidência (Sponser) coube receber líquido um montante de R$ 2.838.839.294,27, conforme tabela abaixo.

Tabela 2

Rioprevidência (Sponser Note)	20/11/2018	28/11/2018	29/11/2018	11-2018
Royalties - até 5% (Lei 7.990/89)	175.160.376,22	989.348,36	26.694.542,89	202.844.267,47
Royalties - maior que 5% (Lei 9.478/97)	171.911.198,40	970.996,21	53.389.360,87	226.271.555,47
Participações Especiais (Lei nº 9.478 de 06 de agosto de 1997)	1.543.716.799,75	864.830.615,17	-	2.408.547.414,92
FEP (Fundo Especial de Petróleo) - Lei n. 7.990 e Lei n. 9.478	-	1.015.896,49	160.159,92	1.176.056,41
	1.890.788.374,37	**867.806.856,22**	**80.244.063,68**	**2.838.839.294,27**

Cabe ressaltar que as prioridades nas transferências das despesas tributárias, das despesas com a Rio Petróleo e *Rio Oil Trust*, bem como as características qualitativas de cada uma das despesas elencadas nos relatórios de transferência do Banco do Brasil S.A foram previamente acordadas no *Offering Memorandum*, que designou os termos contratuais para a

emissão das Séries 2014-1, 2014-2, 2014-3 e 2018-1 bem como os pormenores das despesas relacionadas à operação, especificados em detalhes no *Sumary of Terms*.

Nicholas Ribeiro da Costa Cardoso
Especialista em Previdência Social
ID. 4434581-0

De acordo,

Rodrigo Martins
Coordenador de Planejamento

Kelli Manhães Pessanha
Gerente de Operações

Governo do Estado do Rio de Janeiro
Secretaria de Estado de Planejamento e Gestão
Fundo Único de Previdência Social do Estado do Rio de Janeiro – Rioprevidência

NOTA TÉCNICA GOP 2018 / No. 111 **Rio de Janeiro, 26 de dezembro de 2018.**

Relatório mensal referente à transferência de recursos para Contas das séries 2014-1, 2014-2, 2014-3 e 2018-1 da Operação financeira externa baseado nas informações repassadas pelo banco estruturador da operação – Banco do Brasil em Novembro de 2018, através do relatório "*Transfer Report*" do dia 18/12/2018.

As Operações Financeiras realizadas produziram as seguintes séries de títulos emitidos pela Rio Oil Trust:

a) Séries 2014-1 de US$ 2.000.000.000,00 a 9,25% até 2024;

b) Série 2014-2 de R$ 1.440.000.000,00 a 19,25% até 2022;

c) Série 2014-3 de US$ 1.100.000.000,00 a 9,75% até 2027; e

d) Série 2018-1 de US$ 600.000.000,00 a 8,20% até 2028.

A taxa de câmbio utilizada para a consecução desse relatório foi de R$ 3,8996, na data de 18/12/2018.

Fundo Único de Previdência Social do Estado do Rio de Janeiro – Rioprevidência
Sede Administrativa: Rua da Quitanda n° 106 – Centro – Rio de Janeiro – RJ – CEP 20091-005
Telefone: 2332-5757

1. Distribuição das Receitas de Royalties e Participações Especiais recebidas em 18 de Dezembro de 2018.

DATA	**18/12/2018**
R$/U$	**3,8996**
Receitas do Petróleo do RJ e Receitas de Direitos do Petróleo do RJ	**435.026.286,89**
Royalties - até 5% (Lei 7.990/89)	250.798.020,48
Royalties - maior que 5% (Lei 9.478/97)	184.228.266,41
Participações Especiais (Lei nº 9.478 de 06 de agosto de 1997)	-
FEP (Fundo Especial de Petróleo) - Lei n. 7.990 e Lei n. 9.478	-
Retenções das Receitas do Petróleo Devidas pelo RJ	**66.422.772,93**
PASEP	4.350.262,86
FECAM	-
Municípios do RJ	62.072.510,07
Ajuste PRÉ-sal (FECAM / FISED)	-
Governo Federal Brasileiro (Acordo assinado em 29 de outubro de 1999)	-
Conta B (Decreto Estadual Nº 43.783 de 12 Setembro de 2012)	-
Valor líquido transferido para a Conta de Arrecadação	**368.603.513,96**
Excesso nas contas de transação	**-**
Despesas Tributárias	**66.082,36**
Balanço	**368.537.431,60**
Despesas da Rio Petróleo S/A	**53.157,94**
Despesas da Rio Oil Finance Trust	**203.641,01**
Despesas com o Agente Colateral	**-**
Despesas com o Servicer	48.000,00
Despesas com o Bond administrator	48.000,00
Waterfall - Balanço das Transferências	-
Subcontas - Juros Sênior	**-**
Subcontas - Principal Sênior Agendado	**-**
Contas Reservas do Serviço da Dívida	**-**
Contas de Liquidez	**-**
Subcontas - Principal Sênior Acelerado	**-**
Subcontas - Juros em Excesso Sênior	**-**
Subcontas - Principal em Excesso Sênior Agendado	**-**
Subcontas - Principal em Excesso Sênior Acelerado	**-**
Evento Gatilho	**-**
Evento "Waiver"	**-**
Rioprevidência	**368.184.632,66**
Total das Despesa da Operação	**418.881,31**

2. Conclusão:

A receita de R&PE, apurada no "*Transfer Report*" do dia 18/12/2018, totaliza no mês corrente, até o momento, um total de **R$ 435.026.286,89.** Deste valor, **R$ 66.422.772,93** foram destinados as deduções legais. O volume financeiro de **R$ 418.881,31 (Tabela 1), advindo da receita R&PE,** foram direcionados às despesas com a operação internacional (Despesas Tributária, Despesas da Rio Petróleo S/A, Despesas da Rio Oil Finance Trust, Despesas com o Agente Colateral, Despesas com o Servicer, Despesas com o Bond administrator, Subcontas - Juros Sênior, Subcontas - Principal Sênior Agendado, Contas Reservas do Serviço da Dívida, Conta de Liquidez, Subcontas - Principal Sênior Acelerado, Subcontas - Juros em Excesso Sênior, Subcontas - Principal em Excesso Sênior Agendado, Subcontas - Principal em Excesso Sênior Acelerado, Evento Gatilho, Evento "Waiver") .

Seguindo método de ponderação, já apresentado no despacho da GOP à GCO em 26 de abril de 2018, fl.78, em que se definiu que a despesa da operação seria ponderada pelo peso de cada natureza de receita, líquida das deduções obrigatórias, apresenta-se abaixo o índice de rateio:

Receita Líquida de deduções obrigatórias	Natureza de Receita	18/12/2018
Royalties - até 5% (Lei 7.990/89)	1390001103	186.217.530,21
Royalties - maior que 5% (Lei 9.478/97)	1390001105	182.385.983,75
Participações Especiais (Lei nº 9.478 de 06 de agosto de 1997)	1390001106	-
FEP (Fundo Especial de Petróleo) - Lei n. 7.990 e Lei n. 9.478	1390001107	-
		368.603.513,95

Índice de Rateio	Natureza de Receita	18/12/2018
Royalties - até 5% (Lei 7.990/89)	1390001103	0,505197382
Royalties - maior que 5% (Lei 9.478/97)	1390001105	0,494802618
Participações Especiais (Lei nº 9.478 de 06 de agosto de 1997)	1390001106	0
FEP (Fundo Especial de Petróleo) - Lei n. 7.990 e Lei n. 9.478	1390001107	0

Na tabela abaixo, apresenta-se a despesas da operação.

Tabela 1

Despesa da Operação por pro-rata da Receita de Direitos do Petróleo	Natureza de Receita	18/12/2018
Royalties - até 5% (Lei 7.990/89)	1390001103	211.617,74
Royalties - maior que 5% (Lei 9.478/97)	1390001105	207.263,57
Participações Especiais (Lei nº 9.478 de 06 de agosto de 1997)	1390001106	-
FEP (Fundo Especial de Petróleo) - Lei n. 7.990 e Lei n. 9.478	1390001107	-
		418.881,31

Ao Rioprevidência (Sponser) coube receber líquido um montante de R$ 368.184.632,66, ao qual, também se aplicou o critério do rateio.

Tabela 2

Rioprevidência (Sponser Note)	**Natureza de Receita**	**18/12/2018**
Royalties - até 5% (Lei 7.990/89)	1390001103	186.005.912,47
Royalties - maior que 5% (Lei 9.478/97)	1390001105	182.178.720,19
Participações Especiais (Lei nº 9.478 de 06 de agosto de 1997)	1390001106	-
FEP (Fundo Especial de Petróleo) - Lei n. 7.990 e Lei n. 9.478	1390001107	-
		368.184.632,66

Cabe ressaltar que as prioridades nas transferências das despesas tributárias, das despesas com a Rio Petróleo e *Rio Oil Trust*, bem como as características qualitativas de cada uma das despesas elencadas nos relatórios de transferência do Banco do Brasil S.A foram previamente acordadas no *Offering Memorandum*, que designou os termos contratuais para a emissão das Séries 2014-1, 2014-2, 2014-3 e 2018-1 bem como os pormenores das despesas relacionadas à operação, especificados em detalhes no *Sumary of Terms.*

Nicholas Ribeiro da Costa Cardoso
Especialista em Previdência Social
ID. 4434581-0

De acordo,

Rodrigo Martins
Coordenador de Planejamento

Kelli Manhães Pessanha
Gerente de Operações

Governo do Estado do Rio de Janeiro
Secretaria de Estado de Planejamento e Gestão
Fundo Único de Previdência Social do Estado do Rio de Janeiro – Rioprevidência

NOTA TÉCNICA GOP 2019 / No. 002 **Rio de Janeiro, 07 de janeiro de 2019.**

Relatório mensal referente à transferência de recursos para Contas das séries 2014-1, 2014-2, 2014-3 e 2018-1 da Operação financeira externa baseado nas informações repassadas pelo banco estruturador da operação – Banco do Brasil em Dezembro de 2018, através do relatório "*Transfer Report*" dos dias 18/12/2018, 21/12/2018 e 24/12/2018.

As Operações Financeiras realizadas produziram as seguintes séries de títulos emitidos pela Rio Oil Trust:

a) Séries 2014-1 de US$ 2.000.000.000,00 a 9,25% até 2024;

b) Série 2014-2 de R$ 1.440.000.000,00 a 19,25% até 2022;

c) Série 2014-3 de US$ 1.100.000.000,00 a 9,75% até 2027; e

d) Série 2018-1 de US$ 600.000.000,00 a 8,20% até 2028.

A(s) taxa(s) de câmbio utilizada(s) para a consecução desse relatório foi de R$ 3,8996, na data de 18/12/2018; de R$ 3,8437, na data de 21/12/2018 e de R$ 3,9035 na data de 24/12/2018.

Fundo Único de Previdência Social do Estado do Rio de Janeiro – Rioprevidência
Sede Administrativa: Rua da Quitanda n° 106 – Centro – Rio de Janeiro – RJ – CEP 20091-005
Telefone: 2332-5757

1. Distribuição das Receitas de Royalties e Participações Especiais recebidas em Dezembro de 2018.

DATA	18/12/2018	21/12/2018	24/12/2018	12-2018
R$/U$	3,8996	3,8437	3,9035	Total
Receitas do Petróleo do RJ e Receitas de Direitos do Petróleo do RJ	**435.026.286,89**	**215.989,44**	**1.617.552,25**	**436.859.828,58**
Royalties - até 5% (Lei 7.990/89)	250.798.020,48	-	296.353,46	251.094.373,94
Royalties - maior que 5% (Lei 9.478/97)	184.228.266,41	-	444.530,18	184.672.796,59
Participações Especiais (Lei nº 9.478 de 06 de agosto de 1997)	-	-	-	-
FEP (Fundo Especial de Petróleo) - Lei n. 7.990 e Lei n. 9.478	-	215.989,44	876.668,61	1.092.658,05
Retenções das Receitas do Petróleo Devidas pelo RJ	**66.422.772,93**	**2.159,89**	**89.522,99**	**66.514.455,81**
PASEP	4.350.262,86	2.159,89	16.175,51	4.368.598,26
FECAM	-	-	-	-
Municípios do RJ	62.072.510,07	-	73.347,48	62.145.857,55
Ajuste PRÉ-sal (FECAM / FISED)	-	-	-	-
Governo Federal Brasileiro (Acordo assinado em 29 de outubro de 1999)	-	-	-	-
Conta B (Decreto Estadual Nº 43.783 de 12 Setembro de 2012)	-	-	-	-
Valor líquido transferido para a Conta de Arrecadação	**368.603.513,96**	**213.829,55**	**1.528.029,26**	**370.345.372,77**
Excesso nas contas de transação	**-**	**-**	**-**	**-**
Despesas Tributárias	**66.082,36**	**-**	**-**	**66.082,36**
Balanço	**368.537.431,60**	**213.829,55**	**1.528.029,26**	**370.279.290,41**
Despesas da Rio Petróleo S/A	**53.157,94**	**-**	**-**	**53.157,94**
Despesas da Rio Oil Finance Trust	**203.641,01**	**-**	**-**	**203.641,01**
Societé de La Bourse de Luxembourg S.A	-	-	-	-
Wilmington Trust N.A	-	-	-	-
Souza, Cescon, Barrieu e Flesch Sociedade de Advogados	-	-	-	-
Citibank N.A	97.490,00	-	-	97.490,00
Acal Consultoria e Auditoria	-	-	-	-
Campos Melo e Campos Mello Sociedade de Advogados	-	-	-	-
Fitch Ratings, Inc	-	-	-	-
Standard & Poor´s Financial Services, LLC	-	-	-	-
Puglisi & Associates	-	-	-	-
BB Securities Ltd.	-	-	-	-
BNP Paribas	-	-	-	-
Clifford Chance US LLP	-	-	-	-
Hogan Lovells US LLP	-	-	-	-
Claeary Gottilieb Steen & Hamilton LLP	-	-	-	-
D.F. King & Co., Inc.	-	-	-	-
Alston & Bird LLP	106.151,01	-	-	106.151,01
Wood Mackenzie Ltd	-	-	-	-
Brazil Translations & Solutions Traducoes e interpret Ltda	-	-	-	-
DLA Piper LLP (US)	-	-	-	-
S&P Capital IQ LLC	-	-	-	-
Baker Tilly Virchow Krause, LLP	-	-	-	-
Despesas com o Agente Colateral	**-**	**-**	**-**	**-**
Despesas com o Servicer	**48.000,00**	**-**	**-**	**48.000,00**
Despesas com o Bond administrator	**48.000,00**	**-**	**-**	**48.000,00**
Waterfall - Balanço das Transferências	**-**	**-**	**-**	**-**
Subcontas - Juros Sênior	**-**	**-**	**-**	**-**
Subcontas - Principal Sênior Agendado	**-**	**-**	**-**	**-**
Contas Reservas do Serviço da Dívida	**-**	**-**	**-**	**-**
Contas de Liquidez	**-**	**-**	**-**	**-**
Subcontas - Principal Sênior Acelerado	**-**	**-**	**-**	**-**
Subcontas - Juros em Excesso Sênior	**-**	**-**	**-**	**-**
Subcontas - Principal em Excesso Sênior Agendado	**-**	**-**	**-**	**-**
Subcontas - Principal em Excesso Sênior Acelerado	**-**	**-**	**-**	**-**
Evento Gatilho	**-**	**-**	**-**	**-**
Evento "Waiver"	**-**	**-**	**-**	**-**
Rioprevidência	**368.184.632,66**	**213.829,55**	**1.528.029,26**	**369.926.491,47**
Total das Despesa da Operação	**418.881,31**	**-**	**-**	**418.881,31**

2. Conclusão:

A receita de R&PE, apurada nos "*Transfer Reports*" dos dias 18/12/2018, 21/12/2018 e 24/12/2018, totalizam no mês corrente um total de **R$ 436.859.828,58.** Deste valor, **R$ 66.514.455,81** foram destinados as deduções legais. O volume financeiro de **R$ 418.881,31 (Tabela 1), advindo da receita R&PE,** foram direcionados às despesas com a operação internacional (Despesas Tributária, Despesas da Rio Petróleo S/A, Despesas da Rio Oil Finance Trust, Despesas com o Agente Colateral, Despesas com o Servicer, Despesas com o Bond administrator, Subcontas - Juros Sênior, Subcontas - Principal Sênior Agendado, Contas Reservas do Serviço da Dívida, Conta de Liquidez, Subcontas - Principal Sênior Acelerado, Subcontas - Juros em Excesso Sênior, Subcontas - Principal em Excesso Sênior Agendado, Subcontas - Principal em Excesso Sênior Acelerado, Evento Gatilho, Evento "Waiver").

Seguindo método de ponderação, já apresentado no despacho da GOP à GCO em 26 de abril de 2018, fl.78, em que se definiu que a despesa da operação seria ponderada pelo peso de cada natureza de receita, líquida das deduções obrigatórias, apresenta-se abaixo o índice de rateio:

Receita Líquida de deduções obrigatórias	Natureza de Receita	18/12/2018	21/12/2018	24/12/2018
Royalties - até 5% (Lei 7.990/89)	1390001103	186.217.530,21	-	220.042,44
Royalties - maior que 5% (Lei 9.478/97)	1390001105	182.385.983,75	-	440.084,88
Participações Especiais (Lei nº 9.478 de 06 de agosto de 1997)	1390001106	-	-	-
FEP (Fundo Especial de Petróleo) - Lei n. 7.990 e Lei n. 9.478	1390001107	-	213.829,55	867.901,92
		368.603.513,95	**213.829,55**	**1.528.029,25**

Índice de Rateio	Natureza de Receita	18/12/2018	21/12/2018	24/12/2018
Royalties - até 5% (Lei 7.990/89)	1390001103	0,505197382	0	0,144004079
Royalties - maior que 5% (Lei 9.478/97)	1390001105	0,494802618	0	0,288008151
Participações Especiais (Lei nº 9.478 de 06 de agosto de 1997)	1390001106	0	0	0
FEP (Fundo Especial de Petróleo) - Lei n. 7.990 e Lei n. 9.478	1390001107	0	1	0,56798777

Na tabela abaixo, apresenta-se a despesas da operação.

Tabela 1

Despesa da Operação por pro-rata da Receita de Direitos do Petróleo	Natureza de Receita	18/12/2018	21/12/2018	24/12/2018	12-2018
Royalties - até 5% (Lei 7.990/89)	1390001103	211.617,74	-	-	211.617,74
Royalties - maior que 5% (Lei 9.478/97)	1390001105	207.263,57	-	-	207.263,57
Participações Especiais (Lei nº 9.478 de 06 de agosto de 1997)	1390001106	-	-	-	-
FEP (Fundo Especial de Petróleo) - Lei n. 7.990 e Lei n. 9.478	1390001107	-	-	-	-
		418.881,31	**-**	**-**	**418.881,31**

Ao Rioprevidência (Sponsor) coube receber líquido um montante de R$ 369.926.491,47, ao qual, também se aplicou o critério do rateio.

Tabela 2

Rioprevidência (Sponsor Note)	Natureza de Receita	18/12/2018	21/12/2018	24/12/2018	12-2018
Royalties - até 5% (Lei 7.990/89)	1390001103	186.005.912,47	-	220.042,45	186.225.954,92
Royalties - maior que 5% (Lei 9.478/97)	1390001105	182.178.720,19	-	440.084,88	182.618.805,07
Participações Especiais (Lei nº 9.478 de 06 de agosto de 1997)	1390001106	-	-	-	-
FEP (Fundo Especial de Petróleo) - Lei n. 7.990 e Lei n. 9.478	1390001107	-	213.829,55	867.901,93	1.081.731,48
		368.184.632,66	**213.829,55**	**1.528.029,26**	**369.926.491,47**

Cabe ressaltar que as prioridades nas transferências das despesas tributárias, das despesas com a Rio Petróleo e *Rio Oil Trust*, bem como as características qualitativas de cada uma das despesas elencadas nos relatórios de transferência do Banco do Brasil S.A foram previamente acordadas no *Offering Memorandum*, que designou os termos contratuais para a emissão das Séries 2014-1, 2014-2, 2014-3 e 2018-1 bem como os pormenores das despesas relacionadas à operação, especificados em detalhes no *Sumary of Terms.*

Nicholas Ribeiro da Costa Cardoso
Especialista em Previdência Social
ID. 4434581-0

De acordo,

Rodrigo Martins
Coordenador de Planejamento

Kelli Manhães Pessanha
Gerente de Operações

Jan 22, 2018

TRANSFER REPORT

This Transfer Report has been prepared by Banco do Brasil S.A., for its role as Bond Administrator in connection with the issuance of (a) US$ 2,000,000,000 aggregate principal amount of 6.25% Series 2014-1 Notes due 2024 (the "Series 2014-1 Notes"); (b) R$ 2,400,000,000 aggregate principal amount of 16.25% Series 2014-2 Notes due 2022 (the "Series 2014-2 Notes") and (c) US$ 1,100,000,000 aggregate principal amount of 6.75% Series 2014-3 Notes due 2027 (the "Series 2014-3 Notes") by Rio Oil Finance Trust and in accordance with the terms set forth in the Indenture dated as of June 20, 2014, as amended by the Amended and Restated Indenture dated as of November 11, 2014 (the "Indenture"), in the Series 2014-1 Indenture Supplement and the Series 2014-2 Indenture Supplement, dated as of June 20, 2014, and in the Series 2014-3 Indenture Supplement dated as of November 21, 2014 (the "Indenture Supplements").

Some of the terms set forth in the Indenture and in the Indenture Supplements were amended by that certain Waiver and Amendment Agreement dated as of October 20, 2015 (the "First Waiver and Amendment Agreement"), by that certain Waiver and Amendment Agreement dated as of June 20, 2016 (the "Second Waiver and Amendment Agreement"), by that certain Waiver and Amendment Agreement dated as of October 11, 2016 (the "Third Waiver and Amendment Agreement"), by that certain Rescission and Amendment Agreement dated as of December 05, 2016 (the "Fourth Rescission and Amendment Agreement"), and by that certain Rescission and Amendment Agreement dated as of December 04, 2017 (the "Fifth Rescission and Amendment Agreement"), and are fully reflected in all calculations of this Transfer Report.

The duties and obligations of Banco do Brasil S.A. is determined solely by the express provisions of the Indenture and the other Transactions Documents which it is a part, such as the responsibility for making all the calculations and determinations including, but not limited to, Transfer Amounts. Banco do Brasil S.A. shall not be liable except for the performance of such duties and obligations.

Banco do Brasil S.A. may conclusively rely as to the truth of the statements and the correctness of the opinions expressed in any Transaction Document and upon any statements, certificates or opinions furnished in writing to Banco do Brasil S.A. pursuant to any of the Transaction Documents and conforming to the requirements of the Transaction Documents. Banco do Brasil S.A. may conclusively rely upon, and shall be protected in acting or refraining from acting upon, and shall not be bound to make any investigation into the facts or matters stated in a written resolution, certificate, statement, instrument, opinion, report, notice, request, consent, order, note, Officer's Certificate, guaranty or other paper or document reasonably believed by it to be genuine and to have been signed or presented by the proper Person(s).

This Transfer Report is addressed exclusively to Citibank N.A. (the Indenture Trustee) to be used as Transfer Instructions of the Revenue Account Waterfall in each Transfer Date.

For the effects of this Transfer Report, the Reais Allocation Date is Jan 19, 2018, the Reais Transfer Date is Jan 22, 2018, the Allocation Date is Jan 23, 2018 and the Transfer Date is Jan 24, 2018.

The exchange rate for dollar/reais conversion used in this Transfer Report is R$ 3.1965.

Table of Contents

Section (A) – Collections Revenue and Expenses Breakdowns 4

Section (B) – Detailed Collections Account Waterfall..... 5

Section (C) – Detailed Revenue Account Waterfall..... 6

Section (D) – Transfer Amounts Details and Supporting Calculations 7

(i) Excess Companhia Securitizadora Expenses Transfer Amount 7

(ii)Taxation Expenses Transfer Amount..... 11

Section (E) – Transaction Accounts Balance..... 12

Section (F) – Other Information 13

Section (G) – Transfer Instructions..... 14

Defined Terms

"Allocation Date" shall mean, with respect to any Transfer Date, the Business Day which is immediately prior to such Transfer Date.

"Officer's Certificate" shall mean, in the case any of the Issuer and the Sponsor and the Indenture Trustee, a certificate signed by an Authorized Officer or the president or chairman (or other equivalent officer) of such Person or acting on behalf of such Person.

"Person" shall mean any individual, corporation, company, partnership, joint venture, trust, estate, unincorporated association, Governmental Authority or other entity of whatever nature.

"Reais Allocation Date" shall mean, with respect of any Reais Transfer Date, the Business Day which is immediately prior to such Reais Transfer Date.

"Reais Transfer Date" shall mean each Business Day of each calendar month following a Business Day when, as of the Balance Transfer Time for the Bond Administrator, there are available funds in the Collections Account for allocation in accordance with the Indenture.

"Transaction Documents" shall mean, collectively, the Indenture, the Series 2014-1 Notes, the Series 2014-2 Notes, the Series 2014-1 Indenture Supplement, the Series 2014-2 Indenture Supplement, the Bill of Sale, the Royalties Rights Agreement, the Servicing Agreement, the Pledge Agreement, the Trust Agreement, the Initial Oil Revenue and Rights Bill of Sale, the Banco do Brasil Oil Revenue and Rights Bill of Sale, the Caixa Oil Revenue and Rights Bill of Sale, the Instruments and any Indenture Supplements with respect to future Series of Instruments, and any purchase agreement related to the Instruments.

"Transfer Amount" shall mean, as of any Transfer Date, any of the Issuer Expenses Transfer Amount, the Taxation Expenses Transfer Amount, the Servicer Fee Transfer Amount, the Reserve LC Expenses Transfer Amount, any Debt Service Reserve Account Transfer Amount, any Series Senior Interest Transfer Amount for any Series of Securities, any Series Senior Scheduled Principal Transfer Amount for any Series of Securities, any Series Senior Excess Scheduled Principal Transfer Amount for any Series of Securities, any Series Senior Accelerated Principal Transfer Amount for any Series of Securities, any Series Senior Excess Accelerated Principal Transfer amount for any Series of Securities, any Series Subordinated Interest Transfer Amount for any Series of Securities, any Series Subordinated Scheduled Principal Transfer Amount for any Series of Securities, and/or any Series Subordinated Accelerated Principal Transfer Amount for any Series of Securities, each as of such Transfer Date.

"Transfer Date" shall mean each Business Day of each calendar month when there are available funds in the Revenue Account for distribution in accordance with the Revenue Account Waterfall.

"Transfer Instructions" shall have the meaning set forth in Section 4.10(b) of the Indenture, as follow *"On any Reais Transfer Date, prior to transferring any amounts, the Bond Administrator shall (i) first calculate the allocation of funds assuming that (A) the full amount of funds available for transfer on such Reais Transfer Date are allocated for transfer in accordance with the Collections Account Waterfall and (B) the full amount of funds available for transfer on such Transfer Date are allocated for transfer on such Transfer Date in accordance with the Revenue Account Waterfall and the Bond Administrator shall reduce such calculations to written transfer instructions for such Reais Transfer Date, the related Transfer Date or a related Payment Date.*"

Section (A) – Collections Revenue and Expense Breakdowns

The tables below show the total Collections and any other amounts received by the Servicer on such Reais Allocation Date, with respect to the Collateral of the transaction.

RJS Oil Revenues and RJS Oil Revenue Rights	Amount
Royalties – up to 5% (Law Nº 7,990 of December 28, 1989)	R$ 161,026,629.66
Royalties – more than 5% (Law Nº 9,478 of August 6, 1997)	R$ 118,274,531.54
Special Participations (Law Nº 9,478 of August 6, 1997)	R$ 0.00
FEP (Special Petroleum Fund) – Law Nº 7,990 and Law Nº 9,478	R$ 692,017.24
Total amount transfered to RJS Oil Revenues Dedicated Account	**R$ 279,993,178.44**

Statutory Oil Revenue Allocations by RJS	Amount
PASEP (Program for the Formation of Assets of Public Servants)	(R$ 2,799,931.78)
FECAM (State Fund for Environmental Conservation and Urban Development) [1 2]	(R$ 28,225,080.19)
Municipalities within RJS	(R$ 39,854,090.83)
Brazilian Federal Government (Assignment Agreement of October 29, 1999)	(R$ 191,235,603.02)
Conta B (State Decree Nº 43,783 of September 12, 2012)	R$ 0.00
Total RJS Oil Revenue Allocations	**(R$ 262,114,705.82)**

Assigned Oil Revenues and Assigned Oil Revenue Rights	Amount
RJS Oil Revenues and RJS Oil Revenue Rights	R$ 279,993,178.44
RJS Oil Revenue Allocations	(R$ 262,114,705.82)
Net amount transferred to Collections Account	**R$ 17,878,472.62**

1) According to the Amendment to the State of Rio de Janeiro Constitution Nº 70 of December 12, 2017 and the State Law Nº 178 of December 20, 2017 (the "FECAM Subordination Legislation"), amounts related to FECAM Allocation are not deducted from Royalties and Special Participations, but instead are allocated according to priority fifteenth of the Revenue Account Waterfall (Section 4.3.(o) of the Indenture).

2) According to *Nota Técnica Nº 01/2018 SUPOF/SEFAZ/RJ* (RJS Instructions), the FECAM Allocation in an amount of R$ 28,225,080.17 is related to a portion of FECAM derived from oil and gas production of pre-salt fields that should be deducted from Royalties and Special Participations received during the period between July 2017 and December 2017. This amount could not deducted by the time Royalties and Special Participation was paid because the information to determine if the production comes from a pre-salt or post-salt field became available by ANP after the time it was paid.

Section (B) – Detailed Collections Account Waterfall

Collections Account Waterfall		Amount
Priority	**Description**	
First	Taxation Expenses Transfer Amount	(R$ 17,800,133.91)
Second	(i) Servicer Fee Transfer Amount	R$ 0.00
	(ii) Bond Administrator Fees Transfer Amount	R$ 0.00
	(iii) Brazilian Collateral Agent Fees Transfer Amount	R$ 0.00
	(iv) Excess Companhia Securitizadora Expenses Transfer Amount	(R$ 78,338.71)
Third	(i) to the Revenue Account	R$ 0.00
	(ii) (A) to the Series 2014-2 Special Series Account	R$ 0.00
	(ii) (B) to the Series 2014-2 Special Debt Service Reserve Account	R$ 0.00
	(ii) (C) to the Special Interest Liquidity Reserve Account	R$ 0.00
	(ii) (D) to the Special Interest Trigger Event Reserve Account	R$ 0.00
	(iii) to the holder of the Sponsor Note and/or RJS	R$ 0.00
Fourth	(i) (A), (B), (C) and (D)	R$ 0.00
	(ii) to the holder of the Sponsor Note and to RJS	R$ 0.00
Total Debt		**(R$ 17,878,472.62)**

Section (C) – Detailed Revenue Account Waterfall

Revenue Account Waterfall		Amount
Priority	**Description**	
First	Issuer Expenses Transfer Amount	US$ 0.00
Second	To the Series 2014-1 Senior Interest Subaccount	US$ 0.00
	To the Series 2014-2 Senior Interest Subaccount	US$ 0.00
	To the Series 2014-3 Senior Interest Subaccount	US$ 0.00
Third	To the Series 2014-1 Senior Scheduled Principal Subaccount	US$ 0.00
	To the Series 2014-2 Senior Scheduled Principal Subaccount	US$ 0.00
	To the Series 2014-3 Senior Scheduled Principal Subaccount	US$ 0.00
Fourth	To the Series 2014-1 Debt Service Reserve Account	US$ 0.00
	To the Series 2014-2 Debt Service Reserve Account	US$ 0.00
	To the Series 2014-3 Debt Service Reserve Account	US$ 0.00
Fifth	(i) To the Liquidity Reserve Account	US$ 0.00
	(ii) To the Special Interest Liquidity Reserve Account	US$ 0.00
Sixth	To the Series 2014-1 Senior Accelerated Principal Subaccount	US$ 0.00
	To the Series 2014-2 Senior Accelerated Principal Subaccount	US$ 0.00
	To the Series 2014-3 Senior Accelerated Principal Subaccount	US$ 0.00
Seventh	To the Series 2014-1 Senior Excess Interest Subaccount	US$ 0.00
	To the Series 2014-2 Senior Excess Interest Subaccount	US$ 0.00
	To the Series 2014-3 Senior Excess Interest Subaccount	US$ 0.00
Eighth	To the Series 2014-1 Senior Excess Scheduled Principal Subaccount	US$ 0.00
	To the Series 2014-2 Senior Excess Scheduled Principal Subaccount	US$ 0.00
	To the Series 2014-3 Senior Excess Scheduled Principal Subaccount	US$ 0.00
Ninth	To the Series 2014-1 Senior Excess Accelerated Principal Subaccount	US$ 0.00
	To the Series 2014-2 Senior Excess Accelerated Principal Subaccount	US$ 0.00
	To the Series 2014-3 Senior Excess Accelerated Principal Subaccount	US$ 0.00
Tenth	(i) to the Trigger Event Reserve Account	US$ 0.00
	(ii) to the Special Interest Trigger Event Reserve Account	US$ 0.00
Eleventh	Not applicable	US$ 0.00
Twelfth	Not applicable	US$ 0.00
Thirteenth	Not applicable	US$ 0.00
Fourteenth	To the Reserve LC Expenses Subaccount	US$ 0.00
Fifteenth	To the holder of the Sponsor Note and to RJS	US$ 0.00
Total Debt		**US$ 0.00**

Section (D) – Transfer Amounts Details and Supporting Calculations

(i) Excess Companhia Securitizadora Expenses Transfer Amount

Service Provider	Cetip S.A. – Mercados Organizados
Description	Services related to registration, central securities depository (CSD), trading and settlement of local debentures issued by Companhia Securitizadora
Expense	Custody Fee
Source	www.cetip.com.br – *Comunicados e Documentos – Tabela de Preços*
Total Amount Due	**R$ 10,788.51**

Supporting Calculations:

1) Custody Fee

$$Custody = (Local\ Debenture\ Amount\ x\ Applicable\ Rate) + \ Additional\ Amount$$

$$Custody = (R\$\ 602{,}710{,}055.87\ x\ 0{,}001790\%) + R\$\ 0.00 = \boldsymbol{R\$\ 10{,}788.51}$$

Service Provider	Banco do Brasil S.A.
Description	Services related to receiving payments from the Companhia Securitizadora and then distributing to the holders of local debentures
Expense	Paying Agent Fee
Source	*Contrato de Banco Mandatário*
Total Amount Due	**R$ 5,713.58**

Supporting Calculations:

1) Paying Agent Fee

Fixed monthly fee of R$ 4,900.00, adjusted annually on the anniversary of Closing Date based upon IGP-DI index (*Índice Geral de Preços – Disponibilidade Interna*).

$$Adjusted\ Paying\ Agent\ Fee = Monthly\ Fee\ x\ IGP - DI\ Index$$

$$Adjusted\ Paying\ Agent\ Fee = R\$\ 5{,}136.40^{*}\ x\ 111.2370\% = \boldsymbol{R\$\ 5{,}713.58}$$

* Adjusted Paying Agent Fee as of June/2016

Service Provider	Banco do Brasil S.A.
Description	Services related to holding the collateral on behalf of the holders of local debentures issued by Companhia Securitizadora
Expense	Local Debentures Collateral Agent Fee
Source	*Contrato de Administração de Contas*
Total Amount Due	**R$ 3,927.02**

Section (D) – Transfer Amounts Details and Supporting Calculations (cont.)

(i) Excess Companhia Securitizadora Expenses Transfer Amount (cont.)

Supporting Calculations:

1) Collateral Agent Fee

Fixed monthly fee of R$ 3,000.00 adjusted annually on the anniversary of Closing Date based upon IPCA index (*Índice Nacional de Preços ao Consumidor Amplo*), plus any additional amounts that may be necessary to offset the effect of any withholding taxes.

Taxes: *Imposto de Renda* (IR) – 1,5%, *Contribuição Social sobre o Lucro Líquido* (CSLL) – 1,0%, *Contribuição para o Financiamento da Seguridade Social* (Cofins) – 3,0% and *Programa de Integração Social e Programa de Formação do Patrimônio do Servidor Público* (PIS / Pasep) – 0,65%.

1.a) Collateral Agent Fee Adjustment

$$Adjusted\ Collateral\ Agent\ Fee = Monthly\ Fee\ x\ IPCA\ Index$$

$$Adjusted\ Collateral\ Agent\ Fee = R\$\ 3{,}557.54^{*}\ x\ 103.59713\% = \boldsymbol{R\$\ 3{,}685.51}$$

1.b) Collateral Agent Fee including Taxes

$$Collateral\ Agent\ Fee = \frac{Fixed\ Fee\ (adjusted\ annually)}{(1 - taxes)}$$

$$Collateral\ Agent\ Fee = \frac{R\$\ 3{,}685.51}{(1 - 0{,}0615)} = \boldsymbol{R\$\ 3{,}927.02}$$

* Monthly Fee from 06/20/17 to 06/19/18.

Service Provider	Oliveira Trust Servicer S.A.
Description	Services related to management and accounting processes of Companhia Securitizadora
Expense	Companhia Securitizadora Controller Fee
Source	*Contrato para Administração Operacional, Contábil e Societária*
Total Amount Due	**R$ 37,605.62**

Supporting Calculations:

1) Companhia Securitizadora Controller Fee

Fixed rate annual fee of 0,02%, calculated over the Local Debenture Amount outstanding, due and paid monthly at the proportion of 1/12, with a minimum amount of R$ 30,000.00, adjusted based upon IGP-M index (*Índice Geral de Preços do Mercado*), plus any additional amounts that may be necessary to offset the effect of any withholding taxes.

Taxes: *Imposto de Renda* (IR) – 1,5%, *Contribuição Social sobre o Lucro Líquido* (CSLL) – 1,0%, *Contribuição para o Financiamento da Seguridade Social* (Cofins) – 3,0%, *Programa de Integração Social e Programa de Formação do Patrimônio do Servidor Público* (PIS / Pasep) – 0,65% and *Imposto sobre Serviços de Qualquer Natureza* (ISS) – 5,0%.

Section (D) – Transfer Amounts Details and Supporting Calculations (cont.)

(i) Excess Companhia Securitizadora Expenses Transfer Amount (cont.)

Service Provider	Fundo Único de Previdência Social do Estado do Rio de Janeiro
Description	Headquarter's office rental agreement
Expense	Rental Fee
Source	*Termo de Cessão de Uso de Imóvel*
Total Amount Due	**R$ 736.23**

Supporting Calculations:

1) Rental Fee

Fixed rate monthly fee of R$ 595.00, adjusted annually on the anniversary of the agreement initial date based upon INPC index (*Índice Nacional de Preços ao Consumidor*).

$$Adjusted\ Rental\ Fee = Monthly\ Fee\ x\ INPC\ Index$$

$$Adjusted\ Rental\ Fee = R\$\ 708.00^{*}\ x\ 103.9873\% = \boldsymbol{R\$\ 736.23}$$

* Monthly rental fee as of May/2017

Service Provider	Rio Petróleo SPE S/A Director's fee
Description	Director's remuneration
Expense	Director's Fee
Source	*Estatuto Social*
Total Amount Due	**R$ 15,925.00**

Supporting Calculations:

1) Director's Fee

Fixed rate monthly fee of R$ 6,500.00 for each Director plus INSS*.

Director		**Director**		**Total**
Fábio Rodrigo Amaral de Assunção		Flávio Câmara Carreiro		
Month	**Amount**	**Month**	**Amount**	
Jan 18	R$ 6,500.00	Jan 18	R$ 6,500.00	R$ 13,000.00
Jan 18 (INSS)	R$ 1,462.50	Jan 18 (INSS)	R$ 1,462.50	R$ 2,925.00
Total	**R$ 7,962.50**	**Total**	**R$ 7,962.50**	**R$ 15,925.00**

* Social Security Tax

Section (D) – Transfer Amounts Details and Supporting Calculations (cont.)

(i) Excess Companhia Securitizadora Expenses Transfer Amount (cont.)

Description	Taxation on Companhia Securitizadora's Revenue
Expense	PIS/COFINS
Source	*Campos Mello Legal Opinion*
Total Amount Due	**R$ 3,642.75**

Supporting Calculations:

1) PIS/COFINS

$$PIS\ /\ COFINS = \left[\frac{Expenses}{(1 - 0{,}0465)}\right] - Expenses$$

$$PIS\ /\ COFINS = \left[\frac{R\$\ 74{,}695.96}{(1 - 0{,}0465)}\right] - R\$\ 74{,}695.96 = \boldsymbol{R\$\ 3{,}642.75}$$

Total Excess Companhia Securitizadora Expenses

$$R\$\ 10{,}788.51 + R\$\ 5{,}713.58 + 3{,}927.02 + R\$\ 37{,}605.62 + R\$\ 736.23 + R\$\ 15{,}925.00 + R\$\ 3{,}642.75 = \boldsymbol{R\$\ 78{,}338.71}$$

Section (D) – Transfer Amounts Details and Supporting Calculations (cont.)

(ii) Taxation Expenses Transfer Amount

1) All funds transferred from Brazil to the Issuer abroad and/or from the Issuer abroad to Brazil are subject to IOF (*Imposto sobre Operações de Crédito, Câmbio e Seguros ou relativos a Títulos ou Valores Mobiliário*) at the rate of 0.38%;

2) All funds transferred from Brazil to the Issuer abroad are subject to IRRF (*Imposto de Renda Retido na Fonte*) at the rate of 15.00%, for the amounts other than related to a portion of Principal Payments that does not represent capital gain as a consequence of exchange rate movement, to fund the Debt Service Reserve Account, to fund the Liquidity Reserve Account and to fund the Trigger Event Reserve Account;

3) All funds drawn from the Debt Service Reserve Account, from the Liquidity Reserve Account and from the Trigger Event Reserve Account outside Brazil to be used for Interest Payment and for the portion of Principal Payment that represents capital gain as a consequence of exchange rate movement are subject to IRRF (*Imposto de Renda Retido na Fonte*) at the rate of 15,00%.

<u>Supporting Calculations</u>:

1) IRRF

i. Over the funds drawn from the Liquidity Reserve Account to the Series Account

(a) IRRF calculation

$$IRRF = \left[\frac{(Funds\ Drawn)}{(1-0.15)}\right] - (Funds\ Drawn)$$

$$IRRF = \left[\frac{US\$\ 45{,}256{,}599.17}{(0.85)}\right] - US\$\ 45{,}256{,}599.17 = \boldsymbol{US\$\ 7{,}986{,}458.68}$$

(b) IRRF was partially paid on each transfer date when Accelerated Principal were deposited in each Series Subaccount. The difference owed is:

$$IRRF = Amount\ Owed - Amount\ Paid$$

$$IRRF = US\$\ 7{,}986{,}458.68 - US\$\ 2{,}422{,}151.02 = \boldsymbol{US\$\ 5{,}564{,}307.66}\ (\boldsymbol{R\$\ 17{,}786{,}309.43})$$

ii. Companhia Securitizadora Expenses not transferred to the Issuer outside Brazil

$$IRRF = \left[\frac{(Expenses\ Amount)}{(1-0.15)}\right] - (Expenses\ Amount)$$

$$IRRF = \left[\frac{R\$\ 78{,}338.71}{(0.85)}\right] - R\$\ 78{,}338.71 = \boldsymbol{R\$\ 13{,}824.48}\ (\boldsymbol{US\$\ 4{,}324.88})$$

Total Taxation Expenses

$$US\$\ 5{,}564{,}307.66 + US\$\ 4{,}324.88\ = \boldsymbol{US\$\ 5{,}568{,}632.54}\ (\boldsymbol{R\$\ 17{,}800{,}133.91})$$

Section (E) – Transaction Accounts Balance

Collections Account		Amount
Date	Description	
12/22/17	Balance	R$ 0.00
01/22/18	Assigned Oil Revenues and Assigned Oil Revenue Rights	R$ 17,878,472.62
01/22/18	Taxation Expenses Transfer Amount	(R$ 17,800,133.91)
01/22/18	Excess Companhia Securitizadora Expenses Transfer Amount	(R$ 78,338.71)
Final Balance as of the close of business of Jan 22, 2018		**R$ 0.00**

Series 2014-2 Special Series Account		Amount
Date	Description	
12/22/17	Balance	R$ 49,819,357.24
01/08/18	Interest Payment	(R$ 17,073,653.77)
01/08/18	Pending Scheduled Principal Payment	(R$ 32,745,703.47)
01/22/18	Series 2014-2 Senior Interest Subaccount	R$ 24,314,367.68
01/22/18	Series 2014-2 Senior Scheduled Principal Subaccount	R$ 13,918,748.47
Final Balance as of the close of business of Jan 22, 2018		**R$ 38,233,116.15**

Series 2014-2 Special Debt Service Reserve Account		Amount
Date	Description	
12/22/17	Balance	R$ 49,819,357.24
Final Balance as of the close of business of Jan 22, 2018		**R$ 49,819,357.24**

Special Interest Liquidity Reserve Account		Amount
Date	Description	
12/22/17	Balance	R$ 38,040,009.39
01/22/18	Interest (Eligible Investments)	R$ 193,106.76
01/22/18	To the Series 2014-2 Senior Interest Subaccount	(R$ 24,314,367.68)
01/22/18	To the Series 2014-2 Senior Scheduled Principal Subaccount	(R$ 13,918,748.47)
Final Balance as of the close of business of Jan 22, 2018		**R$ 0.00**

Special Interest Trigger Event Reserve Account		Amount
Date	Description	
12/22/17	Balance	R$ 14,813,024.72
Final Balance as of the close of business of Jan 22, 2018		**R$ 14,813,024.72**

Section (F) – Other Information

Events	Y / N
Has any Event of Default occurred or continued as of the close of business for the Indenture Trustee on the related Allocation Date?	No
Has any Trigger Event occurred or continued as of the close of business for the Indenture Trustee on the related Allocation Date?	Yes
Has any Bond Administrator Replacement Event occurred or continued as of the close of business for the Indenture Trustee on the related Allocation Date?	No
Has any Servicer Replacement Event occurred or continued as of the close of business for the Indenture Trustee on the related Allocation Date?	No
Has any Event of Default been declared as of the close of business for the Indenture Trustee on the related Allocation Date?	No
Has any Early Amortization Period been declared as of the close of business for the Indenture Trustee on the related Allocation Date?	No
Has there been the occurrence of conditions which give rise to any Sponsor Refund Obligations or any RJS Damages as of the close of business for the Indenture Trustee on the related Allocation Date?	No

Notes:

1) The following Trigger Event continued during such Reporting Period, according to item (b) and (c) of the "Trigger Event" definition, in the Appendix 1 of the Indenture:

"(b) with respect to the pending Scheduled Payment Date on or after the Data Acquisition Date and the related Quarterly Reporting Period, the Minimum Average Forward-Looking Debt Service Coverage Ratio project with respect to such Quarterly Reporting Period is less than the Minimum Average Forward-Looking Debt Service Coverage Ratio Trigger Threshold.

(c) notwhitstanding the foregoing, to the extent that a Trigger Event exists as of December 4, 2017, it shall continue to exist until, and including, April 30, 2018."

2) An Early Amortization Period with respect to each Series of Securities, including the payment obligations on each Early Amortization Payment Date and the other effects thereof, has been declared by the execution of the Second Waiver and Amendment Agreement on June 20, 2016, and shall remain in effect until rescinded by written notice from the Series Controlling Party of each Series 2014-1, Series 2014-2 and Series 2014-3 (the "Specified Early Amortization Period").

The declaration of the Early Amortization Period and the Specified Early Amortization Period have been partially rescinded by the execution of the Fifth Rescission and Amendment Agreement on December 04, 2017, with respect to each Series of Securities and the effects thereof: **(a)** solely as to the provisions of (i) clauses (d)(iv) and (d)(ix) of Section 4.6 of the Indenture and (ii) clauses (b)(iv) and (b)(ix) of Section 4.7 of the Indenture; **(b)** solely as to the provisions of (i) clause (d)(iv)(A) of Section 3.3 of each Series 2014-1 Indenture Supplement, as amended, and the Series 2014-3 Indenture Supplement, as amended, and (ii) clause (b)(iv)(A) of Section 3.3 of the Series 2014-2 Indenture Supplement, as amended; and **(c)** otherwise, solely with respect to the period commencing immediately at the commencement of the Effective Date and ending on April 30, 2018 (or such earlier date as may be indicated in writing from each such Series Controlling Party and the Sponsor).

Section (G) – Transfer Instructions

Transaction: Funds to the Senior Interest Subaccount			Amount
Type	Account	Name	
Debt	11249900	Liquidity Reserve Account	(US$ 45,256,599.17)
Credit	11250200	Series 2014-1 Series Account	US$ 25,168,697.04
Credit	11348400	Series 2014-3 Series Account	US$ 20,087,902.13

Feb 19, 2018

TRANSFER REPORT

This Transfer Report has been prepared by Banco do Brasil S.A., for its role as Bond Administrator in connection with the issuance of (a) US$ 2,000,000,000 aggregate principal amount of 6.25% Series 2014-1 Notes due 2024 (the "Series 2014-1 Notes"); (b) R$ 2,400,000,000 aggregate principal amount of 16.25% Series 2014-2 Notes due 2022 (the "Series 2014-2 Notes") and (c) US$ 1,100,000,000 aggregate principal amount of 6.75% Series 2014-3 Notes due 2027 (the "Series 2014-3 Notes") by Rio Oil Finance Trust and in accordance with the terms set forth in the Indenture dated as of June 20, 2014, as amended by the Amended and Restated Indenture dated as of November 11, 2014 (the "Indenture"), in the Series 2014-1 Indenture Supplement and the Series 2014-2 Indenture Supplement, dated as of June 20, 2014, and in the Series 2014-3 Indenture Supplement dated as of November 21, 2014 (the "Indenture Supplements").

Some of the terms set forth in the Indenture and in the Indenture Supplements were amended by that certain Waiver and Amendment Agreement dated as of October 20, 2015 (the "First Waiver and Amendment Agreement"), by that certain Waiver and Amendment Agreement dated as of June 20, 2016 (the "Second Waiver and Amendment Agreement"), by that certain Waiver and Amendment Agreement dated as of October 11, 2016 (the "Third Waiver and Amendment Agreement"), by that certain Rescission and Amendment Agreement dated as of December 05, 2016 (the "Fourth Rescission and Amendment Agreement"), and by that certain Rescission and Amendment Agreement dated as of December 04, 2017 (the "Fifth Rescission and Amendment Agreement"), and are fully reflected in all calculations of this Transfer Report.

The duties and obligations of Banco do Brasil S.A. is determined solely by the express provisions of the Indenture and the other Transactions Documents which it is a part, such as the responsibility for making all the calculations and determinations including, but not limited to, Transfer Amounts. Banco do Brasil S.A. shall not be liable except for the performance of such duties and obligations.

Banco do Brasil S.A. may conclusively rely as to the truth of the statements and the correctness of the opinions expressed in any Transaction Document and upon any statements, certificates or opinions furnished in writing to Banco do Brasil S.A. pursuant to any of the Transaction Documents and conforming to the requirements of the Transaction Documents. Banco do Brasil S.A. may conclusively rely upon, and shall be protected in acting or refraining from acting upon, and shall not be bound to make any investigation into the facts or matters stated in a written resolution, certificate, statement, instrument, opinion, report, notice, request, consent, order, note, Officer's Certificate, guaranty or other paper or document reasonably believed by it to be genuine and to have been signed or presented by the proper Person(s).

This Transfer Report is addressed exclusively to Citibank N.A. (the Indenture Trustee) to be used as Transfer Instructions of the Revenue Account Waterfall in each Transfer Date.

For the effects of this Transfer Report, the Reais Allocation Date is Feb 15, 2018, the Reais Transfer Date is Feb 16, 2018, the Allocation Date is Feb 20, 2018 and the Transfer Date is Feb 21, 2018.

The exchange rate for dollar/reais conversion used in this Transfer Report is R$ 3.2510.

Table of Contents

Section (A) – Collections Revenue and Expenses Breakdowns 4

Section (B) – Detailed Collections Account Waterfall..... 5

Section (C) – Detailed Revenue Account Waterfall..... 6

Section (D) – Transfer Amounts Details and Supporting Calculations 7

(i) Series 2014-1 Senior Scheduled Principal Transfer Amount 7
(ii) Series 2014-2 Senior Scheduled Principal Transfer Amount..... 9
(iii) Series 2014-3 Senior Scheduled Principal Transfer Amount..... 11
(iv) Series 2014-1 Debt Service Reserve Account Transfer Amount..... 13
(v) Series 2014-2 Debt Service Reserve Account Transfer Amount..... 14
(vi) Series 2014-3 Debt Service Reserve Account Transfer Amount..... 15
(vii) Trigger Event Reserve Account Transfer Amount 16
(viii) Special Interest Trigger Event Reserve Account Transfer Amount..... 18
(ix)Taxation Expenses Transfer Amount..... 20

Section (E) – Transaction Accounts Balance..... 23

Section (F) – Other Information 25

Section (G) – Transfer Instructions..... 26

Appendix 1 – Class Interest Amount for the Series 2014-1 Notes 27

Appendix 2 – Class Interest Amount for the Series 2014-2 Notes 30

Appendix 3 – Class Interest Amount for the Series 2014-3 Notes 33

Defined Terms

"Allocation Date" shall mean, with respect to any Transfer Date, the Business Day which is immediately prior to such Transfer Date.

"Officer's Certificate" shall mean, in the case any of the Issuer and the Sponsor and the Indenture Trustee, a certificate signed by an Authorized Officer or the president or chairman (or other equivalent officer) of such Person or acting on behalf of such Person.

"Person" shall mean any individual, corporation, company, partnership, joint venture, trust, estate, unincorporated association, Governmental Authority or other entity of whatever nature.

"Reais Allocation Date" shall mean, with respect of any Reais Transfer Date, the Business Day which is immediately prior to such Reais Transfer Date.

"Reais Transfer Date" shall mean each Business Day of each calendar month following a Business Day when, as of the Balance Transfer Time for the Bond Administrator, there are available funds in the Collections Account for allocation in accordance with the Indenture.

"Transaction Documents" shall mean, collectively, the Indenture, the Series 2014-1 Notes, the Series 2014-2 Notes, the Series 2014-1 Indenture Supplement, the Series 2014-2 Indenture Supplement, the Bill of Sale, the Royalties Rights Agreement, the Servicing Agreement, the Pledge Agreement, the Trust Agreement, the Initial Oil Revenue and Rights Bill of Sale, the Banco do Brasil Oil Revenue and Rights Bill of Sale, the Caixa Oil Revenue and Rights Bill of Sale, the Instruments and any Indenture Supplements with respect to future Series of Instruments, and any purchase agreement related to the Instruments.

"Transfer Amount" shall mean, as of any Transfer Date, any of the Issuer Expenses Transfer Amount, the Taxation Expenses Transfer Amount, the Servicer Fee Transfer Amount, the Reserve LC Expenses Transfer Amount, any Debt Service Reserve Account Transfer Amount, any Series Senior Interest Transfer Amount for any Series of Securities, any Series Senior Scheduled Principal Transfer Amount for any Series of Securities, any Series Senior Excess Scheduled Principal Transfer Amount for any Series of Securities, any Series Senior Accelerated Principal Transfer Amount for any Series of Securities, any Series Senior Excess Accelerated Principal Transfer amount for any Series of Securities, any Series Subordinated Interest Transfer Amount for any Series of Securities, any Series Subordinated Scheduled Principal Transfer Amount for any Series of Securities, and/or any Series Subordinated Accelerated Principal Transfer Amount for any Series of Securities, each as of such Transfer Date.

"Transfer Date" shall mean each Business Day of each calendar month when there are available funds in the Revenue Account for distribution in accordance with the Revenue Account Waterfall.

"Transfer Instructions" shall have the meaning set forth in Section 4.10(b) of the Indenture, as follow *"On any Reais Transfer Date, prior to transferring any amounts, the Bond Administrator shall (i) first calculate the allocation of funds assuming that (A) the full amount of funds available for transfer on such Reais Transfer Date are allocated for transfer in accordance with the Collections Account Waterfall and (B) the full amount of funds available for transfer on such Transfer Date are allocated for transfer on such Transfer Date in accordance with the Revenue Account Waterfall and the Bond Administrator shall reduce such calculations to written transfer instructions for such Reais Transfer Date, the related Transfer Date or a related Payment Date.*"

Section (A) – Collections Revenue and Expense Breakdowns

The tables below show the total Collections and any other amounts received by the Servicer on such Reais Allocation Date, with respect to the Collateral of the transaction.

RJS Oil Revenues and RJS Oil Revenue Rights	Amount
Royalties – up to 5% (Law Nº 7,990 of December 28, 1989)	R$ 0.00
Royalties – more than 5% (Law Nº 9,478 of August 6, 1997)	R$ 0.00
Special Participations (Law Nº 9,478 of August 6, 1997)	R$ 1,635,118,756.40
FEP (Special Petroleum Fund) – Law Nº 7,990 and Law Nº 9,478	R$ 0.00
Total amount transfered to RJS Oil Revenues Dedicated Account	**R$ 1,635,118,756.40**

Statutory Oil Revenue Allocations by RJS	Amount
PASEP (Program for the Formation of Assets of Public Servants)	(R$ 16,351,187.56)
FECAM (State Fund for Environmental Conservation and Urban Development) [1 2]	(R$ 90,893,274.77)
Municipalities within RJS	(R$ 0.00)
Brazilian Federal Government (Assignment Agreement of October 29, 1999)	(R$ 723,645,463.36)
Conta B (State Decree Nº 43,783 of September 12, 2012)	R$ 0.00
Total RJS Oil Revenue Allocations	**(R$ 830,889,925.69)**

Assigned Oil Revenues and Assigned Oil Revenue Rights	Amount
RJS Oil Revenues and RJS Oil Revenue Rights	R$ 1,635,118,756.40
RJS Oil Revenue Allocations	(R$ 830,889,925.69)
Net amount transferred to Collections Account	**R$ 804,228,830.71**

1) According to the Amendment to the State of Rio de Janeiro Constitution Nº 70 of December 12, 2017 and the State Law Nº 178 of December 20, 2017 (the "FECAM Subordination Legislation"), amounts related to FECAM Allocation are not deducted from Royalties and Special Participations, but instead are allocated according to priority fifteenth of the Revenue Account Waterfall (Section 4.3.(o) of the Indenture).

2) According to *Nota Técnica Nº 01/2018 SUPOF/SEFAZ/RJ* (RJS Instructions), the FECAM Allocation in an amount of R$ 90,893,274.77 is related to a portion of FECAM derived from oil and gas production of pre-salt fields that should be deducted from Royalties and Special Participations received during the period between July 2017 and December 2017. This amount could not deducted by the time Royalties and Special Participation was paid because the information to determine if the production comes from a pre-salt or post-salt field became available by ANP after the time it was paid.

Section (B) – Detailed Collections Account Waterfall

Collections Account Waterfall		Amount
Priority	**Description**	
First	Taxation Expenses Transfer Amount	(R$ 13,868,315.16)
Second	(i) Servicer Fee Transfer Amount	R$ 0.00
	(ii) Bond Administrator Fees Transfer Amount	R$ 0.00
	(iii) Brazilian Collateral Agent Fees Transfer Amount	R$ 0.00
	(iv) Excess Companhia Securitizadora Expenses Transfer Amount	R$ 0.00
Third	(i) to the Revenue Account	(R$ 512,716,753.32)
	(ii) (A) to the Series 2014-2 Special Series Account	(R$ 18,741,987.35)
	(ii) (B) to the Series 2014-2 Special Debt Service Reserve Account	(R$ 6,927,390.97)
	(ii) (C) to the Special Interest Liquidity Reserve Account	R$ 0.00
	(ii) (D) to the Special Interest Trigger Event Reserve Account	(R$ 24,249,526.88)
	(iii) to the holder of the Sponsor Note and/or RJS	R$ 0.00
Fourth	(i) (A), (B), (C) and (D)	R$ 0.00
	(ii) to the holder of the Sponsor Note and to RJS	(R$ 227,724,857.03)
Total Debt		**(R$ 804,228,830.71)**

Section (C) – Detailed Revenue Account Waterfall

Revenue Account Waterfall		Amount
Priority	**Description**	
First	Issuer Expenses Transfer Amount	US$ 0.00
Second	To the Series 2014-1 Senior Interest Subaccount	US$ 0.00
	To the Series 2014-2 Senior Interest Subaccount	US$ 0.00
	To the Series 2014-3 Senior Interest Subaccount	US$ 0.00
Third	To the Series 2014-1 Senior Scheduled Principal Subaccount	(US$ 27,820,546.12)
	To the Series 2014-2 Senior Scheduled Principal Subaccount	(US$ 5,764,991.49)
	To the Series 2014-3 Senior Scheduled Principal Subaccount	(US$ 3,015,136.00)
Fourth	To the Series 2014-1 Debt Service Reserve Account	(US$ 21,325,213.93)
	To the Series 2014-2 Debt Service Reserve Account	(US$ 2,130,849.27)
	To the Series 2014-3 Debt Service Reserve Account	(US$ 7,937,225.96)
Fifth	(i) To the Liquidity Reserve Account	US$ 0.00
	(ii) To the Special Interest Liquidity Reserve Account	US$ 0.00
Sixth	To the Series 2014-1 Senior Accelerated Principal Subaccount	US$ 0.00
	To the Series 2014-2 Senior Accelerated Principal Subaccount	US$ 0.00
	To the Series 2014-3 Senior Accelerated Principal Subaccount	US$ 0.00
Seventh	To the Series 2014-1 Senior Excess Interest Subaccount	US$ 0.00
	To the Series 2014-2 Senior Excess Interest Subaccount	US$ 0.00
	To the Series 2014-3 Senior Excess Interest Subaccount	US$ 0.00
Eighth	To the Series 2014-1 Senior Excess Scheduled Principal Subaccount	US$ 0.00
	To the Series 2014-2 Senior Excess Scheduled Principal Subaccount	US$ 0.00
	To the Series 2014-3 Senior Excess Scheduled Principal Subaccount	US$ 0.00
Ninth	To the Series 2014-1 Senior Excess Accelerated Principal Subaccount	US$ 0.00
	To the Series 2014-2 Senior Excess Accelerated Principal Subaccount	US$ 0.00
	To the Series 2014-3 Senior Excess Accelerated Principal Subaccount	US$ 0.00
Tenth	(i) to the Trigger Event Reserve Account	(US$ 97,612,352.71)
	(ii) to the Special Interest Trigger Event Reserve Account	(US$ 7,459,097.78)
Eleventh	Not applicable	US$ 0.00
Twelfth	Not applicable	US$ 0.00
Thirteenth	Not applicable	US$ 0.00
Fourteenth	To the Reserve LC Expenses Subaccount	US$ 0.00
Fifteenth	To the holder of the Sponsor Note and to RJS	(US$ 70,047,633.66
Total Debt		**(US$ 243,113,046.92)**

Section (D) – Transfer Amounts Details and Supporting Calculations

(i) Series 2014-1 Senior Scheduled Principal Transfer Amount

$$Series\ 2014-1\ Senior\ Scheduled\ Principal\ Transfer\ Amount = (a) - (b)$$

$$Series\ 2014-1\ Senior\ Scheduled\ Principal\ Required\ Amount = (c)\ x \sum (d)$$

$$Pending\ Scheduled\ Principal\ Amount\ for\ the\ Series\ 2014-1\ Notes = (e) + (f) + (g) + (h)$$

$$Scheduled\ Principal\ Amount\ for\ the\ Series\ 2014-1\ Notes = [(i)\ x\ (j)] - (k)$$

(a) Series 2014-1 Senior Scheduled Principal Required Amount
(b) Series 2014-1 Senior Scheduled Principal Subaccount Balance = US$ 3,148,264.21
(c) Series 2014-1 Senior Fraction = 1
(d) Pending Scheduled Principal Amount for the Series 2014-1 Notes
(e) Scheduled Principal Amount for the Series 2014-1 Notes
(f) Any unpaid Scheduled Principal Amount for the Series 2014-1 Notes
(g) Class Sponsor Refund Amount Principal Component for the Series 2014-1 Notes
(h) Class RJS Damages Amount Principal Component for the Series 2014-1 Notes
(i) Class Initial Principal Balance for the Series 2014-1 Notes = US$ 2,000,000,000.00
(j) Decimal equivalent of the fractional percentage for the Series 2014-1 Notes = 0.020
(k) Any prepayment of Principal made as a result of an Early Amortization Period, according to the Section 8.3.(b) of the Indenture

<u>Supporting Calculations</u>:

1) Prepayment of Principal as a result of an Early Amortization Period

$$Scheduled\ Principal\ Reduction =$$

$$\left\{\left[\frac{(US\$\ 2{,}000{,}000{,}000.00\ x\ 0.020)}{US\$\ 1{,}960{,}000{,}000.00}\right] x\ US\$\ 103{,}795{,}555.08\right\} +$$

$$\left\{\left[\frac{(US\$\ 2{,}000{,}000{,}000.00\ x\ 0.020)}{US\$\ 1{,}890{,}000{,}000.00}\right] x\ US\$\ 185{,}884{,}163.13\right\} +$$

$$\left\{\left[\frac{(US\$\ 2{,}000{,}000{,}000.00\ x\ 0.020)}{US\$\ 1{,}860{,}000{,}000.00}\right] x\ US\$\ 129{,}057{,}062.90\right\} +$$

$$\left\{\left[\frac{(US\$\ 2{,}000{,}000{,}000.00\ x\ 0.020)}{US\$\ 1{,}830{,}000{,}000.00}\right] x\ US\$\ 9{,}307{,}195.26\right\}$$

$$Scheduled\ Principal\ Reduction =$$

$$(0.0204081633\ x\ US\$\ 103{,}795{,}555.08) + (0.0211640212\ x\ US\$\ 185{,}884{,}163.13) + (0.0215053763\ x\ US\$\ 129{,}059{,}062.90) + (0.0218579235\ x\ US\$\ 9{,}307{,}195.26) = \boldsymbol{US\$\ 9{,}031{,}189.67}$$

2) Scheduled Principal Amount for the Series 2014-1 Notes

$$Scheduled\ Principal\ Amount = [US\$\ 2{,}000{,}000{,}000.00\ x\ 0.020] - US\$\ 9{,}031{,}189{,}67$$

$$Scheduled\ Principal\ Amount = US\$\ 40{,}000{,}000.00 - US\$\ 9{,}031{,}189.67 = \boldsymbol{US\$\ 30{,}968{,}810.33}$$

3) Pending Scheduled Principal Amount for the Series 2014-1 Notes

$$Pending\ Scheduled\ Principal\ Amount = US\$\ 30{,}968{,}810.33 + US\$\ 0.00 + US\$\ 0.00\ + US\$\ 0.00$$

$$Pending\ Scheduled\ Principal\ Amount = \boldsymbol{US\$\ 30{,}968{,}810.33}$$

Section (D) – Transfer Amounts Details and Supporting Calculations (cont.)

(i) Series 2014-1 Senior Scheduled Principal Transfer Amount (cont.)

4) Series 2014-1 Senior Scheduled Principal Required Amount

$$Senior\ Scheduled\ Principal\ Required\ Amount = 1\ x\ US\$\ 30{,}968{,}810.33$$

$$Senior\ Scheduled\ Principal\ Required\ Amount = \boldsymbol{US\$\ 30{,}968{,}810.33}$$

5) Series 2014-1 Senior Scheduled Principal Transfer Amount

$$Senior\ Scheduled\ Principal\ Transfer\ Amount = US\$\ 30{,}968{,}810.33 - US\$\ 3{,}148{,}264.21$$

$$Senior\ Scheduled\ Principal\ Transfer\ Amount = \boldsymbol{US\$\ 27{,}820{,}546.12}$$

Section (D) – Transfer Amounts Details and Supporting Calculations (cont.)

(ii) Series 2014-2 Senior Scheduled Principal Transfer Amount

$$Series\ 2014-2\ Senior\ Scheduled\ Principal\ Transfer\ Amount = (a) - (b)$$

$$Series\ 2014-2\ Senior\ Scheduled\ Principal\ Required\ Amount = (c)\ x \sum (d)$$

$$Pending\ Scheduled\ Principal\ Amount\ for\ the\ Series\ 2014-2\ Notes = (e) + (f) + (g) + (h)$$

$$Scheduled\ Principal\ Amount\ for\ the\ Series\ 2014-2\ Notes = [(i)\ x\ (j)] - (k)$$

(a) Series 2014-2 Senior Scheduled Principal Required Amount
(b) Series 2014-2 Senior Scheduled Principal Subaccount Balance = R$ 14,003,716.12
(c) Series 2014-2 Senior Fraction = 1
(d) Pending Scheduled Principal Amount for the Series 2014-2 Notes
(e) Scheduled Principal Amount for the Series 2014-2 Notes
(f) Any unpaid Scheduled Principal Amount for the Series 2014-2 Notes
(g) Class Sponsor Refund Amount Principal Component for the Series 2014-2 Notes
(h) Class RJS Damages Amount Principal Component for the Series 2014-2 Notes
(i) Class Initial Principal Balance for the Series 2014-2 Notes = R$ 2,400,000,000.00
(j) Decimal equivalent of the fractional percentage for the Series 2014-2 Notes = 0.03571
(k) Any prepayment of Principal made as a result of an Early Amortization Period, according to the Section 8.3.(b) of the Indenture

<u>Supporting Calculations</u>:

1) Prepayment of Principal as a result of an Early Amortization Period

$$Scheduled\ Principal\ Reduction =$$

$$\left\{\left[\frac{(R\$\ 2{,}400{,}000{,}000.00 - R\$\ 960{,}000{,}000.00)x\ 0.03571}{R\$\ 1{,}182{,}888{,}000.00}\right] x\ R\$\ 146{,}266{,}499.10\right\} +$$

$$\left\{\left[\frac{(R\$\ 2{,}400{,}000{,}000.00 - R\$\ 960{,}000{,}000.00)\ x\ 0.03571}{R\$\ 1{,}028{,}620{,}800.00}\right] x\ R\$\ 135{,}754{,}367.55\right\} +$$

$$\left\{\left[\frac{(R\$\ 2{,}400{,}000{,}000.00 - R\$\ 960{,}000{,}000.00)\ x\ 0.03571}{R\$\ 977{,}198{,}400.00}\right] x\ R\$\ 95{,}729{,}872.61\right\} +$$

$$\left\{\left[\frac{(R\$\ 2{,}400{,}000{,}000.00 - R\$\ 960{,}000{,}000.00)\ x\ 0.03571}{R\$\ 925{,}776{,}000.00}\right] x\ R\$\ 8{,}895{,}659.18\right\}$$

$$Scheduled\ Principal\ Reduction =$$

$$(0.0434719094\ x\ R\$\ 146{,}266{,}499.10) + (0.0499916004\ x\ R\$\ 135{,}754{,}367.55) + (0.0526222720\ x\ R\$\ 95{,}729{,}872.61)$$

$$+ (0.0555451859\ x\ R\$\ 8{,}895{,}659.18) = \boldsymbol{R\$\ 18{,}676{,}696.53}$$

2) Scheduled Principal Amount for the Series 2014-2 Notes

$$Scheduled\ Principal\ Amount = [(R\$\ 2{,}400{,}000{,}000.00 - R\$\ 960{,}000{,}000.00)\ x\ 0.03571] - R\$\ 18{,}676{,}696.53$$

$$Scheduled\ Principal\ Amount = R\$\ 51{,}422{,}400.00 - R\$\ 18{,}676{,}696.53 = \boldsymbol{R\$\ 32{,}745{,}703.47}$$

3) Pending Scheduled Principal Amount for the Series 2014-2 Notes

$$Pending\ Scheduled\ Principal\ Amount = R\$\ 32{,}745{,}703.47 + R\$\ 0.00 + R\$\ 0.00\ + R\$\ 0.00$$

$$Pending\ Scheduled\ Principal\ Amount = \boldsymbol{R\$\ 32{,}745{,}703.47}$$

Section (D) – Transfer Amounts Details and Supporting Calculations (cont.)

(ii) Series 2014-2 Senior Scheduled Principal Transfer Amount (cont.)

4) Series 2014-2 Senior Scheduled Principal Required Amount

$$Senior\ Scheduled\ Principal\ Required\ Amount = 1\ x\ R\$\ 32{,}745{,}703.47$$

$$Senior\ Scheduled\ Principal\ Required\ Amount = \boldsymbol{R\$\ 32{,}745{,}703.47}$$

5) Series 2014-2 Senior Scheduled Principal Transfer Amount

$$Senior\ Scheduled\ Principal\ Transfer\ Amount = R\$\ 32{,}745{,}703.47 - US\$\ 14{,}003{,}716.12$$

$$Senior\ Scheduled\ Principal\ Transfer\ Amount = \boldsymbol{R\$\ 18{,}741{,}987.35}$$

Section (D) – Transfer Amounts Details and Supporting Calculations (cont.)

(iii) Series 2014-3 Senior Scheduled Principal Transfer Amount

$$Series\ 2014-3\ Senior\ Scheduled\ Principal\ Transfer\ Amount = (a) - (b)$$

$$Series\ 2014-3\ Senior\ Scheduled\ Principal\ Required\ Amount = (c)\ x \sum (d)$$

$$Pending\ Scheduled\ Principal\ Amount\ for\ the\ Series\ 2014-3\ Notes = (e) + (f) + (g) + (h)$$

$$Scheduled\ Principal\ Amount\ for\ the\ Series\ 2014-3\ Notes = [(i)\ x\ (j)] - (k)$$

(a) Series 2014-3 Senior Scheduled Principal Required Amount
(b) Series 2014-3 Senior Scheduled Principal Subaccount Balance = US$ 5,634,405.28
(c) Series 2014-3 Senior Fraction = 1
(d) Pending Scheduled Principal Amount for the Series 2014-3 Notes
(e) Scheduled Principal Amount for the Series 2014-3 Notes
(f) Any unpaid Scheduled Principal Amount for the Series 2014-3 Notes
(g) Class Sponsor Refund Amount Principal Component for the Series 2014-3 Notes
(h) Class RJS Damages Amount Principal Component for the Series 2014-3 Notes
(i) Class Initial Principal Balance for the Series 2014-3 Notes = US$ 1,100,000,000.00
(j) Decimal equivalent of the fractional percentage for the Series 2014-3 Notes = 0.010
(k) Any prepayment of Principal made as a result of an Early Amortization Period, according to the Section 8.3.(b) of the Indenture

<u>Supporting Calculations</u>:

1) Prepayment of Principal as a result of an Early Amortization Period

$$Scheduled\ Principal\ Reduction =$$

$$\left\{\left[\frac{(US\$\ 1{,}100{,}000{,}000.00\ x\ 0.010)}{US\$\ 1{,}100{,}000{,}000.00}\right] x\ US\$\ 163{,}811{,}783.37\right\} +$$

$$\left\{\left[\frac{(US\$\ 1{,}100{,}000{,}000.00\ x\ 0.010)}{US\$\ 1{,}094{,}500{,}000.00}\right] x\ US\$\ 65{,}835{,}487.61\right\} +$$

$$\left\{\left[\frac{(US\$\ 1{,}100{,}000{,}000.00\ x\ 0.010)}{US\$\ 1{,}089{,}000{,}000.00}\right] x\ US\$\ 5{,}017{,}091.90\right\}$$

$$Scheduled\ Principal\ Reduction =$$

$$(0.010\ x\ US\$\ 163{,}811{,}783.37) + (0.0100502513\ x\ US\$\ 65{,}835{,}487.61) + (0.0101010101\ x\ US\$\ 5{,}017{,}091.90)$$

$$= \boldsymbol{US\$\ 2{,}350{,}458.72}$$

2) Scheduled Principal Amount for the Series 2014-3 Notes

$$Scheduled\ Principal\ Amount = [US\$\ 1{,}100{,}000{,}000.00\ x\ 0.010] - US\$\ 2{,}350{,}458.72$$

$$Scheduled\ Principal\ Amount = US\$\ 11{,}000{,}000.00 - US\$\ 2{,}350{,}458.72 = \boldsymbol{US\$\ 8{,}649{,}541.28}$$

3) Pending Scheduled Principal Amount for the Series 2014-3 Notes

$$Pending\ Scheduled\ Principal\ Amount = US\$\ 8{,}649{,}541.28 + US\$\ 0.00 + US\$\ 0.00\ + US\$\ 0.00$$

$$Pending\ Scheduled\ Principal\ Amount = \boldsymbol{US\$\ 8{,}659{,}541.28}$$

Section (D) – Transfer Amounts Details and Supporting Calculations (cont.)

(iii) Series 2014-3 Senior Scheduled Principal Transfer Amount (cont.)

4) Series 2014-3 Senior Scheduled Principal Required Amount

$$Senior\ Scheduled\ Principal\ Required\ Amount = 1\ x\ US\$\ 8{,}659{,}241.49$$

$$Senior\ Scheduled\ Principal\ Required\ Amount = \boldsymbol{US\$\ 8{,}659{,}241.49}$$

5) Series 2014-3 Senior Scheduled Principal Transfer Amount

$$Senior\ Scheduled\ Principal\ Transfer\ Amount = US\$\ 8{,}659{,}241.49 - US\$\ 5{,}634{,}405.28$$

$$Senior\ Scheduled\ Principal\ Transfer\ Amount = \boldsymbol{US\$\ 3{,}015{,}136.00}$$

Section (D) – Transfer Amounts Details and Supporting Calculations (cont.)

(iv) Series 2014-1 Debt Service Reserve Account Transfer Amount

$$Series\ 2014-1\ Debt\ Service\ Reserve\ Account\ Transfer\ Amount = (a) - (b)$$

$$Series\ 2014-1\ Debt\ Service\ Reserve\ Account\ Required\ Amount = \left[\sum(c)\right] + \left[\sum(d)\right]$$

$$Class\ Interest\ Amount\ for\ the\ Series\ 2014-1\ Notes = (e) + (f) + (g)$$

(a) Series 2014-1 Debt Service Reserve Account Required Amount
(b) Series 2014-1 Debt Service Reserve Account Balance = US$ 53,022,702.10
(c) Class Interest Amount for the Series 2014-1 Notes
(d) Scheduled Principal Amounts for the Series 2014-1 Notes
(e) Current Interest Due for the Series 2014-1 Notes
(f) Overdue Interest for the Series 2014-1 Notes
(g) Capitalized Interest for the Series 2014-1 Notes

Supporting Calculations:

1) Class Interest Amount for the Series 2014-1 Notes

Please, see Appendix 1

2) Series 2014-1 Debt Service Reserve Account Required Amount

Series 2014-1 Debt Service	Amount
April 06, 2018 Class Interest Amount	US$ 32,226,918.30
April 06, 2018 Scheduled Principal Amount	US$ 30,968,810.33
Total Debt Service	**US$ 63,195,728.63**

The Series 2014-1 Debt Service Reserve Account needs to be funded considering the Income Tax of 15% that would be retained in Brazil in the case of using the amount deposited into this account to pay interest, calculated as per below:

$$Required\ Amount = \frac{US\$\ 63{,}195{,}728.63}{(1-0{,}15)} = \boldsymbol{US\$\ 74{,}347{,}916.03}$$

3) Series 2014-1 Debt Service Reserve Account Transfer Amount

$$Series\ 2014-1\ Debt\ Service\ Reserve\ Account\ Transfer\ Amount = US\$\ 74{,}347{,}916.03 - US\$\ 53{,}022{,}702.10$$

$$Series\ 2014-1\ Debt\ Service\ Reserve\ Account\ Transfer\ Amount = \boldsymbol{US\$\ 21{,}325{,}213.93}$$

Section (D) – Transfer Amounts Details and Supporting Calculations (cont.)

(v) Series 2014-2 Debt Service Reserve Account Transfer Amount

$$Series\ 2014-2\ Debt\ Service\ Reserve\ Account\ Transfer\ Amount = (a) - (b)$$

$$Series\ 2014-2\ Debt\ Service\ Reserve\ Account\ Required\ Amount = \left[\sum(c)\right] + \left[\sum(d)\right]$$

$$Class\ Interest\ Amount\ for\ the\ Series\ 2014-2\ Notes = (e) + (f) + (g)$$

(a) Series 2014-2 Debt Service Reserve Account Required Amount
(b) Series 2014-2 Debt Service Reserve Account Balance = R$ 50,132,680.18
(c) Class Interest Amount for the Series 2014-2 Notes
(d) Scheduled Principal Amounts for the Series 2014-2 Notes
(e) Current Interest Due for the Series 2014-2 Notes
(f) Overdue Interest for the Series 2014-2 Notes
(g) Capitalized Interest for the Series 2014-2 Notes

Supporting Calculations:

1) Class Interest Amount for the Series 2014-2 Notes

Please, see Appendix 2

2) Series 2014-2 Debt Service Reserve Account Required Amount

Series 2014-2 Debt Service	Amount
April 06, 2018 Class Interest Amount	R$ 24,314,367.68
April 06, 2018 Scheduled Principal Amount	R$ 32,745,703.47
Total Debt Service	**R$ 57,060,071.15**

$$Required\ Amount = \boldsymbol{R\$\ 57,060,071.15}$$

3) Series 2014-2 Debt Service Reserve Account Transfer Amount

$$Series\ 2014-2\ Debt\ Service\ Reserve\ Account\ Transfer\ Amount = R\$\ 57{,}060{,}071.15 - R\$\ 50{,}132{,}680.18$$

$$Series\ 2014-2\ Debt\ Service\ Reserve\ Account\ Transfer\ Amount = \boldsymbol{R\$\ 6,927,390.97}$$

Section (D) – Transfer Amounts Details and Supporting Calculations (cont.)

(vi) Series 2014-3 Debt Service Reserve Account Transfer Amount

$$Series\ 2014-3\ Debt\ Service\ Reserve\ Account\ Transfer\ Amount = (a) - (b)$$

$$Series\ 2014-3\ Debt\ Service\ Reserve\ Account\ Required\ Amount = \left[\sum(c)\right] + \left[\sum(d)\right]$$

$$Class\ Interest\ Amount\ for\ the\ Series\ 2014-3\ Notes = (e) + (f) + (g)$$

(a) Series 2014-3 Debt Service Reserve Account Required Amount
(b) Series 2014-3 Debt Service Reserve Account Balance = US$ 26,546,459.78
(c) Class Interest Amount for the Series 2014-3 Notes
(d) Scheduled Principal Amounts for the Series 2014-3 Notes
(e) Current Interest Due for the Series 2014-3 Notes
(f) Overdue Interest for the Series 2014-3 Notes
(g) Capitalized Interest for the Series 2014-3 Notes

Supporting Calculations:

1) Class Interest Amount for the Series 2014-3 Notes

Please, see Appendix 3

2) Series 2014-3 Debt Service Reserve Account Required Amount

Series 2014-3 Debt Service	Amount
April 06, 2018 Class Interest Amount	US$ 20,661,591.60
April 06, 2018 Scheduled Principal Amount	US$ 8,649,541.28
Total Debt Service	**US$ 29,311,132.88**

The Series 2014-3 Debt Service Reserve Account needs to be funded considering the Income Tax of 15% that would be retained in Brazil in the case of using the amount deposited into this account to pay interest, calculated as per below:

$$Required\ Amount = \frac{US\$\ 29{,}311{,}132.88}{(1-0{,}15)} = \boldsymbol{US\$\ 34{,}483{,}685.74}$$

3) Series 2014-3 Debt Service Reserve Account Transfer Amount

$$Series\ 2014-3\ Debt\ Service\ Reserve\ Account\ Transfer\ Amount = US\$\ 34{,}483{,}685.74 - US\$\ 26{,}546{,}459.78$$

$$Series\ 2014-3\ Debt\ Service\ Reserve\ Account\ Transfer\ Amount = \boldsymbol{US\$\ 7{,}937{,}225.96}$$

Section (D) – Transfer Amounts Details and Supporting Calculations (cont.)

(vii) Trigger Event Reserve Account Transfer Amount

$$Trigger\ Event\ Reserve\ Account\ Transfer\ Amount = [0.6\ x\ (a)]\ x\ \left\{\frac{(b)}{[(b)+(c)]}\right\}$$

$$Aggregate\ Trigger\ Event\ Reserve\ Participating\ Securities\ Balance = \sum(d)$$

$$Aggregate\ Special\ Interest\ Trigger\ Event\ Reserve\ Participating\ Securities\ Balance = \sum(e)$$

$$Senior\ Series\ Principal\ Balance = (f)$$

$$Class\ Principal\ Balance = (g) - (h) - (i)$$

(a) Remaining amounts in the Revenue Account after allocation of funds pursuant to priorities (a) through (i) of the Revenue Account Waterfall
(b) Aggregate Trigger Event Reserve Participating Securities Balance
(c) Aggregate Special Interest Trigger Event Reserve Participating Securities Balance
(d) Senior Series Principal Balance for each Series of Trigger Event Reserve Participating Securities
(e) Senior Series Principal Balance for each Series of Special Interest Trigger Event Reserve Participating Securities
(f) Class Principal Balance for each Class of Senior Securities
(g) Class Initial Principal Balance
(h) Any payments previously made for all and any portion of the principal
(i) Cancellation of all or any portion of the principal

Supporting Calculations:

1) Class Principal Balance (in US$)

Series of Securities	Class Initial Principal Balance	Previously Principal Payments	Principal Cancellation	Class Principal Balance
	(g)	(h)	(i)	(f) = (g) – (h) – (i)
Series 2014-1 Notes	2,000,000,000.00	606,403,534.97	0.00	1,393,596,465.03
Series 2014-2 Notes	738,234,389.42	271,674,255.00	295,293,755.77	171,266,378.65
Series 2014-3 Notes	1,100,000,000.00	252,344,954.73	0.00	847,655,045.27

2) Aggregate Special Interest Trigger Event Reserve Participant Securities Balance (c)

(X) Senior Series 2014-2 Special Interest Principal Balance = US$ 171,266,378.65

$$(c) = (X) = US\$\ 171{,}266{,}378.65$$

3) Aggregate Trigger Event Reserve Participant Securities Balance (b)

(Y) Senior Series 2014-1 Principal Balance = US$ 1,393,596,465.03
(Z) Senior Series 2014-3 Principal Balance = US$ 847,655,045.27

$$(b) = (Y) + (Z) = US\$\ 1{,}393{,}596{,}465.03 + US\$\ 847{,}655{,}045.27 = US\$\ 2{,}241{,}251{,}510.30$$

Section (D) – Transfer Amounts Details and Supporting Calculations (cont.)

(vii) Trigger Event Reserve Account Transfer Amount (cont.)

4) Remaining Amounts in the Revenue Account

Transaction Accounts Waterfall	Amount
Net Amount transferred to Collections Account	R$ 804,228,830.71
Taxation Expenses Transfer Amount	(R$ 13,868,315.16)
To the Series 2014-1 Senior Scheduled Principal Subaccount	(R$ 90,444,595.44)
To the Series 2014-2 Senior Scheduled Principal Subaccount	(R$ 18,741,987.35)
To the Series 2014-3 Senior Scheduled Principal Subaccount	(R$ 9,802,207.14)
To the Series 2014-1 Debt Service Reserve Account	(R$ 69,328,270.49)
To the Series 2014-2 Special Debt Service Reserve Account	(R$ 6,927,390.97)
To the Series 2014-3 Debt Service Reserve Account	(R$ 25,803,921.60)
Remaining Amounts	**R$ 569,312,142.56**

5) Trigger Event Reserve Account Transfer Amount (TERA)

$$TERA = [0.6\ x\ US\$\ 175{,}119{,}084.15]\ x \left\{ \frac{US\$\ 2{,}241{,}251{,}510.30}{[US\$\ 2{,}241{,}251{,}510.30 + US\$\ 171{,}266{,}378.65]} \right\}$$

$$TERA = [US\$\ 105{,}071{,}450.49]\ x\ 0.929009281 = \boldsymbol{US\$\ 97{,}612{,}352.71\ (R\$\ 317{,}337{,}758.67)}$$

Section (D) – Transfer Amounts Details and Supporting Calculations (cont.)

(viii) Special Interest Trigger Event Reserve Account Transfer Amount

$$Special\ Interest\ Trigger\ Event\ Reserve\ Account\ Transfer\ Amount = [0.6\ x\ (a)]\ x\ \left\{\frac{(b)}{[(c)+(b)]}\right\}$$

$$Aggregate\ Special\ Interest\ Trigger\ Event\ Reserve\ Participating\ Securities\ Balance = \sum(d)$$

$$Aggregate\ Trigger\ Event\ Reserve\ Participating\ Securities\ Balance = \sum(e)$$

$$Senior\ Series\ Principal\ Balance = (f)$$

$$Class\ Principal\ Balance = (g) - (h) - (i)$$

(a) Remaining amounts in the Revenue Account after allocation of funds pursuant to priorities (a) through (i) of the Revenue Account Waterfall
(b) Aggregate Special Interest Trigger Event Reserve Participating Securities Balance
(c) Aggregate Trigger Event Reserve Participating Securities Balance
(d) Senior Series Principal Balance for each Series of Trigger Event Reserve Participating Securities
(e) Senior Series Principal Balance for each Series of Special Interest Trigger Event Reserve Participating Securities
(f) Class Principal Balance for each Class of Senior Securities
(g) Class Initial Principal Balance
(h) Any payments previously made for all and any portion of the principal
(i) Cancellation of all or any portion of the principal

Supporting Calculations:

1) Class Principal Balance (in US$)

Series of Securities	Class Initial Principal Balance	Previously Principal Payments	Principal Cancellation	Class Principal Balance
	(g)	(h)	(i)	(f) = (g) – (h) – (i)
Series 2014-1 Notes	2,000,000,000.00	606,403,534.97	0.00	1,393,596,465.03
Series 2014-2 Notes	738,234,389.42	271,674,255.00	295,293,755.77	171,266,378.65
Series 2014-3 Notes	1,100,000,000.00	252,344,954.73	0.00	847,655,045.27

2) Aggregate Special Interest Trigger Event Reserve Participant Securities Balance (b)

(X) Senior Series 2014-2 Special Interest Principal Balance = US$ 171,266,378.65

$$(b) = (X) = US\$\ 171{,}266{,}378.65$$

3) Aggregate Trigger Event Reserve Participant Securities Balance (c)

(Y) Senior Series 2014-1 Principal Balance = US$ 1,393,596,465.03
(Z) Senior Series 2014-3 Principal Balance = US$ 847,655,045.27

$$(c) = (Y) + (Z) = US\$\ 1{,}393{,}596{,}465.03 + US\$\ 847{,}655{,}045.27 = US\$\ 2{,}241{,}251{,}510.30$$

Section (D) – Transfer Amounts Details and Supporting Calculations (cont.)

(viii) Special Interest Trigger Event Reserve Account Transfer Amount (cont.)

4) Remaining Amounts in the Revenue Account

Transaction Accounts Waterfall	Amount
Net Amount transferred to Collections Account	R$ 804,228,830.71
Taxation Expenses Transfer Amount	(R$ 13,868,315.16)
To the Series 2014-1 Senior Scheduled Principal Subaccount	(R$ 90,444,595.44)
To the Series 2014-2 Senior Scheduled Principal Subaccount	(R$ 18,741,987.35)
To the Series 2014-3 Senior Scheduled Principal Subaccount	(R$ 9,802,207.14)
To the Series 2014-1 Debt Service Reserve Account	(R$ 69,328,270.49)
To the Series 2014-2 Special Debt Service Reserve Account	(R$ 6,927,390.97)
To the Series 2014-3 Debt Service Reserve Account	(R$ 25,803,921.60)
Remaining Amounts	**R$ 569,312,142.56**

5) Special Interest Trigger Event Reserve Account Transfer Amount (SITERA)

$$SITERA = [0.6\ x\ US\$\ 175{,}119{,}084.15]\ x \left\{ \frac{US\$\ 171{,}266{,}378.65}{[US\$\ 2{,}241{,}251{,}510.30 + US\$\ 171{,}266{,}378.65]} \right\}$$

$$TERA = [US\$\ 105{,}071{,}450.49]\ x\ 0.070990719 = \boldsymbol{US\$\ 7{,}459{,}097.78\ (R\$\ 24{,}249{,}526.88)}$$

Section (D) – Transfer Amounts Details and Supporting Calculations (cont.)

(ix) Taxation Expenses Transfer Amount

1) All funds transferred from Brazil to the Issuer abroad and/or from the Issuer abroad to Brazil are subject to IOF (*Imposto sobre Operações de Crédito, Câmbio e Seguros ou relativos a Títulos ou Valores Mobiliário*) at the rate of 0.38%;

2) All funds transferred from Brazil to the Issuer abroad are subject to IRRF (*Imposto de Renda Retido na Fonte*) at the rate of 15.00%, for the amounts other than related to a portion of Principal Payments that does not represent capital gain as a consequence of exchange rate movement, to fund the Debt Service Reserve Account, to fund the Liquidity Reserve Account and to fund the Trigger Event Reserve Account;

3) All funds drawn from the Debt Service Reserve Account, from the Liquidity Reserve Account and from the Trigger Event Reserve Account outside Brazil to be used for Interest Payment and for the portion of Principal Payment that represents capital gain as a consequence of exchange rate movement are subject to IRRF (*Imposto de Renda Retido na Fonte*) at the rate of 15,00%.

<u>Supporting Calculations</u>:

1) IOF

$$IOF = Amount\ Wired\ Offshore\ x\ 0.38\%$$

$$IOF = US\$\ 157{,}710{,}474.72\ x\ 0.38\% = \boldsymbol{US\$\ 599{,}299.80\ (R\$\ 1{,}948{,}323.66)}$$

2) IRRF

i. Over the funds drawn from the Liquidity Reserve Account to the Series Account

(a) Portion of Principal Payments that does not represent capital gain

<u>For the Series 2014-1</u>:

Principal Payment: US$ 3,148,264.21
FX Rate (as of 02/16/2018): R$ 3.2510
Acquisition Cost (as of 06/20/2014): R$ 4,148,415,853.35
Initial Principal Amount: US$ 2,000,000,000.00

$$Portion\ of\ Principal\ Payments = \frac{\left[Acquisition\ Cost\ x\left(\frac{Principal\ Payment}{Initial\ Principal\ Amount}\right)\right]}{FX\ Rate}$$

$$Portion\ of\ Principal\ Payments = \frac{\left[R\$\ 4{,}148{,}415{,}853.35\ x\left(\frac{US\$\ 3{,}148{,}264.21}{US\$\ 2{,}000{,}000{,}000.00}\right)\right]}{R\$\ 3.2510} = \boldsymbol{US\$\ 2{,}008{,}660.28}$$

Section (D) – Transfer Amounts Details and Supporting Calculations (cont.)

(ix) Taxation Expenses Transfer Amount (cont.)

For the Series 2014-3:

Principal Payment: US$ 5,634,405.28
FX Rate (as of 02/16/2018): R$ 3.2510
Acquisition Cost (as of 06/20/2014): R$ 2,775,991,813.41
Initial Principal Amount: US$ 1,100,000,000.00

$$Portion\ of\ Principal\ Payments = \frac{\left[Acquisition\ Cost\ x\left(\frac{Principal\ Payment}{Initial\ Principal\ Amount}\right)\right]}{FX\ Rate}$$

$$Portion\ of\ Principal\ Payments = \frac{\left[R\$\ 2{,}775{,}991{,}813.41\ x\left(\frac{US\$\ 5{,}634{,}405.28)}{US\$\ 1{,}100{,}000{,}000.00}\right)\right]}{R\$\ 3.2510} = \boldsymbol{US\$\ 4{,}373{,}776.72}$$

$$Total\ Portion\ of\ Principal\ Payments = US\$\ 2{,}008{,}660.28 + US\$\ 4{,}373{,}776.72 = \boldsymbol{US\$\ 6{,}382{,}437.00}$$

(a) Deductions

$$Deductions = Portion\ of\ Principal\ Payments + Debt\ Service\ Reserve\ Account + Liquidity\ Reserve\ Account + Trigger\ Event\ Reserve\ Account$$

$$Deductions = US\$\ 6{,}382{,}437.00 + US\$\ 0.00 + US\$\ 0.00 + US\$\ 0.00 = \boldsymbol{US\$\ 6{,}382{,}437.00}$$

(b) Amount subject to Tax

$$Amount\ subject\ to\ Tax = Amount\ Drawn\ from\ Liquidity\ Reseve\ Account - Deductions$$

$$Amount\ subject\ to\ Tax = US\$\ 16{,}414{,}580.22 - US\$\ 6{,}382{,}437.00 = \boldsymbol{US\$\ 10{,}032{,}143.22}$$

(c) IRRF

$$IRRF = \left[\frac{(b)}{(1-0.15)}\right] - (b)$$

$$IRRF = \left[\frac{US\$\ 10{,}032{,}143.22}{(0.85)}\right] - US\$\ 10{,}032{,}143.22 = \boldsymbol{US\$\ 1{,}770{,}378.22\ (R\$\ 5{,}755{,}499.58)}$$

ii. Over the funds transferred to the Issuer outside Brazil

(a) Portion of Principal Payments that does not represent capital gain

For the Series 2014-1:

Principal Payment: US$ 27,820,546.12
FX Rate (as of 02/16/2018): R$ 3.2510
Acquisition Cost (as of 06/20/2014): R$ 4,148,415,853.35
Initial Principal Amount: US$ 2,000,000,000.00

$$Portion\ of\ Principal\ Payments = \frac{\left[Acquisition\ Cost\ x\left(\frac{Principal\ Payment}{Initial\ Principal\ Amount}\right)\right]}{FX\ Rate}$$

$$Portion\ of\ Principal\ Payments = \frac{\left[R\$\ 4{,}148{,}415{,}853.35\ x\left(\frac{US\$\ 27{,}820{,}546.12}{US\$\ 2{,}000{,}000{,}000.00}\right)\right]}{R\$\ 3.2510} = \boldsymbol{US\$\ 17{,}750{,}106.82}$$

Section (D) – Transfer Amounts Details and Supporting Calculations (cont.)

(ix) Taxation Expenses Transfer Amount (cont.)

<u>For the Series 2014-3</u>:

Principal Payment: US$ 3,015,136.00
FX Rate (as of 02/16/2018): R$ 3.2510
Acquisition Cost (as of 06/20/2014): R$ 2,775,991,813.41
Initial Principal Amount: US$ 1,100,000,000.00

$$Portion\ of\ Principal\ Payments = \frac{\left[Acquisition\ Cost\ x\left(\frac{Principal\ Payment}{Initial\ Principal\ Amount}\right)\right]}{FX\ Rate}$$

$$Portion\ of\ Principal\ Payments = \frac{\left[R\$\ 2{,}775{,}991{,}813.41\ x\left(\frac{US\$\ 3{,}015{,}136.00)}{US\$\ 1{,}100{,}000{,}000.00}\right)\right]}{R\$\ 3.2510} = \boldsymbol{US\$\ 2{,}340{,}536.58}$$

$$Total\ Portion\ of\ Principal\ Payments = US\$\ 17{,}750{,}106.82 + US\$\ 2{,}340{,}536.58 = \boldsymbol{US\$\ 20{,}090{,}643.40}$$

(a) Deductions

$$Deductions = Portion\ of\ Principal\ Payments + Debt\ Service\ Reserve\ Account + Liquidity\ Reserve\ Account + Trigger\ Event\ Reserve\ Account$$

$$Deductions = US\$\ 20{,}090{,}643.40 + US\$\ 29{,}262{,}439.89 + US\$\ 0.00 + US\$\ 97{,}612{,}352.71 = \boldsymbol{US\$\ 146{,}965{,}436.00}$$

(b) Amount subject to Tax

$$Amount\ subject\ to\ Tax = Amount\ transferred\ to\ the\ Issuer\ outside\ Brazil - Deductions$$

$$Amount\ subject\ to\ Tax = US\$\ 157{,}710{,}474.72 - US\$\ 20{,}090{,}643.40 = \boldsymbol{US\$\ 10{,}745{,}038.72}$$

(c) IRRF

$$IRRF = \left[\frac{(b)}{(1-0.15)}\right] - (b)$$

$$IRRF = \left[\frac{US\$\ 10{,}745{,}038.72}{(0.85)}\right] - US\$\ 10{,}745{,}038.72 = \boldsymbol{US\$\ 1{,}896{,}183.30\ (R\$\ 6{,}164{,}491.92)}$$

Total Taxation Expenses

$$US\$\ 599{,}299.80 + US\$\ 1{,}770{,}378.22 + US\$\ 1{,}896{,}183.30 = \boldsymbol{US\$\ 4{,}265{,}861.32\ (R\$\ 13{,}868{,}315.16)}$$

Section (E) – Transaction Accounts Balance

Collections Account		Amount
Date	Description	
01/22/18	Balance	R$ 0.00
02/16/18	Assigned Oil Revenues and Assigned Oil Revenue Rights	R$ 804,228,830.71
02/16/18	Taxation Expenses Transfer Amount	(R$ 13,868,315.16)
02/16/18	To the Series 2014-1 Senior Scheduled Principal Subaccount	(R$ 90,444,595.44)
02/16/18	To the Series 2014-2 Senior Scheduled Principal Subaccount	(R$ 18,741,987.35)
02/16/18	To the Series 2014-2 Senior Scheduled Principal Subaccount	(R$ 9,802,207.14)
02/16/18	To the Series 2014-1 Debt Service Reserve Account	(R$ 69,328,270.49)
02/16/18	To the Series 2014-2 Special Debt Service Reserve Account	(R$ 6,927,390.97)
02/16/18	To the Series 2014-3 Debt Service Reserve Account	(R$ 25,803,921.60)
02/16/18	To the Trigger Event Reserve Account	(R$ 317,337,758.67)
02/16/18	To the Special Interest Trigger Event Reserve Account	(R$ 24,249,526.88)
02/16/18	To the holder of the Sponsor Note and/or RJS	(R$ 227,724,857.01)
Final Balance as of the close of business of Feb 16, 2018		**R$ 0.00**

Series 2014-2 Special Series Account		Amount
Date	Description	
01/22/18	Balance	R$ 38,233,116.15
02/16/18	Eligible Investments	R$ 84,967.65
02/16/18	Series 2014-2 Senior Scheduled Principal Subaccount	R$ 18,741,987.35
Final Balance as of the close of business of Feb 16, 2018		**R$ 57,060,071.15**

Series 2014-2 Special Debt Service Reserve Account		Amount
Date	Description	
01/22/18	Balance	R$ 49,819,357.24
02/19/18	Eligible Investments	R$ 313,322.94
02/19/18	Series 2014-2 Senior Scheduled Principal Subaccount	R$ 6,927,390.97
Final Balance as of the close of business of Feb 16, 2018		**R$ 57,060,071.15**

Special Interest Liquidity Reserve Account		Amount
Date	Description	
01/22/18	Balance	R$ 0.00
Final Balance as of the close of business of Feb 16, 2018		**R$ 0.00**

Section (E) – Transaction Accounts Balance (cont.)

Special Interest Trigger Event Reserve Account		Amount
Date	Description	
01/22/18	Balance	R$ 14,813,024.72
02/16/18	Balance	R$ 24,249,526.88
Final Balance as of the close of business of Feb 16, 2018		**R$ 39,062,551.60**

Section (F) – Other Information

Events	Y / N
Has any Event of Default occurred or continued as of the close of business for the Indenture Trustee on the related Allocation Date?	No
Has any Trigger Event occurred or continued as of the close of business for the Indenture Trustee on the related Allocation Date?	Yes
Has any Bond Administrator Replacement Event occurred or continued as of the close of business for the Indenture Trustee on the related Allocation Date?	No
Has any Servicer Replacement Event occurred or continued as of the close of business for the Indenture Trustee on the related Allocation Date?	No
Has any Event of Default been declared as of the close of business for the Indenture Trustee on the related Allocation Date?	No
Has any Early Amortization Period been declared as of the close of business for the Indenture Trustee on the related Allocation Date?	No
Has there been the occurrence of conditions which give rise to any Sponsor Refund Obligations or any RJS Damages as of the close of business for the Indenture Trustee on the related Allocation Date?	No

Notes:

1) The following Trigger Event continued during such Reporting Period, according to item (b) and (c) of the "Trigger Event" definition, in the Appendix 1 of the Indenture:

"(b) with respect to the pending Scheduled Payment Date on or after the Data Acquisition Date and the related Quarterly Reporting Period, the Minimum Average Forward-Looking Debt Service Coverage Ratio project with respect to such Quarterly Reporting Period is less than the Minimum Average Forward-Looking Debt Service Coverage Ratio Trigger Threshold.

(c) notwhitstanding the foregoing, to the extent that a Trigger Event exists as of December 4, 2017, it shall continue to exist until, and including, April 30, 2018."

2) An Early Amortization Period with respect to each Series of Securities, including the payment obligations on each Early Amortization Payment Date and the other effects thereof, has been declared by the execution of the Second Waiver and Amendment Agreement on June 20, 2016, and shall remain in effect until rescinded by written notice from the Series Controlling Party of each Series 2014-1, Series 2014-2 and Series 2014-3 (the "Specified Early Amortization Period").

The declaration of the Early Amortization Period and the Specified Early Amortization Period have been partially rescinded by the execution of the Fifth Rescission and Amendment Agreement on December 04, 2017, with respect to each Series of Securities and the effects thereof: **(a)** solely as to the provisions of (i) clauses (d)(iv) and (d)(ix) of Section 4.6 of the Indenture and (ii) clauses (b)(iv) and (b)(ix) of Section 4.7 of the Indenture; **(b)** solely as to the provisions of (i) clause (d)(iv)(A) of Section 3.3 of each Series 2014-1 Indenture Supplement, as amended, and the Series 2014-3 Indenture Supplement, as amended, and (ii) clause (b)(iv)(A) of Section 3.3 of the Series 2014-2 Indenture Supplement, as amended; and **(c)** otherwise, solely with respect to the period commencing immediately at the commencement of the Effective Date and ending on April 30, 2018 (or such earlier date as may be indicated in writing from each such Series Controlling Party and the Sponsor).

Section (G) – Transfer Instructions

Transaction: Funds to the Senior Interest Subaccount			Amount
Type	Account	Name	
Debt	11249900	Liquidity Reserve Account	(US$ 7,631,910.73)
Credit	11250200	Series 2014-1 Series Account	US$ 7,058,221.26
Credit	11348400	Series 2014-3 Series Account	US$ 573,689.47

Transaction: Funds to the Senior Scheduled Principal Subaccount			Amount
Type	Account	Name	
Debt	11249900	Liquidity Reserve Account	(US$ 8,782,669.49)
Debt	11249600	Revenue Account	(US$ 30,835,682.12)
Credit	11250200	Series 2014-1 Series Account	US$ 30,968,810.33
Credit	11348400	Series 2014-3 Series Account	US$ 8,649,541.28

Transaction: Funds to the Debt Service Reserve Account			Amount
Type	Account	Name	
Debt	11249600	Revenue Account	(US$ 29,262,439.89)
Credit	11252400	Series 2014-1 Debt Service Reserve Account	US$ 21,325,213.93
Credit	11348500	Series 2014-3 Debt Service Reserve Account	US$ 7,937,225.96

Transaction: Funds to the Trigger Event Reserve Account			Amount
Type	Account	Name	
Debt	11249600	Revenue Account	(US$ 97,612,352.71)
Credit	11250100	Trigger Event Reserve Account	US$ 97,612,352.71

Appendix 1

Class Interest Amount for the Series 2014-1 Notes

Date	Class Interest			Daycount	Class Principal Balance	Current Interest Due	Overdue Interest	Current Capitalized Interest	Overdue Capitalized Interest	Capitalized Interest	Class Interest Amount
	Rate	Overdue Incremental Rate	Denominator								
	6.25%	3.00%	360		EoD		EoD		EoD		
01/06/18	0.0625	0.0300	0.002778	1	1,393,596,465.03	241,943.83	0.00	116,133.04	0.00	116,133.04	358,076.87
01/07/18	0.0625	0.0300	0.002778	1	1,393,596,465.03	241,943.83	0.00	116,133.04	0.00	116,133.04	716,153.74
01/08/18	0.0625	0.0300	0.002778	1	1,393,596,465.03	241,943.83	0.00	116,133.04	0.00	116,133.04	1,074,230.61
01/09/18	0.0625	0.0300	0.002778	1	1,393,596,465.03	241,943.83	0.00	116,133.04	0.00	116,133.04	1,432,307.48
01/10/18	0.0625	0.0300	0.002778	1	1,393,596,465.03	241,943.83	0.00	116,133.04	0.00	116,133.04	1,790,384.35
01/11/18	0.0625	0.0300	0.002778	1	1,393,596,465.03	241,943.83	0.00	116,133.04	0.00	116,133.04	2,148,461.22
01/12/18	0.0625	0.0300	0.002778	1	1,393,596,465.03	241,943.83	0.00	116,133.04	0.00	116,133.04	2,506,538.09
01/13/18	0.0625	0.0300	0.002778	1	1,393,596,465.03	241,943.83	0.00	116,133.04	0.00	116,133.04	2,864,614.96
01/14/18	0.0625	0.0300	0.002778	1	1,393,596,465.03	241,943.83	0.00	116,133.04	0.00	116,133.04	3,222,691.83
01/15/18	0.0625	0.0300	0.002778	1	1,393,596,465.03	241,943.83	0.00	116,133.04	0.00	116,133.04	3,580,768.70
01/16/18	0.0625	0.0300	0.002778	1	1,393,596,465.03	241,943.83	0.00	116,133.04	0.00	116,133.04	3,938,845.57
01/17/18	0.0625	0.0300	0.002778	1	1,393,596,465.03	241,943.83	0.00	116,133.04	0.00	116,133.04	4,296,922.44
01/18/18	0.0625	0.0300	0.002778	1	1,393,596,465.03	241,943.83	0.00	116,133.04	0.00	116,133.04	4,654,999.31
01/19/18	0.0625	0.0300	0.002778	1	1,393,596,465.03	241,943.83	0.00	116,133.04	0.00	116,133.04	5,013,076.18
01/20/18	0.0625	0.0300	0.002778	1	1,393,596,465.03	241,943.83	0.00	116,133.04	0.00	116,133.04	5,371,153.05
01/21/18	0.0625	0.0300	0.002778	1	1,393,596,465.03	241,943.83	0.00	116,133.04	0.00	116,133.04	5,729,229.92
01/22/18	0.0625	0.0300	0.002778	1	1,393,596,465.03	241,943.83	0.00	116,133.04	0.00	116,133.04	6,087,306.79
01/23/18	0.0625	0.0300	0.002778	1	1,393,596,465.03	241,943.83	0.00	116,133.04	0.00	116,133.04	6,445,383.66
01/24/18	0.0625	0.0300	0.002778	1	1,393,596,465.03	241,943.83	0.00	116,133.04	0.00	116,133.04	6,803,460.53
01/25/18	0.0625	0.0300	0.002778	1	1,393,596,465.03	241,943.83	0.00	116,133.04	0.00	116,133.04	7,161,537.40
01/26/18	0.0625	0.0300	0.002778	1	1,393,596,465.03	241,943.83	0.00	116,133.04	0.00	116,133.04	7,519,614.27
01/27/18	0.0625	0.0300	0.002778	1	1,393,596,465.03	241,943.83	0.00	116,133.04	0.00	116,133.04	7,877,691.14
01/28/18	0.0625	0.0300	0.002778	1	1,393,596,465.03	241,943.83	0.00	116,133.04	0.00	116,133.04	8,235,768.01
01/29/18	0.0625	0.0300	0.002778	1	1,393,596,465.03	241,943.83	0.00	116,133.04	0.00	116,133.04	8,593,844.88
01/30/18	0.0625	0.0300	0.002778	0	1,393,596,465.03	0.00	0.00	0.00	0.00	0.00	8,593,844.88
01/31/18	0.0625	0.0300	0.002778	1	1,393,596,465.03	241,943.83	0.00	116,133.04	0.00	116,133.04	8,951,921.75
02/01/18	0.0625	0.0300	0.002778	1	1,393,596,465.03	241,943.83	0.00	116,133.04	0.00	116,133.04	9,309,998.62
02/02/18	0.0625	0.0300	0.002778	1	1,393,596,465.03	241,943.83	0.00	116,133.04	0.00	116,133.04	9,668,075.49
02/03/18	0.0625	0.0300	0.002778	1	1,393,596,465.03	241,943.83	0.00	116,133.04	0.00	116,133.04	10,026,152.36
02/04/18	0.0625	0.0300	0.002778	1	1,393,596,465.03	241,943.83	0.00	116,133.04	0.00	116,133.04	10,384,229.23
02/05/18	0.0625	0.0300	0.002778	1	1,393,596,465.03	241,943.83	0.00	116,133.04	0.00	116,133.04	10,742,306.10

Appendix 1 (cont.)

Class Interest Amount for the Series 2014-1 Notes (cont.)

Date	Class Interest			Daycount	Class Principal Balance	Current Interest Due	Overdue Interest	Current Capitalized Interest	Overdue Capitalized Interest	Capitalized Interest	Class Interest Amount
	Rate	Overdue Incremental Rate	Denominator								
	6.25%	3.00%	360		EoD		EoD		EoD		
02/06/18	0.0625	0.0300	0.002778	1	1,393,596,465.03	241,943.83	0.00	116,133.04	0.00	116,133.04	11,100,382.97
02/07/18	0.0625	0.0300	0.002778	1	1,393,596,465.03	241,943.83	0.00	116,133.04	0.00	116,133.04	11,458,459.84
02/08/18	0.0625	0.0300	0.002778	1	1,393,596,465.03	241,943.83	0.00	116,133.04	0.00	116,133.04	11,816,536.71
02/09/18	0.0625	0.0300	0.002778	1	1,393,596,465.03	241,943.83	0.00	116,133.04	0.00	116,133.04	12,174,613.58
02/10/18	0.0625	0.0300	0.002778	1	1,393,596,465.03	241,943.83	0.00	116,133.04	0.00	116,133.04	12,532,690.45
02/11/18	0.0625	0.0300	0.002778	1	1,393,596,465.03	241,943.83	0.00	116,133.04	0.00	116,133.04	12,890,767.32
02/12/18	0.0625	0.0300	0.002778	1	1,393,596,465.03	241,943.83	0.00	116,133.04	0.00	116,133.04	13,248,844.19
02/13/18	0.0625	0.0300	0.002778	1	1,393,596,465.03	241,943.83	0.00	116,133.04	0.00	116,133.04	13,606,921.06
02/14/18	0.0625	0.0300	0.002778	1	1,393,596,465.03	241,943.83	0.00	116,133.04	0.00	116,133.04	13,964,997.93
02/15/18	0.0625	0.0300	0.002778	1	1,393,596,465.03	241,943.83	0.00	116,133.04	0.00	116,133.04	14,323,074.80
02/16/18	0.0625	0.0300	0.002778	1	1,393,596,465.03	241,943.83	0.00	116,133.04	0.00	116,133.04	14,681,151.67
02/17/18	0.0625	0.0300	0.002778	1	1,393,596,465.03	241,943.83	0.00	116,133.04	0.00	116,133.04	15,039,228.54
02/18/18	0.0625	0.0300	0.002778	1	1,393,596,465.03	241,943.83	0.00	116,133.04	0.00	116,133.04	15,397,305.41
02/19/18	0.0625	0.0300	0.002778	1	1,393,596,465.03	241,943.83	0.00	116,133.04	0.00	116,133.04	15,755,382.28
02/20/18	0.0625	0.0300	0.002778	1	1,393,596,465.03	241,943.83	0.00	116,133.04	0.00	116,133.04	16,113,459.15
02/21/18	0.0625	0.0300	0.002778	1	1,393,596,465.03	241,943.83	0.00	116,133.04	0.00	116,133.04	16,471,536.02
02/22/18	0.0625	0.0300	0.002778	1	1,393,596,465.03	241,943.83	0.00	116,133.04	0.00	116,133.04	16,829,612.89
02/23/18	0.0625	0.0300	0.002778	1	1,393,596,465.03	241,943.83	0.00	116,133.04	0.00	116,133.04	17,187,689.76
02/24/18	0.0625	0.0300	0.002778	1	1,393,596,465.03	241,943.83	0.00	116,133.04	0.00	116,133.04	17,545,766.63
02/25/18	0.0625	0.0300	0.002778	1	1,393,596,465.03	241,943.83	0.00	116,133.04	0.00	116,133.04	17,903,843.50
02/26/18	0.0625	0.0300	0.002778	1	1,393,596,465.03	241,943.83	0.00	116,133.04	0.00	116,133.04	18,261,920.37
02/27/18	0.0625	0.0300	0.002778	1	1,393,596,465.03	241,943.83	0.00	116,133.04	0.00	116,133.04	18,619,997.24
02/28/18	0.0625	0.0300	0.002778	3	1,393,596,465.03	725,831.49	0.00	348,399.12	0.00	348,399.12	19,694,227.85
03/01/18	0.0625	0.0300	0.002778	1	1,393,596,465.03	241,943.83	0.00	116,133.04	0.00	116,133.04	20,052,304.72
03/02/18	0.0625	0.0300	0.002778	1	1,393,596,465.03	241,943.83	0.00	116,133.04	0.00	116,133.04	20,410,381.59
03/03/18	0.0625	0.0300	0.002778	1	1,393,596,465.03	241,943.83	0.00	116,133.04	0.00	116,133.04	20,768,458.46
03/04/18	0.0625	0.0300	0.002778	1	1,393,596,465.03	241,943.83	0.00	116,133.04	0.00	116,133.04	21,126,535.33
03/05/18	0.0625	0.0300	0.002778	1	1,393,596,465.03	241,943.83	0.00	116,133.04	0.00	116,133.04	21,484,612.20
03/06/18	0.0625	0.0300	0.002778	1	1,393,596,465.03	241,943.83	0.00	116,133.04	0.00	116,133.04	21,842,689.07
03/07/18	0.0625	0.0300	0.002778	1	1,393,596,465.03	241,943.83	0.00	116,133.04	0.00	116,133.04	22,200,765.94
03/08/18	0.0625	0.0300	0.002778	1	1,393,596,465.03	241,943.83	0.00	116,133.04	0.00	116,133.04	22,558,842.81

Appendix 1 (cont.)

Class Interest Amount for the Series 2014-1 Notes (cont.)

Date	Class Interest			Daycount	Class Principal Balance	Current Interest Due	Overdue Interest	Current Capitalized Interest	Overdue Capitalized Interest	Capitalized Interest	Class Interest Amount
	Rate	Overdue Incremental Rate	Denominator								
	6.25%	3.00%	360		EoD		EoD		EoD		
03/09/18	0.0625	0.0300	0.002778	1	1,393,596,465.03	241,943.83	0.00	116,133.04	0.00	116,133.04	22,916,919.68
03/10/18	0.0625	0.0300	0.002778	1	1,393,596,465.03	241,943.83	0.00	116,133.04	0.00	116,133.04	23,274,996.55
03/11/18	0.0625	0.0300	0.002778	1	1,393,596,465.03	241,943.83	0.00	116,133.04	0.00	116,133.04	23,633,073.42
03/12/18	0.0625	0.0300	0.002778	1	1,393,596,465.03	241,943.83	0.00	116,133.04	0.00	116,133.04	23,991,150.29
03/13/18	0.0625	0.0300	0.002778	1	1,393,596,465.03	241,943.83	0.00	116,133.04	0.00	116,133.04	24,349,227.16
03/14/18	0.0625	0.0300	0.002778	1	1,393,596,465.03	241,943.83	0.00	116,133.04	0.00	116,133.04	24,707,304.03
03/15/18	0.0625	0.0300	0.002778	1	1,393,596,465.03	241,943.83	0.00	116,133.04	0.00	116,133.04	25,065,380.90
03/16/18	0.0625	0.0300	0.002778	1	1,393,596,465.03	241,943.83	0.00	116,133.04	0.00	116,133.04	25,423,457.77
03/17/18	0.0625	0.0300	0.002778	1	1,393,596,465.03	241,943.83	0.00	116,133.04	0.00	116,133.04	25,781,534.64
03/18/18	0.0625	0.0300	0.002778	1	1,393,596,465.03	241,943.83	0.00	116,133.04	0.00	116,133.04	26,139,611.51
03/19/18	0.0625	0.0300	0.002778	1	1,393,596,465.03	241,943.83	0.00	116,133.04	0.00	116,133.04	26,497,688.38
03/20/18	0.0625	0.0300	0.002778	1	1,393,596,465.03	241,943.83	0.00	116,133.04	0.00	116,133.04	26,855,765.25
03/21/18	0.0625	0.0300	0.002778	1	1,393,596,465.03	241,943.83	0.00	116,133.04	0.00	116,133.04	27,213,842.12
03/22/18	0.0625	0.0300	0.002778	1	1,393,596,465.03	241,943.83	0.00	116,133.04	0.00	116,133.04	27,571,918.99
03/23/18	0.0625	0.0300	0.002778	1	1,393,596,465.03	241,943.83	0.00	116,133.04	0.00	116,133.04	27,929,995.86
03/24/18	0.0625	0.0300	0.002778	1	1,393,596,465.03	241,943.83	0.00	116,133.04	0.00	116,133.04	28,288,072.73
03/25/18	0.0625	0.0300	0.002778	1	1,393,596,465.03	241,943.83	0.00	116,133.04	0.00	116,133.04	28,646,149.60
03/26/18	0.0625	0.0300	0.002778	1	1,393,596,465.03	241,943.83	0.00	116,133.04	0.00	116,133.04	29,004,226.47
03/27/18	0.0625	0.0300	0.002778	1	1,393,596,465.03	241,943.83	0.00	116,133.04	0.00	116,133.04	29,362,303.34
03/28/18	0.0625	0.0300	0.002778	1	1,393,596,465.03	241,943.83	0.00	116,133.04	0.00	116,133.04	29,720,380.21
03/29/18	0.0625	0.0300	0.002778	1	1,393,596,465.03	241,943.83	0.00	116,133.04	0.00	116,133.04	30,078,457.08
03/30/18	0.0625	0.0300	0.002778	0	1,393,596,465.03	0.00	0.00	0.00	0.00	0.00	30,078,457.08
03/31/18	0.0625	0.0300	0.002778	1	1,393,596,465.03	241,943.83	0.00	116,133.04	0.00	116,133.04	30,436,533.95
04/01/18	0.0625	0.0300	0.002778	1	1,393,596,465.03	241,943.83	0.00	116,133.04	0.00	116,133.04	30,794,610.82
04/02/18	0.0625	0.0300	0.002778	1	1,393,596,465.03	241,943.83	0.00	116,133.04	0.00	116,133.04	31,152,687.69
04/03/18	0.0625	0.0300	0.002778	1	1,393,596,465.03	241,943.83	0.00	116,133.04	0.00	116,133.04	31,510,764.56
04/04/18	0.0625	0.0300	0.002778	1	1,393,596,465.03	241,943.83	0.00	116,133.04	0.00	116,133.04	31,868,841.43
04/05/18	0.0625	0.0300	0.002778	1	1,393,596,465.03	241,943.83	0.00	116,133.04	0.00	116,133.04	32,226,918.30
04/06/18				**90**		**21,774,944.70**		**10,451,973.60**			**32,226,918.30**

Appendix 2

Class Interest Amount for the Series 2014-2 Notes

Date	Class Interest			Daycount	Class Principal Balance	Current Interest Due	Overdue Interest	Current Penalty Interest	Overdue Current Penalty Interest	Penalty Interest	Class Interest Amount
	Rate	Penalty Rate	Denominator								
	16.25%	3.00%	252		EoD		EoD		EoD		
01/06/18	0.1625	0.0300	0.003968	0	556,786,996.99	0.00	0.00	0.00	0.00	0.00	0.00
01/07/18	0.1625	0.0300	0.003968	0	556,786,996.99	0.00	0.00	0.00	0.00	0.00	0.00
01/08/18	0.1625	0.0300	0.003968	1	556,786,996.99	332,785.96	0.00	66,284.17	0.00	66,284.17	399,070.12
01/09/18	0.1625	0.0300	0.003968	1	556,786,996.99	332,984.86	0.00	66,292.06	0.00	66,292.06	798,347.04
01/10/18	0.1625	0.0300	0.003968	1	556,786,996.99	333,183.88	0.00	66,299.95	0.00	66,299.95	1,197,830.87
01/11/18	0.1625	0.0300	0.003968	1	556,786,996.99	333,383.02	0.00	66,307.84	0.00	66,307.84	1,597,521.74
01/12/18	0.1625	0.0300	0.003968	1	556,786,996.99	333,582.28	0.00	66,315.74	0.00	66,315.74	1,997,419.76
01/13/18	0.1625	0.0300	0.003968	0	556,786,996.99	0.00	0.00	0.00	0.00	0.00	1,997,419.76
01/14/18	0.1625	0.0300	0.003968	0	556,786,996.99	0.00	0.00	0.00	0.00	0.00	1,997,419.76
01/15/18	0.1625	0.0300	0.003968	1	556,786,996.99	333,781.66	0.00	66,323.63	0.00	66,323.63	2,397,525.05
01/16/18	0.1625	0.0300	0.003968	1	556,786,996.99	333,981.16	0.00	66,331.53	0.00	66,331.53	2,797,837.74
01/17/18	0.1625	0.0300	0.003968	1	556,786,996.99	334,180.78	0.00	66,339.42	0.00	66,339.42	3,198,357.94
01/18/18	0.1625	0.0300	0.003968	1	556,786,996.99	334,380.51	0.00	66,347.32	0.00	66,347.32	3,599,085.77
01/19/18	0.1625	0.0300	0.003968	1	556,786,996.99	334,580.37	0.00	66,355.22	0.00	66,355.22	4,000,021.36
01/20/18	0.1625	0.0300	0.003968	0	556,786,996.99	0.00	0.00	0.00	0.00	0.00	4,000,021.36
01/21/18	0.1625	0.0300	0.003968	0	556,786,996.99	0.00	0.00	0.00	0.00	0.00	4,000,021.36
01/22/18	0.1625	0.0300	0.003968	1	556,786,996.99	334,780.34	0.00	66,363.12	0.00	66,363.12	4,401,164.82
01/23/18	0.1625	0.0300	0.003968	1	556,786,996.99	334,980.44	0.00	66,371.02	0.00	66,371.02	4,802,516.28
01/24/18	0.1625	0.0300	0.003968	1	556,786,996.99	335,180.65	0.00	66,378.92	0.00	66,378.92	5,204,075.85
01/25/18	0.1625	0.0300	0.003968	0	556,786,996.99	0.00	0.00	0.00	0.00	0.00	5,204,075.85
01/26/18	0.1625	0.0300	0.003968	1	556,786,996.99	335,380.99	0.00	66,386.82	0.00	66,386.82	5,605,843.66
01/27/18	0.1625	0.0300	0.003968	0	556,786,996.99	0.00	0.00	0.00	0.00	0.00	5,605,843.66
01/28/18	0.1625	0.0300	0.003968	0	556,786,996.99	0.00	0.00	0.00	0.00	0.00	5,605,843.66
01/29/18	0.1625	0.0300	0.003968	1	556,786,996.99	335,581.44	0.00	66,394.73	0.00	66,394.73	6,007,819.83
01/30/18	0.1625	0.0300	0.003968	1	556,786,996.99	335,782.02	0.00	66,402.63	0.00	66,402.63	6,410,004.48
01/31/18	0.1625	0.0300	0.003968	1	556,786,996.99	335,982.71	0.00	66,410.53	0.00	66,410.53	6,812,397.72
02/01/18	0.1625	0.0300	0.003968	1	556,786,996.99	336,183.52	0.00	66,418.44	0.00	66,418.44	7,214,999.68
02/02/18	0.1625	0.0300	0.003968	1	556,786,996.99	336,384.46	0.00	66,426.35	0.00	66,426.35	7,617,810.49
02/03/18	0.1625	0.0300	0.003968	0	556,786,996.99	0.00	0.00	0.00	0.00	0.00	7,617,810.49
02/04/18	0.1625	0.0300	0.003968	0	556,786,996.99	0.00	0.00	0.00	0.00	0.00	7,617,810.49
02/05/18	0.1625	0.0300	0.003968	1	556,786,996.99	336,585.51	0.00	66,434.26	0.00	66,434.26	8,020,830.25

Appendix 2 (cont.)

Class Interest Amount for the Series 2014-2 Notes (cont.)

Date	Class Interest			Daycount	Class Principal Balance	Current Interest Due	Overdue Interest	Current Penalty Interest	Overdue Current Penalty Interest	Penalty Interest	Class Interest Amount
	Rate	Penalty Rate	Denominator								
	16.25%	3.00%	252		EoD		EoD		EoD		
02/06/18	0.1625	0.0300	0.003968	1	556,786,996.99	336,786.68	0.00	66,442.16	0.00	66,442.16	8,424,059.10
02/07/18	0.1625	0.0300	0.003968	1	556,786,996.99	336,987.98	0.00	66,450.07	0.00	66,450.07	8,827,497.15
02/08/18	0.1625	0.0300	0.003968	1	556,786,996.99	337,189.39	0.00	66,457.98	0.00	66,457.98	9,231,144.52
02/09/18	0.1625	0.0300	0.003968	1	556,786,996.99	337,390.93	0.00	66,465.90	0.00	66,465.90	9,635,001.35
02/10/18	0.1625	0.0300	0.003968	0	556,786,996.99	0.00	0.00	0.00	0.00	0.00	9,635,001.35
02/11/18	0.1625	0.0300	0.003968	0	556,786,996.99	0.00	0.00	0.00	0.00	0.00	9,635,001.35
02/12/18	0.1625	0.0300	0.003968	0	556,786,996.99	0.00	0.00	0.00	0.00	0.00	9,635,001.35
02/13/18	0.1625	0.0300	0.003968	0	556,786,996.99	0.00	0.00	0.00	0.00	0.00	9,635,001.35
02/14/18	0.1625	0.0300	0.003968	1	556,786,996.99	337,592.58	0.00	66,473.81	0.00	66,473.81	10,039,067.74
02/15/18	0.1625	0.0300	0.003968	1	556,786,996.99	337,794.36	0.00	66,481.72	0.00	66,481.72	10,443,343.82
02/16/18	0.1625	0.0300	0.003968	1	556,786,996.99	337,996.25	0.00	66,489.64	0.00	66,489.64	10,847,829.71
02/17/18	0.1625	0.0300	0.003968	0	556,786,996.99	0.00	0.00	0.00	0.00	0.00	10,847,829.71
02/18/18	0.1625	0.0300	0.003968	0	556,786,996.99	0.00	0.00	0.00	0.00	0.00	10,847,829.71
02/19/18	0.1625	0.0300	0.003968	1	556,786,996.99	338,198.27	0.00	66,497.55	0.00	66,497.55	11,252,525.53
02/20/18	0.1625	0.0300	0.003968	1	556,786,996.99	338,400.41	0.00	66,505.47	0.00	66,505.47	11,657,431.41
02/21/18	0.1625	0.0300	0.003968	1	556,786,996.99	338,602.67	0.00	66,513.39	0.00	66,513.39	12,062,547.46
02/22/18	0.1625	0.0300	0.003968	1	556,786,996.99	338,805.05	0.00	66,521.30	0.00	66,521.30	12,467,873.81
02/23/18	0.1625	0.0300	0.003968	1	556,786,996.99	339,007.55	0.00	66,529.22	0.00	66,529.22	12,873,410.58
02/24/18	0.1625	0.0300	0.003968	0	556,786,996.99	0.00	0.00	0.00	0.00	0.00	12,873,410.58
02/25/18	0.1625	0.0300	0.003968	0	556,786,996.99	0.00	0.00	0.00	0.00	0.00	12,873,410.58
02/26/18	0.1625	0.0300	0.003968	1	556,786,996.99	339,210.17	0.00	66,537.14	0.00	66,537.14	13,279,157.89
02/27/18	0.1625	0.0300	0.003968	1	556,786,996.99	339,412.91	0.00	66,545.07	0.00	66,545.07	13,685,115.87
02/28/18	0.1625	0.0300	0.003968	1	556,786,996.99	339,615.77	0.00	66,552.99	0.00	66,552.99	14,091,284.63
03/01/18	0.1625	0.0300	0.003968	1	556,786,996.99	339,818.76	0.00	66,560.91	0.00	66,560.91	14,497,664.30
03/02/18	0.1625	0.0300	0.003968	1	556,786,996.99	340,021.86	0.00	66,568.83	0.00	66,568.83	14,904,254.99
03/03/18	0.1625	0.0300	0.003968	0	556,786,996.99	0.00	0.00	0.00	0.00	0.00	14,904,254.99
03/04/18	0.1625	0.0300	0.003968	0	556,786,996.99	0.00	0.00	0.00	0.00	0.00	14,904,254.99
03/05/18	0.1625	0.0300	0.003968	1	556,786,996.99	340,225.09	0.00	66,576.76	0.00	66,576.76	15,311,056.85
03/06/18	0.1625	0.0300	0.003968	1	556,786,996.99	340,428.44	0.00	66,584.68	0.00	66,584.68	15,718,069.97
03/07/18	0.1625	0.0300	0.003968	1	556,786,996.99	340,631.91	0.00	66,592.61	0.00	66,592.61	16,125,294.49
03/08/18	0.1625	0.0300	0.003968	1	556,786,996.99	340,835.50	0.00	66,600.54	0.00	66,600.54	16,532,730.54

Appendix 2 (cont.)

Class Interest Amount for the Series 2014-2 Notes (cont.)

Date	Class Interest			Daycount	Class Principal Balance	Current Interest Due	Overdue Interest	Current Penalty Interest	Overdue Current Penalty Interest	Penalty Interest	Class Interest Amount
	Rate	Penalty Rate	Denominator								
	16.25%	3.00%	252		EoD		EoD		EoD		
03/09/18	0.1625	0.0300	0.003968	1	556,786,996.99	341,039.22	0.00	66,608.47	0.00	66,608.47	16,940,378.22
03/10/18	0.1625	0.0300	0.003968	0	556,786,996.99	0.00	0.00	0.00	0.00	0.00	16,940,378.22
03/11/18	0.1625	0.0300	0.003968	0	556,786,996.99	0.00	0.00	0.00	0.00	0.00	16,940,378.22
03/12/18	0.1625	0.0300	0.003968	1	556,786,996.99	341,243.05	0.00	66,616.40	0.00	66,616.40	17,348,237.68
03/13/18	0.1625	0.0300	0.003968	1	556,786,996.99	341,447.01	0.00	66,624.33	0.00	66,624.33	17,756,309.01
03/14/18	0.1625	0.0300	0.003968	1	556,786,996.99	341,651.09	0.00	66,632.26	0.00	66,632.26	18,164,592.36
03/15/18	0.1625	0.0300	0.003968	1	556,786,996.99	341,855.29	0.00	66,640.19	0.00	66,640.19	18,573,087.85
03/16/18	0.1625	0.0300	0.003968	1	556,786,996.99	342,059.62	0.00	66,648.13	0.00	66,648.13	18,981,795.59
03/17/18	0.1625	0.0300	0.003968	0	556,786,996.99	0.00	0.00	0.00	0.00	0.00	18,981,795.59
03/18/18	0.1625	0.0300	0.003968	0	556,786,996.99	0.00	0.00	0.00	0.00	0.00	18,981,795.59
03/19/18	0.1625	0.0300	0.003968	1	556,786,996.99	342,264.06	0.00	66,656.06	0.00	66,656.06	19,390,715.71
03/20/18	0.1625	0.0300	0.003968	1	556,786,996.99	342,468.63	0.00	66,663.99	0.00	66,663.99	19,799,848.33
03/21/18	0.1625	0.0300	0.003968	1	556,786,996.99	342,673.32	0.00	66,671.93	0.00	66,671.93	20,209,193.58
03/22/18	0.1625	0.0300	0.003968	1	556,786,996.99	342,878.13	0.00	66,679.87	0.00	66,679.87	20,618,751.58
03/23/18	0.1625	0.0300	0.003968	1	556,786,996.99	343,083.07	0.00	66,687.81	0.00	66,687.81	21,028,522.46
03/24/18	0.1625	0.0300	0.003968	0	556,786,996.99	0.00	0.00	0.00	0.00	0.00	21,028,522.46
03/25/18	0.1625	0.0300	0.003968	0	556,786,996.99	0.00	0.00	0.00	0.00	0.00	21,028,522.46
03/26/18	0.1625	0.0300	0.003968	1	556,786,996.99	343,288.12	0.00	66,695.74	0.00	66,695.74	21,438,506.32
03/27/18	0.1625	0.0300	0.003968	1	556,786,996.99	343,493.30	0.00	66,703.68	0.00	66,703.68	21,848,703.31
03/28/18	0.1625	0.0300	0.003968	1	556,786,996.99	343,698.61	0.00	66,711.63	0.00	66,711.63	22,259,113.54
03/29/18	0.1625	0.0300	0.003968	1	556,786,996.99	343,904.03	0.00	66,719.57	0.00	66,719.57	22,669,737.14
03/30/18	0.1625	0.0300	0.003968	0	556,786,996.99	0.00	0.00	0.00	0.00	0.00	22,669,737.14
03/31/18	0.1625	0.0300	0.003968	0	556,786,996.99	0.00	0.00	0.00	0.00	0.00	22,669,737.14
04/01/18	0.1625	0.0300	0.003968	0	556,786,996.99	0.00	0.00	0.00	0.00	0.00	22,669,737.14
04/02/18	0.1625	0.0300	0.003968	1	556,786,996.99	344,109.58	0.00	66,727.51	0.00	66,727.51	23,080,574.23
04/03/18	0.1625	0.0300	0.003968	1	556,786,996.99	344,315.25	0.00	66,735.45	0.00	66,735.45	23,491,624.94
04/04/18	0.1625	0.0300	0.003968	1	556,786,996.99	344,521.04	0.00	66,743.40	0.00	66,743.40	23,902,889.38
04/05/18	0.1625	0.0300	0.003968	1	556,786,996.99	344,726.96	0.00	66,751.34	0.00	66,751.34	24,314,367.68
04/06/18				**20**		**20,323,318.48**		**3,991,049.20**			**24,314,367.68**

Appendix 3

Class Interest Amount for the Series 2014-3 Notes

Date	Class Interest			Daycount	Class Principal Balance	Current Interest Due	Overdue Interest	Current Capitalized Interest	Overdue Capitalized Interest	Capitalized Interest	Class Interest Amount
	Rate	Overdue Incremental Rate	Denominator								
	6.75%	3.00%	360		EoD		EoD		EoD		
01/06/18	0.0675	0.0300	0.002778	1	847,655,045.27	158,935.32	0.00	70,637.92	0.00	70,637.92	229,573.24
01/07/18	0.0675	0.0300	0.002778	1	847,655,045.27	158,935.32	0.00	70,637.92	0.00	70,637.92	459,146.48
01/08/18	0.0675	0.0300	0.002778	1	847,655,045.27	158,935.32	0.00	70,637.92	0.00	70,637.92	688,719.72
01/09/18	0.0675	0.0300	0.002778	1	847,655,045.27	158,935.32	0.00	70,637.92	0.00	70,637.92	918,292.96
01/10/18	0.0675	0.0300	0.002778	1	847,655,045.27	158,935.32	0.00	70,637.92	0.00	70,637.92	1,147,866.20
01/11/18	0.0675	0.0300	0.002778	1	847,655,045.27	158,935.32	0.00	70,637.92	0.00	70,637.92	1,377,439.44
01/12/18	0.0675	0.0300	0.002778	1	847,655,045.27	158,935.32	0.00	70,637.92	0.00	70,637.92	1,607,012.68
01/13/18	0.0675	0.0300	0.002778	1	847,655,045.27	158,935.32	0.00	70,637.92	0.00	70,637.92	1,836,585.92
01/14/18	0.0675	0.0300	0.002778	1	847,655,045.27	158,935.32	0.00	70,637.92	0.00	70,637.92	2,066,159.16
01/15/18	0.0675	0.0300	0.002778	1	847,655,045.27	158,935.32	0.00	70,637.92	0.00	70,637.92	2,295,732.40
01/16/18	0.0675	0.0300	0.002778	1	847,655,045.27	158,935.32	0.00	70,637.92	0.00	70,637.92	2,525,305.64
01/17/18	0.0675	0.0300	0.002778	1	847,655,045.27	158,935.32	0.00	70,637.92	0.00	70,637.92	2,754,878.88
01/18/18	0.0675	0.0300	0.002778	1	847,655,045.27	158,935.32	0.00	70,637.92	0.00	70,637.92	2,984,452.12
01/19/18	0.0675	0.0300	0.002778	1	847,655,045.27	158,935.32	0.00	70,637.92	0.00	70,637.92	3,214,025.36
01/20/18	0.0675	0.0300	0.002778	1	847,655,045.27	158,935.32	0.00	70,637.92	0.00	70,637.92	3,443,598.60
01/21/18	0.0675	0.0300	0.002778	1	847,655,045.27	158,935.32	0.00	70,637.92	0.00	70,637.92	3,673,171.84
01/22/18	0.0675	0.0300	0.002778	1	847,655,045.27	158,935.32	0.00	70,637.92	0.00	70,637.92	3,902,745.08
01/23/18	0.0675	0.0300	0.002778	1	847,655,045.27	158,935.32	0.00	70,637.92	0.00	70,637.92	4,132,318.32
01/24/18	0.0675	0.0300	0.002778	1	847,655,045.27	158,935.32	0.00	70,637.92	0.00	70,637.92	4,361,891.56
01/25/18	0.0675	0.0300	0.002778	1	847,655,045.27	158,935.32	0.00	70,637.92	0.00	70,637.92	4,591,464.80
01/26/18	0.0675	0.0300	0.002778	1	847,655,045.27	158,935.32	0.00	70,637.92	0.00	70,637.92	4,821,038.04
01/27/18	0.0675	0.0300	0.002778	1	847,655,045.27	158,935.32	0.00	70,637.92	0.00	70,637.92	5,050,611.28
01/28/18	0.0675	0.0300	0.002778	1	847,655,045.27	158,935.32	0.00	70,637.92	0.00	70,637.92	5,280,184.52
01/29/18	0.0675	0.0300	0.002778	1	847,655,045.27	158,935.32	0.00	70,637.92	0.00	70,637.92	5,509,757.76
01/30/18	0.0675	0.0300	0.002778	0	847,655,045.27	0.00	0.00	0.00	0.00	0.00	5,509,757.76
01/31/18	0.0675	0.0300	0.002778	1	847,655,045.27	158,935.32	0.00	70,637.92	0.00	70,637.92	5,739,331.00
02/01/18	0.0675	0.0300	0.002778	1	847,655,045.27	158,935.32	0.00	70,637.92	0.00	70,637.92	5,968,904.24
02/02/18	0.0675	0.0300	0.002778	1	847,655,045.27	158,935.32	0.00	70,637.92	0.00	70,637.92	6,198,477.48
02/03/18	0.0675	0.0300	0.002778	1	847,655,045.27	158,935.32	0.00	70,637.92	0.00	70,637.92	6,428,050.72
02/04/18	0.0675	0.0300	0.002778	1	847,655,045.27	158,935.32	0.00	70,637.92	0.00	70,637.92	6,657,623.96
02/05/18	0.0675	0.0300	0.002778	1	847,655,045.27	158,935.32	0.00	70,637.92	0.00	70,637.92	6,887,197.20

Appendix 3 (cont.)

Class Interest Amount for the Series 2014-3 Notes (cont.)

Date	Class Interest			Daycount	Class Principal Balance	Current Interest Due	Overdue Interest	Current Capitalized Interest	Overdue Capitalized Interest	Capitalized Interest	Class Interest Amount
	Rate	Overdue Incremental Rate	Denominator								
	6.75%	3.00%	360		EoD		EoD		EoD		
02/06/18	0.0675	0.0300	0.002778	1	847,655,045.27	158,935.32	0.00	70,637.92	0.00	70,637.92	7,116,770.44
02/07/18	0.0675	0.0300	0.002778	1	847,655,045.27	158,935.32	0.00	70,637.92	0.00	70,637.92	7,346,343.68
02/08/18	0.0675	0.0300	0.002778	1	847,655,045.27	158,935.32	0.00	70,637.92	0.00	70,637.92	7,575,916.92
02/09/18	0.0675	0.0300	0.002778	1	847,655,045.27	158,935.32	0.00	70,637.92	0.00	70,637.92	7,805,490.16
02/10/18	0.0675	0.0300	0.002778	1	847,655,045.27	158,935.32	0.00	70,637.92	0.00	70,637.92	8,035,063.40
02/11/18	0.0675	0.0300	0.002778	1	847,655,045.27	158,935.32	0.00	70,637.92	0.00	70,637.92	8,264,636.64
02/12/18	0.0675	0.0300	0.002778	1	847,655,045.27	158,935.32	0.00	70,637.92	0.00	70,637.92	8,494,209.88
02/13/18	0.0675	0.0300	0.002778	1	847,655,045.27	158,935.32	0.00	70,637.92	0.00	70,637.92	8,723,783.12
02/14/18	0.0675	0.0300	0.002778	1	847,655,045.27	158,935.32	0.00	70,637.92	0.00	70,637.92	8,953,356.36
02/15/18	0.0675	0.0300	0.002778	1	847,655,045.27	158,935.32	0.00	70,637.92	0.00	70,637.92	9,182,929.60
02/16/18	0.0675	0.0300	0.002778	1	847,655,045.27	158,935.32	0.00	70,637.92	0.00	70,637.92	9,412,502.84
02/17/18	0.0675	0.0300	0.002778	1	847,655,045.27	158,935.32	0.00	70,637.92	0.00	70,637.92	9,642,076.08
02/18/18	0.0675	0.0300	0.002778	1	847,655,045.27	158,935.32	0.00	70,637.92	0.00	70,637.92	9,871,649.32
02/19/18	0.0675	0.0300	0.002778	1	847,655,045.27	158,935.32	0.00	70,637.92	0.00	70,637.92	10,101,222.56
02/20/18	0.0675	0.0300	0.002778	1	847,655,045.27	158,935.32	0.00	70,637.92	0.00	70,637.92	10,330,795.80
02/21/18	0.0675	0.0300	0.002778	1	847,655,045.27	158,935.32	0.00	70,637.92	0.00	70,637.92	10,560,369.04
02/22/18	0.0675	0.0300	0.002778	1	847,655,045.27	158,935.32	0.00	70,637.92	0.00	70,637.92	10,789,942.28
02/23/18	0.0675	0.0300	0.002778	1	847,655,045.27	158,935.32	0.00	70,637.92	0.00	70,637.92	11,019,515.52
02/24/18	0.0675	0.0300	0.002778	1	847,655,045.27	158,935.32	0.00	70,637.92	0.00	70,637.92	11,249,088.76
02/25/18	0.0675	0.0300	0.002778	1	847,655,045.27	158,935.32	0.00	70,637.92	0.00	70,637.92	11,478,662.00
02/26/18	0.0675	0.0300	0.002778	1	847,655,045.27	158,935.32	0.00	70,637.92	0.00	70,637.92	11,708,235.24
02/27/18	0.0675	0.0300	0.002778	1	847,655,045.27	158,935.32	0.00	70,637.92	0.00	70,637.92	11,937,808.48
02/28/18	0.0675	0.0300	0.002778	3	847,655,045.27	476,805.96	0.00	211,913.76	0.00	211,913.76	12,626,528.20
03/01/18	0.0675	0.0300	0.002778	1	847,655,045.27	158,935.32	0.00	70,637.92	0.00	70,637.92	12,856,101.44
03/02/18	0.0675	0.0300	0.002778	1	847,655,045.27	158,935.32	0.00	70,637.92	0.00	70,637.92	13,085,674.68
03/03/18	0.0675	0.0300	0.002778	1	847,655,045.27	158,935.32	0.00	70,637.92	0.00	70,637.92	13,315,247.92
03/04/18	0.0675	0.0300	0.002778	1	847,655,045.27	158,935.32	0.00	70,637.92	0.00	70,637.92	13,544,821.16
03/05/18	0.0675	0.0300	0.002778	1	847,655,045.27	158,935.32	0.00	70,637.92	0.00	70,637.92	13,774,394.40
03/06/18	0.0675	0.0300	0.002778	1	847,655,045.27	158,935.32	0.00	70,637.92	0.00	70,637.92	279,632.46
03/07/18	0.0675	0.0300	0.002778	1	847,655,045.27	158,935.32	0.00	70,637.92	0.00	70,637.92	559,264.92
03/08/18	0.0675	0.0300	0.002778	1	847,655,045.27	158,935.32	0.00	70,637.92	0.00	70,637.92	838,897.38

Appendix 3 (cont.)

Class Interest Amount for the Series 2014-3 Notes (cont.)

Date	Class Interest			Daycount	Class Principal Balance	Current Interest Due	Overdue Interest	Current Capitalized Interest	Overdue Capitalized Interest	Capitalized Interest	Class Interest Amount
	Rate	Overdue Incremental Rate	Denominator								
	6.75%	3.00%	360		EoD		EoD		EoD		
03/09/18	0.0675	0.0300	0.002778	1	847,655,045.27	158,935.32	0.00	70,637.92	0.00	70,637.92	1,118,529.84
03/10/18	0.0675	0.0300	0.002778	1	847,655,045.27	158,935.32	0.00	70,637.92	0.00	70,637.92	1,398,162.30
03/11/18	0.0675	0.0300	0.002778	1	847,655,045.27	158,935.32	0.00	70,637.92	0.00	70,637.92	1,677,794.75
03/12/18	0.0675	0.0300	0.002778	1	847,655,045.27	158,935.32	0.00	70,637.92	0.00	70,637.92	1,957,427.21
03/13/18	0.0675	0.0300	0.002778	1	847,655,045.27	158,935.32	0.00	70,637.92	0.00	70,637.92	2,237,059.67
03/14/18	0.0675	0.0300	0.002778	1	847,655,045.27	158,935.32	0.00	70,637.92	0.00	70,637.92	2,516,692.13
03/15/18	0.0675	0.0300	0.002778	1	847,655,045.27	158,935.32	0.00	70,637.92	0.00	70,637.92	2,796,324.59
03/16/18	0.0675	0.0300	0.002778	1	847,655,045.27	158,935.32	0.00	70,637.92	0.00	70,637.92	3,075,957.05
03/17/18	0.0675	0.0300	0.002778	1	847,655,045.27	158,935.32	0.00	70,637.92	0.00	70,637.92	3,355,589.51
03/18/18	0.0675	0.0300	0.002778	1	847,655,045.27	158,935.32	0.00	70,637.92	0.00	70,637.92	3,635,221.97
03/19/18	0.0675	0.0300	0.002778	1	847,655,045.27	158,935.32	0.00	70,637.92	0.00	70,637.92	3,914,854.43
03/20/18	0.0675	0.0300	0.002778	1	847,655,045.27	158,935.32	0.00	70,637.92	0.00	70,637.92	4,194,486.89
03/21/18	0.0675	0.0300	0.002778	1	847,655,045.27	158,935.32	0.00	70,637.92	0.00	70,637.92	4,474,119.34
03/22/18	0.0675	0.0300	0.002778	1	847,655,045.27	158,935.32	0.00	70,637.92	0.00	70,637.92	4,753,751.80
03/23/18	0.0675	0.0300	0.002778	1	847,655,045.27	158,935.32	0.00	70,637.92	0.00	70,637.92	5,033,384.26
03/24/18	0.0675	0.0300	0.002778	1	847,655,045.27	158,935.32	0.00	70,637.92	0.00	70,637.92	5,313,016.72
03/25/18	0.0675	0.0300	0.002778	1	847,655,045.27	158,935.32	0.00	70,637.92	0.00	70,637.92	5,592,649.18
03/26/18	0.0675	0.0300	0.002778	1	847,655,045.27	158,935.32	0.00	70,637.92	0.00	70,637.92	5,872,281.64
03/27/18	0.0675	0.0300	0.002778	1	847,655,045.27	158,935.32	0.00	70,637.92	0.00	70,637.92	6,151,914.10
03/28/18	0.0675	0.0300	0.002778	1	847,655,045.27	158,935.32	0.00	70,637.92	0.00	70,637.92	6,431,546.56
03/29/18	0.0675	0.0300	0.002778	1	847,655,045.27	158,935.32	0.00	70,637.92	0.00	70,637.92	6,711,179.02
03/30/18	0.0675	0.0300	0.002778	0	847,655,045.27	0.00	0.00	0.00	0.00	0.00	6,990,811.48
03/31/18	0.0675	0.0300	0.002778	1	847,655,045.27	158,935.32	0.00	70,637.92	0.00	70,637.92	6,990,811.48
04/01/18	0.0675	0.0300	0.002778	1	847,655,045.27	158,935.32	0.00	70,637.92	0.00	70,637.92	7,270,443.93
04/02/18	0.0675	0.0300	0.002778	1	847,655,045.27	158,935.32	0.00	70,637.92	0.00	70,637.92	7,550,076.39
04/03/18	0.0675	0.0300	0.002778	1	847,655,045.27	158,935.32	0.00	70,637.92	0.00	70,637.92	7,829,708.85
04/04/18	0.0675	0.0300	0.002778	1	847,655,045.27	158,935.32	0.00	70,637.92	0.00	70,637.92	8,109,341.31
04/05/18	0.0675	0.0300	0.002778	1	847,655,045.27	158,935.32	0.00	70,637.92	0.00	70,637.92	8,388,973.77
04/06/18				**90**		**14,304,178.80**		**6,357,412.80**			**20,661,591.60**

Feb 23, 2018

TRANSFER REPORT

This Transfer Report has been prepared by Banco do Brasil S.A., for its role as Bond Administrator in connection with the issuance of (a) US$ 2,000,000,000 aggregate principal amount of 6.25% Series 2014-1 Notes due 2024 (the "Series 2014-1 Notes"); (b) R$ 2,400,000,000 aggregate principal amount of 16.25% Series 2014-2 Notes due 2022 (the "Series 2014-2 Notes") and (c) US$ 1,100,000,000 aggregate principal amount of 6.75% Series 2014-3 Notes due 2027 (the "Series 2014-3 Notes") by Rio Oil Finance Trust and in accordance with the terms set forth in the Indenture dated as of June 20, 2014, as amended by the Amended and Restated Indenture dated as of November 11, 2014 (the "Indenture"), in the Series 2014-1 Indenture Supplement and the Series 2014-2 Indenture Supplement, dated as of June 20, 2014, and in the Series 2014-3 Indenture Supplement dated as of November 21, 2014 (the "Indenture Supplements").

Some of the terms set forth in the Indenture and in the Indenture Supplements were amended by that certain Waiver and Amendment Agreement dated as of October 20, 2015 (the "First Waiver and Amendment Agreement"), by that certain Waiver and Amendment Agreement dated as of June 20, 2016 (the "Second Waiver and Amendment Agreement"), by that certain Waiver and Amendment Agreement dated as of October 11, 2016 (the "Third Waiver and Amendment Agreement"), by that certain Rescission and Amendment Agreement dated as of December 05, 2016 (the "Fourth Rescission and Amendment Agreement"), and by that certain Rescission and Amendment Agreement dated as of December 04, 2017 (the "Fifth Rescission and Amendment Agreement"), and are fully reflected in all calculations of this Transfer Report.

The duties and obligations of Banco do Brasil S.A. is determined solely by the express provisions of the Indenture and the other Transactions Documents which it is a part, such as the responsibility for making all the calculations and determinations including, but not limited to, Transfer Amounts. Banco do Brasil S.A. shall not be liable except for the performance of such duties and obligations.

Banco do Brasil S.A. may conclusively rely as to the truth of the statements and the correctness of the opinions expressed in any Transaction Document and upon any statements, certificates or opinions furnished in writing to Banco do Brasil S.A. pursuant to any of the Transaction Documents and conforming to the requirements of the Transaction Documents. Banco do Brasil S.A. may conclusively rely upon, and shall be protected in acting or refraining from acting upon, and shall not be bound to make any investigation into the facts or matters stated in a written resolution, certificate, statement, instrument, opinion, report, notice, request, consent, order, note, Officer's Certificate, guaranty or other paper or document reasonably believed by it to be genuine and to have been signed or presented by the proper Person(s).

This Transfer Report is addressed exclusively to Citibank N.A. (the Indenture Trustee) to be used as Transfer Instructions of the Revenue Account Waterfall in each Transfer Date.

For the effects of this Transfer Report, the Reais Allocation Date is Feb 21, 2018, the Reais Transfer Date is Feb 22, 2018, the Allocation Date is Feb 26, 2018 and the Transfer Date is Feb 27, 2018.

The exchange rate for dollar/reais conversion used in this Transfer Report is R$ 3.256.

Table of Contents

Section (A) – Collections Revenue and Expenses Breakdowns 4

Section (B) – Detailed Collections Account Waterfall..... 5

Section (C) – Detailed Revenue Account Waterfall..... 6

Section (D) – Transfer Amounts Details and Supporting Calculations 7

(i) Excess Companhia Securitizadora Expenses Transfer Amount 7

(ii) Trigger Event Reserve Account Transfer Amount..... 12

(iii) Special Interest Trigger Event Reserve Account Transfer Amount..... 14

(iv) Taxation Expenses Transfer Amount..... 16

Section (E) – Transaction Accounts Balance..... 17

Section (F) – Other Information 18

Section (G) – Transfer Instructions..... 19

Defined Terms

"Allocation Date" shall mean, with respect to any Transfer Date, the Business Day which is immediately prior to such Transfer Date.

"Officer's Certificate" shall mean, in the case any of the Issuer and the Sponsor and the Indenture Trustee, a certificate signed by an Authorized Officer or the president or chairman (or other equivalent officer) of such Person or acting on behalf of such Person.

"Person" shall mean any individual, corporation, company, partnership, joint venture, trust, estate, unincorporated association, Governmental Authority or other entity of whatever nature.

"Reais Allocation Date" shall mean, with respect of any Reais Transfer Date, the Business Day which is immediately prior to such Reais Transfer Date.

"Reais Transfer Date" shall mean each Business Day of each calendar month following a Business Day when, as of the Balance Transfer Time for the Bond Administrator, there are available funds in the Collections Account for allocation in accordance with the Indenture.

"Transaction Documents" shall mean, collectively, the Indenture, the Series 2014-1 Notes, the Series 2014-2 Notes, the Series 2014-1 Indenture Supplement, the Series 2014-2 Indenture Supplement, the Bill of Sale, the Royalties Rights Agreement, the Servicing Agreement, the Pledge Agreement, the Trust Agreement, the Initial Oil Revenue and Rights Bill of Sale, the Banco do Brasil Oil Revenue and Rights Bill of Sale, the Caixa Oil Revenue and Rights Bill of Sale, the Instruments and any Indenture Supplements with respect to future Series of Instruments, and any purchase agreement related to the Instruments.

"Transfer Amount" shall mean, as of any Transfer Date, any of the Issuer Expenses Transfer Amount, the Taxation Expenses Transfer Amount, the Servicer Fee Transfer Amount, the Reserve LC Expenses Transfer Amount, any Debt Service Reserve Account Transfer Amount, any Series Senior Interest Transfer Amount for any Series of Securities, any Series Senior Scheduled Principal Transfer Amount for any Series of Securities, any Series Senior Excess Scheduled Principal Transfer Amount for any Series of Securities, any Series Senior Accelerated Principal Transfer Amount for any Series of Securities, any Series Senior Excess Accelerated Principal Transfer amount for any Series of Securities, any Series Subordinated Interest Transfer Amount for any Series of Securities, any Series Subordinated Scheduled Principal Transfer Amount for any Series of Securities, and/or any Series Subordinated Accelerated Principal Transfer Amount for any Series of Securities, each as of such Transfer Date.

"Transfer Date" shall mean each Business Day of each calendar month when there are available funds in the Revenue Account for distribution in accordance with the Revenue Account Waterfall.

"Transfer Instructions" shall have the meaning set forth in Section 4.10(b) of the Indenture, as follow *"On any Reais Transfer Date, prior to transferring any amounts, the Bond Administrator shall (i) first calculate the allocation of funds assuming that (A) the full amount of funds available for transfer on such Reais Transfer Date are allocated for transfer in accordance with the Collections Account Waterfall and (B) the full amount of funds available for transfer on such Transfer Date are allocated for transfer on such Transfer Date in accordance with the Revenue Account Waterfall and the Bond Administrator shall reduce such calculations to written transfer instructions for such Reais Transfer Date, the related Transfer Date or a related Payment Date.*"

Section (A) – Collections Revenue and Expense Breakdowns

The tables below show the total Collections and any other amounts received by the Servicer on such Reais Allocation Date, with respect to the Collateral of the transaction.

RJS Oil Revenues and RJS Oil Revenue Rights	Amount
Royalties – up to 5% (Law Nº 7,990 of December 28, 1989)	R$ 163,631,228.53
Royalties – more than 5% (Law Nº 9,478 of August 6, 1997)	R$ 119,877,315.03
Special Participations (Law Nº 9,478 of August 6, 1997)	R$ 0.00
FEP (Special Petroleum Fund) – Law Nº 7,990 and Law Nº 9,478	R$ 737,175.31
Total amount transfered to RJS Oil Revenues Dedicated Account	**R$ 284,245,718.87**

Statutory Oil Revenue Allocations by RJS	Amount
PASEP (Program for the Formation of Assets of Public Servants)	(R$ 2,842,457.18)
FECAM (State Fund for Environmental Conservation and Urban Development) [1]	R$ 0.00
Municipalities within RJS	(R$ 40,498,729.06)
Brazilian Federal Government (Assignment Agreement of October 29, 1999)	R$ 0.00
Conta B (State Decree Nº 43,783 of September 12, 2012)	R$ 0.00
Total RJS Oil Revenue Allocations	**(R$ 43,341,186.24)**

Assigned Oil Revenues and Assigned Oil Revenue Rights	Amount
RJS Oil Revenues and RJS Oil Revenue Rights	R$ 284,245,718.87
RJS Oil Revenue Allocations	(R$ 43,341,186.24)
Net amount transferred to Collections Account	**R$ 240,904,532.63**

1) According to the Amendment to the State of Rio de Janeiro Constitution Nº 70 of December 12, 2017 and the State Law Nº 178 of December 20, 2017 (the "FECAM Subordination Legislation"), amounts related to FECAM Allocation are not deducted from Royalties and Special Participations, but instead are allocated according to priority fifteenth of the Revenue Account Waterfall (Section 4.3.(o) of the Indenture).

Section (B) – Detailed Collections Account Waterfall

Collections Account Waterfall		Amount
Priority	**Description**	
First	Taxation Expenses Transfer Amount	(R$ 531,811.93)
Second	(i) Servicer Fee Transfer Amount	R$ 0.00
	(ii) Bond Administrator Fees Transfer Amount	R$ 0.00
	(iii) Brazilian Collateral Agent Fees Transfer Amount	R$ 0.00
	(iv) Excess Companhia Securitizadora Expenses Transfer Amount	(R$ 129,697.62)
Third	(i) to the Revenue Account	(R$ 133,927,399.06)
	(ii) (A) to the Series 2014-2 Special Series Account	R$ 0.00
	(ii) (B) to the Series 2014-2 Special Debt Service Reserve Account	R$ 0.00
	(ii) (C) to the Special Interest Liquidity Reserve Account	R$ 0.00
	(ii) (D) to the Special Interest Trigger Event Reserve Account	(R$ 10,218,414.79)
	(iii) to the holder of the Sponsor Note and/or RJS	R$ 0.00
Fourth	(i) (A), (B), (C) and (D)	R$ 0.00
	(ii) to the holder of the Sponsor Note and to RJS	(R$ 96,097,209.23)
Total Debt		**(R$ 240,904,532.63)**

Section (C) – Detailed Revenue Account Waterfall

Revenue Account Waterfall		Amount
Priority	**Description**	
First	Issuer Expenses Transfer Amount	US$ 0.00
Second	To the Series 2014-1 Senior Interest Subaccount	US$ 0.00
	To the Series 2014-2 Senior Interest Subaccount	US$ 0.00
	To the Series 2014-3 Senior Interest Subaccount	US$ 0.00
Third	To the Series 2014-1 Senior Scheduled Principal Subaccount	US$ 0.00
	To the Series 2014-2 Senior Scheduled Principal Subaccount	US$ 0.00
	To the Series 2014-3 Senior Scheduled Principal Subaccount	US$ 0.00
Fourth	To the Series 2014-1 Debt Service Reserve Account	US$ 0.00
	To the Series 2014-2 Debt Service Reserve Account	US$ 0.00
	To the Series 2014-3 Debt Service Reserve Account	US$ 0.00
Fifth	(i) To the Liquidity Reserve Account	US$ 0.00
	(ii) To the Special Interest Liquidity Reserve Account	US$ 0.00
Sixth	To the Series 2014-1 Senior Accelerated Principal Subaccount	US$ 0.00
	To the Series 2014-2 Senior Accelerated Principal Subaccount	US$ 0.00
	To the Series 2014-3 Senior Accelerated Principal Subaccount	US$ 0.00
Seventh	To the Series 2014-1 Senior Excess Interest Subaccount	US$ 0.00
	To the Series 2014-2 Senior Excess Interest Subaccount	US$ 0.00
	To the Series 2014-3 Senior Excess Interest Subaccount	US$ 0.00
Eighth	To the Series 2014-1 Senior Excess Scheduled Principal Subaccount	US$ 0.00
	To the Series 2014-2 Senior Excess Scheduled Principal Subaccount	US$ 0.00
	To the Series 2014-3 Senior Excess Scheduled Principal Subaccount	US$ 0.00
Ninth	To the Series 2014-1 Senior Excess Accelerated Principal Subaccount	US$ 0.00
	To the Series 2014-2 Senior Excess Accelerated Principal Subaccount	US$ 0.00
	To the Series 2014-3 Senior Excess Accelerated Principal Subaccount	US$ 0.00
Tenth	(i) to the Trigger Event Reserve Account	(US$ 41,132,493.57)
	(ii) to the Special Interest Trigger Event Reserve Account	(US$ 3,138,333.78)
Eleventh	Not applicable	US$ 0.00
Twelfth	Not applicable	US$ 0.00
Thirteenth	Not applicable	US$ 0.00
Fourteenth	To the Reserve LC Expenses Subaccount	US$ 0.00
Fifteenth	To the holder of the Sponsor Note and to RJS	(US$ 29,513,884.90)
Total Debt		**(US$ 73,784,712.25)**

Section (D) – Transfer Amounts Details and Supporting Calculations

(i) Excess Companhia Securitizadora Expenses Transfer Amount

Service Provider	Cetip S.A. – Mercados Organizados
Description	Services related to registration, central securities depository (CSD), trading and settlement of local debentures issued by Companhia Securitizadora
Expense	Custody Fee
Source	www.cetip.com.br – *Comunicados e Documentos – Tabela de Preços*
Total Amount Due	**R$ 10,068.23**

Supporting Calculations:

1) Custody Fee

$$Custody = (Local\ Debenture\ Amount\ x\ Applicable\ Rate) + \ Additional\ Amount$$

$$Custody = (R\$\ 562{,}470{,}949.72\ x\ 0{,}001790\%) + R\$\ 0.00 = \boldsymbol{R\$\ 10{,}068.23}$$

Service Provider	Banco do Brasil S.A.
Description	Services related to receiving payments from the Companhia Securitizadora and then distributing to the holders of local debentures
Expense	Paying Agent Fee
Source	*Contrato de Banco Mandatário*
Total Amount Due	**R$ 5,713.58**

Supporting Calculations:

1) Paying Agent Fee

Fixed monthly fee of R$ 4,900.00, adjusted annually on the anniversary of Closing Date based upon IGP-DI index (*Índice Geral de Preços – Disponibilidade Interna*).

$$Adjusted\ Paying\ Agent\ Fee = Monthly\ Fee\ x\ IGP - DI\ Index$$

$$Adjusted\ Paying\ Agent\ Fee = R\$\ 5{,}136.40^{*}\ x\ 111.2370\% = \boldsymbol{R\$\ 5{,}713.58}$$

* Adjusted Paying Agent Fee as of June/2016

Service Provider	Banco do Brasil S.A.
Description	Services related to holding the collateral on behalf of the holders of local debentures issued by Companhia Securitizadora
Expense	Local Debentures Collateral Agent Fee
Source	*Contrato de Administração de Contas*
Total Amount Due	**R$ 3,927.02**

Section (D) – Transfer Amounts Details and Supporting Calculations (cont.)

(i) Excess Companhia Securitizadora Expenses Transfer Amount (cont.)

Supporting Calculations:

1) Collateral Agent Fee

Fixed monthly fee of R$ 3,000.00 adjusted annually on the anniversary of Closing Date based upon IPCA index (*Índice Nacional de Preços ao Consumidor Amplo*), plus any additional amounts that may be necessary to offset the effect of any withholding taxes.

Taxes: *Imposto de Renda* (IR) – 1,5%, *Contribuição Social sobre o Lucro Líquido* (CSLL) – 1,0%, *Contribuição para o Financiamento da Seguridade Social* (Cofins) – 3,0% and *Programa de Integração Social e Programa de Formação do Patrimônio do Servidor Público* (PIS / Pasep) – 0,65%.

1.a) Collateral Agent Fee Adjustment

$$Adjusted\ Collateral\ Agent\ Fee = Monthly\ Fee\ x\ IPCA\ Index$$

$$Adjusted\ Collateral\ Agent\ Fee = R\$\ 3{,}557.54^{*}\ x\ 103.59713\% = \boldsymbol{R\$\ 3{,}685.51}$$

1.b) Collateral Agent Fee including Taxes

$$Collateral\ Agent\ Fee = \frac{Fixed\ Fee\ (adjusted\ annually)}{(1 - taxes)}$$

$$Collateral\ Agent\ Fee = \frac{R\$\ 3{,}685.51}{(1 - 0{,}0615)} = \boldsymbol{R\$\ 3{,}927.02}$$

* Monthly Fee from 06/20/17 to 06/19/18.

Service Provider	Oliveira Trust Servicer S.A.
Description	Services related to management and accounting processes of Companhia Securitizadora
Expense	Companhia Securitizadora Controller Fee
Source	*Contrato para Administração Operacional, Contábil e Societária*
Total Amount Due	**R$ 37,605.62**

Supporting Calculations:

1) Companhia Securitizadora Controller Fee

Fixed rate annual fee of 0,02%, calculated over the Local Debenture Amount outstanding, due and paid monthly at the proportion of 1/12, with a minimum amount of R$ 30,000.00, adjusted based upon IGP-M index (*Índice Geral de Preços do Mercado*), plus any additional amounts that may be necessary to offset the effect of any withholding taxes.

Taxes: *Imposto de Renda* (IR) – 1,5%, *Contribuição Social sobre o Lucro Líquido* (CSLL) – 1,0%, *Contribuição para o Financiamento da Seguridade Social* (Cofins) – 3,0%, *Programa de Integração Social e Programa de Formação do Patrimônio do Servidor Público* (PIS / Pasep) – 0,65% and *Imposto sobre Serviços de Qualquer Natureza* (ISS) – 5,0%.

Section (D) – Transfer Amounts Details and Supporting Calculations (cont.)

(i) Excess Companhia Securitizadora Expenses Transfer Amount (cont.)

Service Provider	Fundo Único de Previdência Social do Estado do Rio de Janeiro
Description	Headquarter's office rental agreement
Expense	Rental Fee
Source	*Termo de Cessão de Uso de Imóvel*
Total Amount Due	**R$ 736.23**

Supporting Calculations:

1) Rental Fee

Fixed rate monthly fee of R$ 595.00, adjusted annually on the anniversary of the agreement initial date based upon INPC index (*Índice Nacional de Preços ao Consumidor*).

$$Adjusted\ Rental\ Fee = Monthly\ Fee\ x\ INPC\ Index$$

$$Adjusted\ Rental\ Fee = R\$\ 708.00^{*}\ x\ 103.9873\% = \boldsymbol{R\$\ 736.23}$$

* Monthly rental fee as of May/2017

Service Provider	Rio Petróleo SPE S/A Director's fee
Description	Director's remuneration
Expense	Director's Fee
Source	*Estatuto Social*
Total Amount Due	**R$ 15,925.00**

Supporting Calculations:

1) Director's Fee

Fixed rate monthly fee of R$ 6,500.00 for each Director plus INSS*.

Director		**Director**		**Total**
Fábio Rodrigo Amaral de Assunção		Flávio Câmara Carreiro		
Month	**Amount**	**Month**	**Amount**	
Feb 18	R$ 6,500.00	Feb 18	R$ 6,500.00	R$ 13,000.00
Feb 18 (INSS)	R$ 1,462.50	Feb 18 (INSS)	R$ 1,462.50	R$ 2,925.00
Total	**R$ 7,962.50**	**Total**	**R$ 7,962.50**	**R$ 15,925.00**

* Social Security Tax

Section (D) – Transfer Amounts Details and Supporting Calculations (cont.)

(i) Excess Companhia Securitizadora Expenses Transfer Amount (cont.)

Service Provider	Audipec – Auditoria e Perícia Contábil S/S
Description	Services related to auditing services for Rio Petroleo SPE S/A for the financial year of 2017.
Expense	Auditing Fee
Source	Invoices 08028 and 08104
Total Amount Due	**R$ 33,000.00**

Supporting Calculations:

1) Auditing Fee and Expenses

Invoice No. 08028 – R$ 16,500.00
Invoice No. 08104 – R$ 16,500.00

Service Provider	Martins Antunes & Vilela Advogados Associados
Description	Legal services related to the Extraordinary General Meeting in December 2017 and related to Financial Statements Auditing
Expense	Legal Fee
Source	Invoices No. 0101 and No. 10
Total Amount Due	**R$ 16,100.00**

Supporting Calculations:

1) Legal Fee

Invoice No. 0101 – R$ 8,500.00 (Legal Fee)
Invoice No. 10 – R$ 7,600.00 (Legal Fee)

Service Provider	Junta Comercial do Estado do Rio de Janeiro – JUCERJA
Description	Services related to the registration of December General Meeting Minutes.
Expense	Registration Fee
Source	Invoice No. 102571838
Total Amount Due	**R$ 591.00**

Supporting Calculations:

1) Registration Fee - Invoice No. 102571838 – R$ 570.00;
2) IRRF related to Registration Fee – R$ 21.00.

Section (D) – Transfer Amounts Details and Supporting Calculations (cont.)

(i) Excess Companhia Securitizadora Expenses Transfer Amount (cont.)

Description	Taxation on Companhia Securitizadora's Revenue
Expense	PIS/COFINS
Source	*Campos Mello Legal Opinion*
Total Amount Due	**R$ 6,030.94**

Supporting Calculations:

1) PIS/COFINS

$$PIS\ /\ COFINS = \left[\frac{Expenses}{(1 - 0{,}0465)}\right] - Expenses$$

$$PIS\ /\ COFINS = \left[\frac{R\$\ 123{,}666.68}{(1 - 0{,}0465)}\right] - R\$\ 123{,}666.68 = \boldsymbol{R\$\ 6{,}030.94}$$

Total Excess Companhia Securitizadora Expenses

$$R\$\ 10{,}068.23 + R\$\ 5{,}713.58 + 3{,}927.02 + R\$\ 37{,}605.62 + R\$\ 736.23 + R\$\ 15{,}925.00$$
$$+ R\$\ 33{,}000.00 + R\$\ 16{,}100.00 + R\$\ 591.00 + R\$\ 6{,}030.94 = \boldsymbol{R\$\ 129{,}692.62}$$

Section (D) – Transfer Amounts Details and Supporting Calculations (cont.)

(ii) Trigger Event Reserve Account Transfer Amount

$$Trigger\ Event\ Reserve\ Account\ Transfer\ Amount = [0.6\ x\ (a)]\ x\ \left\{\frac{(b)}{[(b)+(c)]}\right\}$$

$$Aggregate\ Trigger\ Event\ Reserve\ Participating\ Securities\ Balance = \sum(d)$$

$$Aggregate\ Special\ Interest\ Trigger\ Event\ Reserve\ Participating\ Securities\ Balance = \sum(e)$$

$$Senior\ Series\ Principal\ Balance = (f)$$

$$Class\ Principal\ Balance = (g) - (h) - (i)$$

(a) Remaining amounts in the Revenue Account after allocation of funds pursuant to priorities (a) through (i) of the Revenue Account Waterfall
(b) Aggregate Trigger Event Reserve Participating Securities Balance
(c) Aggregate Special Interest Trigger Event Reserve Participating Securities Balance
(d) Senior Series Principal Balance for each Series of Trigger Event Reserve Participating Securities
(e) Senior Series Principal Balance for each Series of Special Interest Trigger Event Reserve Participating Securities
(f) Class Principal Balance for each Class of Senior Securities
(g) Class Initial Principal Balance
(h) Any payments previously made for all and any portion of the principal
(i) Cancellation of all or any portion of the principal

<u>Supporting Calculations</u>:

1) Class Principal Balance (in US$)

Series of Securities	Class Initial Principal Balance	Previously Principal Payments	Principal Cancellation	Class Principal Balance
	(g)	(h)	(i)	(f) = (g) – (h) – (i)
Series 2014-1 Notes	2,000,000,000.00	606,403,534.97	0.00	1,393,596,465.03
Series 2014-2 Notes	737,100,737.10	271,257,064.81	294,840,294.84	171,003,377.45
Series 2014-3 Notes	1,100,000,000.00	252,344,954.73	0.00	847,655,045.27

2) Aggregate Special Interest Trigger Event Reserve Participant Securities Balance (c)

(X) Senior Series 2014-2 Special Interest Principal Balance = US$ 171,003,377.45

$$(c) = (X) = US\$\ 171{,}003{,}377.45$$

3) Aggregate Trigger Event Reserve Participant Securities Balance (b)

(Y) Senior Series 2014-1 Principal Balance = US$ 1,393,596,465.03
(Z) Senior Series 2014-3 Principal Balance = US$ 847,655,045.27

$$(b) = (Y) + (Z) = US\$\ 1{,}393{,}596{,}465.03 + US\$\ 847{,}655{,}045.27 = US\$\ 2{,}241{,}251{,}510.30$$

Section (D) – Transfer Amounts Details and Supporting Calculations (cont.)

(ii) Trigger Event Reserve Account Transfer Amount (cont.)

4) Remaining Amounts in the Revenue Account

Transaction Accounts Waterfall	Amount
Net Amount transferred to Collections Account	R$ 240,904,532.63
Taxation Expenses Transfer Amount	(R$ 531,811.93)
Excess Companhia Securitizadora Expenses Transfer Amount	(R$ 129,697.62)
Remaining Amounts	**R$ 240,243,023.08**

5) Trigger Event Reserve Account Transfer Amount (TERA)

$$TERA = [0.6\ x\ US\$\ 73{,}784{,}712.24]\ x \left\{ \frac{US\$\ 2{,}241{,}251{,}510.30}{[US\$\ 2{,}241{,}251{,}510.30 + US\$\ 171{,}003{,}377.45]} \right\}$$

$$TERA = [US\$\ 44{,}270{,}827.35]\ x\ 0.929110569 = \boldsymbol{US\$\ 41{,}132{,}493.57\ (R\$\ 133{,}927{,}399.06)}$$

Section (D) – Transfer Amounts Details and Supporting Calculations (cont.)

(iii) Special Interest Trigger Event Reserve Account Transfer Amount

$$Special\ Interest\ Trigger\ Event\ Reserve\ Account\ Transfer\ Amount = [0.6\ x\ (a)]\ x\ \left\{\frac{(b)}{[(c)+(b)]}\right\}$$

$$Aggregate\ Special\ Interest\ Trigger\ Event\ Reserve\ Participating\ Securities\ Balance = \sum(d)$$

$$Aggregate\ Trigger\ Event\ Reserve\ Participating\ Securities\ Balance = \sum(e)$$

$$Senior\ Series\ Principal\ Balance = (f)$$

$$Class\ Principal\ Balance = (g) - (h) - (i)$$

(a) Remaining amounts in the Revenue Account after allocation of funds pursuant to priorities (a) through (i) of the Revenue Account Waterfall
(b) Aggregate Special Interest Trigger Event Reserve Participating Securities Balance
(c) Aggregate Trigger Event Reserve Participating Securities Balance
(d) Senior Series Principal Balance for each Series of Trigger Event Reserve Participating Securities
(e) Senior Series Principal Balance for each Series of Special Interest Trigger Event Reserve Participating Securities
(f) Class Principal Balance for each Class of Senior Securities
(g) Class Initial Principal Balance
(h) Any payments previously made for all and any portion of the principal
(i) Cancellation of all or any portion of the principal

Supporting Calculations:

1) Class Principal Balance (in US$)

Series of Securities	Class Initial Principal Balance	Previously Principal Payments	Principal Cancellation	Class Principal Balance
	(g)	(h)	(i)	(f) = (g) – (h) – (i)
Series 2014-1 Notes	2,000,000,000.00	606,403,534.97	0.00	1,393,596,465.03
Series 2014-2 Notes	737,100,737.10	271,257,064.81	294,840,294.84	171,003,377.45
Series 2014-3 Notes	1,100,000,000.00	252,344,954.73	0.00	847,655,045.27

2) Aggregate Special Interest Trigger Event Reserve Participant Securities Balance (b)

(X) Senior Series 2014-2 Special Interest Principal Balance = US$ 171,003,377.45

$$(b) = (X) = US\$\ 171{,}003{,}377.45$$

3) Aggregate Trigger Event Reserve Participant Securities Balance (c)

(Y) Senior Series 2014-1 Principal Balance = US$ 1,393,596,465.03
(Z) Senior Series 2014-3 Principal Balance = US$ 847,655,045.27

$$(c) = (Y) + (Z) = US\$\ 1{,}393{,}596{,}465.03 + US\$\ 847{,}655{,}045.27 = US\$\ 2{,}241{,}251{,}510.30$$

Section (D) – Transfer Amounts Details and Supporting Calculations (cont.)

(iii) Special Interest Trigger Event Reserve Account Transfer Amount (cont.)

4) Remaining Amounts in the Revenue Account

Transaction Accounts Waterfall	Amount
Net Amount transferred to Collections Account	R$ 240,904,532.63
Taxation Expenses Transfer Amount	(R$ 531,811.93)
Excess Companhia Securitizadora Expenses Transfer Amount	(R$ 129,697.62)
Remaining Amounts	**R$ 240,243,023.08**

5) Special Interest Trigger Event Reserve Account Transfer Amount (SITERA)

$$SITERA = [0.6\ x\ US\$\ 73{,}784{,}712.24]\ x \left\{ \frac{US\$\ 171{,}003{,}377.45}{[US\$\ 2{,}241{,}251{,}510.30 + US\$\ 171{,}003{,}377.45]} \right\}$$

$$SITERA = [US\$\ 44{,}270{,}827.35]\ x\ 0.070889431 = \boldsymbol{US\$\ 3{,}138{,}333.78\ (R\$\ 10{,}218{,}414.79)}$$

Section (D) – Transfer Amounts Details and Supporting Calculations (cont.)

(iv) Taxation Expenses Transfer Amount

1) All funds transferred from Brazil to the Issuer abroad and/or from the Issuer abroad to Brazil are subject to IOF (*Imposto sobre Operações de Crédito, Câmbio e Seguros ou relativos a Títulos ou Valores Mobiliário*) at the rate of 0.38%;

2) All funds transferred from Brazil to the Issuer abroad are subject to IRRF (*Imposto de Renda Retido na Fonte*) at the rate of 15.00%, for the amounts other than related to a portion of Principal Payments that does not represent capital gain as a consequence of exchange rate movement, to fund the Debt Service Reserve Account, to fund the Liquidity Reserve Account and to fund the Trigger Event Reserve Account;

3) All funds drawn from the Debt Service Reserve Account, from the Liquidity Reserve Account and from the Trigger Event Reserve Account outside Brazil to be used for Interest Payment and for the portion of Principal Payment that represents capital gain as a consequence of exchange rate movement are subject to IRRF (*Imposto de Renda Retido na Fonte*) at the rate of 15,00%.

<u>Supporting Calculations</u>:

1) IOF

$$IOF = Amount\ Wired\ Offshore\ x\ 0.38\%$$

$$IOF = US\$\ 41{,}132{,}493.57\ x\ 0.38\% = \boldsymbol{US\$\ 156{,}303.48}\ (\boldsymbol{R\$\ 508{,}924.12})$$

2) IRRF

i. Companhia Securitizadora Expenses not transferred to the Issuer outside Brazil

$$IRRF = \left[\frac{(Expenses\ Amount)}{(1 - 0.15)}\right] - (Expenses\ Amount)$$

$$IRRF = \left[\frac{R\$\ 129{,}697.62}{(0.85)}\right] - R\$\ 129{,}697.62 = \boldsymbol{R\$\ 22{,}887.82}\ (\boldsymbol{US\$\ 7{,}029.43})$$

Total Taxation Expenses

$$US\$\ 156{,}303.48 + US\$\ 7{,}029.43\ = \boldsymbol{US\$\ 163{,}332.90}\ (\boldsymbol{R\$\ 531{,}811.93})$$

Section (E) – Transaction Accounts Balance

Collections Account		Amount
Date	Description	
02/16/18	Balance	R$ 0.00
02/22/18	Assigned Oil Revenues and Assigned Oil Revenue Rights	R$ 240,904,532.63
02/22/18	Taxation Expenses Transfer Amount	(R$ 531,811.93)
02/22/18	Excess Companhia Securitizadora Expenses Transfer Amount	(R$ 129,697.62)
02/22/18	To the Trigger Event Reserve Account	(R$ 133,927,399.06)
02/16/18	To the Special Interest Trigger Event Reserve Account	(R$ 10,218,414.79)
02/16/18	To the holder of the Sponsor Note and/or RJS	(R$ 96,097,209.23)
Final Balance as of the close of business of Feb 22, 2018		**R$ 0.00**

Series 2014-2 Special Series Account		Amount
Date	Description	
02/16/18	Balance	R$ 57,060,071.15
Final Balance as of the close of business of Feb 22, 2018		**R$ 57,060,071.15**

Series 2014-2 Special Debt Service Reserve Account		Amount
Date	Description	
02/16/18	Balance	R$ 57,060,071.15
Final Balance as of the close of business of Feb 22, 2018		**R$ 57,060,071.15**

Special Interest Liquidity Reserve Account		Amount
Date	Description	
02/16/18	Balance	R$ 0.00
Final Balance as of the close of business of Feb 22, 2018		**R$ 0.00**

Special Interest Trigger Event Reserve Account		Amount
Date	Description	
02/16/18	Balance	R$ 39,062,551.60
02/22/18	Special Interest Trigger Event Reserve Amount	R$ 10,218,414.79
Final Balance as of the close of business of Feb 22, 2018		**R$ 49,280,966.39**

Section (F) – Other Information

Events	Y / N
Has any Event of Default occurred or continued as of the close of business for the Indenture Trustee on the related Allocation Date?	No
Has any Trigger Event occurred or continued as of the close of business for the Indenture Trustee on the related Allocation Date?	Yes
Has any Bond Administrator Replacement Event occurred or continued as of the close of business for the Indenture Trustee on the related Allocation Date?	No
Has any Servicer Replacement Event occurred or continued as of the close of business for the Indenture Trustee on the related Allocation Date?	No
Has any Event of Default been declared as of the close of business for the Indenture Trustee on the related Allocation Date?	No
Has any Early Amortization Period been declared as of the close of business for the Indenture Trustee on the related Allocation Date?	No
Has there been the occurrence of conditions which give rise to any Sponsor Refund Obligations or any RJS Damages as of the close of business for the Indenture Trustee on the related Allocation Date?	No

Notes:

1) The following Trigger Event continued during such Reporting Period, according to item (b) and (c) of the "Trigger Event" definition, in the Appendix 1 of the Indenture:

"(b) with respect to the pending Scheduled Payment Date on or after the Data Acquisition Date and the related Quarterly Reporting Period, the Minimum Average Forward-Looking Debt Service Coverage Ratio project with respect to such Quarterly Reporting Period is less than the Minimum Average Forward-Looking Debt Service Coverage Ratio Trigger Threshold.

(c) notwhitstanding the foregoing, to the extent that a Trigger Event exists as of December 4, 2017, it shall continue to exist until, and including, April 30, 2018."

2) An Early Amortization Period with respect to each Series of Securities, including the payment obligations on each Early Amortization Payment Date and the other effects thereof, has been declared by the execution of the Second Waiver and Amendment Agreement on June 20, 2016, and shall remain in effect until rescinded by written notice from the Series Controlling Party of each Series 2014-1, Series 2014-2 and Series 2014-3 (the "Specified Early Amortization Period").

The declaration of the Early Amortization Period and the Specified Early Amortization Period have been partially rescinded by the execution of the Fifth Rescission and Amendment Agreement on December 04, 2017, with respect to each Series of Securities and the effects thereof: **(a)** solely as to the provisions of (i) clauses (d)(iv) and (d)(ix) of Section 4.6 of the Indenture and (ii) clauses (b)(iv) and (b)(ix) of Section 4.7 of the Indenture; **(b)** solely as to the provisions of (i) clause (d)(iv)(A) of Section 3.3 of each Series 2014-1 Indenture Supplement, as amended, and the Series 2014-3 Indenture Supplement, as amended, and (ii) clause (b)(iv)(A) of Section 3.3 of the Series 2014-2 Indenture Supplement, as amended; and **(c)** otherwise, solely with respect to the period commencing immediately at the commencement of the Effective Date and ending on April 30, 2018 (or such earlier date as may be indicated in writing from each such Series Controlling Party and the Sponsor).

Section (G) – Transfer Instructions

Transaction: Funds to the Trigger Event Reserve Account			Amount
Type	Account	Name	
Debt	11249600	Revenue Account	(US$ 41,132,493.57)
Credit	11250100	Trigger Event Reserve Account	US$ 41,132,493.57

Mar 12, 2018

TRANSFER REPORT

This Transfer Report has been prepared by Banco do Brasil S.A., for its role as Bond Administrator in connection with the issuance of (a) US$ 2,000,000,000 aggregate principal amount of 6.25% Series 2014-1 Notes due 2024 (the "Series 2014-1 Notes"); (b) R$ 2,400,000,000 aggregate principal amount of 16.25% Series 2014-2 Notes due 2022 (the "Series 2014-2 Notes") and (c) US$ 1,100,000,000 aggregate principal amount of 6.75% Series 2014-3 Notes due 2027 (the "Series 2014-3 Notes") by Rio Oil Finance Trust and in accordance with the terms set forth in the Indenture dated as of June 20, 2014, as amended by the Amended and Restated Indenture dated as of November 11, 2014 (the "Indenture"), in the Series 2014-1 Indenture Supplement and the Series 2014-2 Indenture Supplement, dated as of June 20, 2014, and in the Series 2014-3 Indenture Supplement dated as of November 21, 2014 (the "Indenture Supplements").

Some of the terms set forth in the Indenture and in the Indenture Supplements were amended by that certain Waiver and Amendment Agreement dated as of October 20, 2015 (the "First Waiver and Amendment Agreement"), by that certain Waiver and Amendment Agreement dated as of June 20, 2016 (the "Second Waiver and Amendment Agreement"), by that certain Waiver and Amendment Agreement dated as of October 11, 2016 (the "Third Waiver and Amendment Agreement"), by that certain Rescission and Amendment Agreement dated as of December 05, 2016 (the "Fourth Rescission and Amendment Agreement"), and by that certain Rescission and Amendment Agreement dated as of December 04, 2017 (the "Fifth Rescission and Amendment Agreement"), and are fully reflected in all calculations of this Transfer Report.

The duties and obligations of Banco do Brasil S.A. is determined solely by the express provisions of the Indenture and the other Transactions Documents which it is a part, such as the responsibility for making all the calculations and determinations including, but not limited to, Transfer Amounts. Banco do Brasil S.A. shall not be liable except for the performance of such duties and obligations.

Banco do Brasil S.A. may conclusively rely as to the truth of the statements and the correctness of the opinions expressed in any Transaction Document and upon any statements, certificates or opinions furnished in writing to Banco do Brasil S.A. pursuant to any of the Transaction Documents and conforming to the requirements of the Transaction Documents. Banco do Brasil S.A. may conclusively rely upon, and shall be protected in acting or refraining from acting upon, and shall not be bound to make any investigation into the facts or matters stated in a written resolution, certificate, statement, instrument, opinion, report, notice, request, consent, order, note, Officer's Certificate, guaranty or other paper or document reasonably believed by it to be genuine and to have been signed or presented by the proper Person(s).

This Transfer Report is addressed exclusively to Citibank N.A. (the Indenture Trustee) to be used as Transfer Instructions of the Revenue Account Waterfall in each Transfer Date.

For the effects of this Transfer Report, the Reais Allocation Date is Mar 08, 2018, the Reais Transfer Date is Mar 09, 2018, the Allocation Date is Mar 12, 2018 and the Transfer Date is Mar 13, 2018.

The exchange rate for dollar/reais conversion used in this Transfer Report is R$ 3.247.

Table of Contents

Section (A) – Collections Revenue and Expenses Breakdowns 4

Section (B) – Detailed Collections Account Waterfall..... 5

Section (C) – Detailed Revenue Account Waterfall..... 6

Section (D) – Transfer Amounts Details and Supporting Calculations 7

(i) Trigger Event Reserve Account Transfer Amount 7

(ii) Special Interest Trigger Event Reserve Account Transfer Amount..... 9

(iii) Taxation Expenses Transfer Amount 11

Section (E) – Transaction Accounts Balance..... 12

Section (F) – Other Information 13

Section (G) – Transfer Instructions..... 14

Defined Terms

"Allocation Date" shall mean, with respect to any Transfer Date, the Business Day which is immediately prior to such Transfer Date.

"Officer's Certificate" shall mean, in the case any of the Issuer and the Sponsor and the Indenture Trustee, a certificate signed by an Authorized Officer or the president or chairman (or other equivalent officer) of such Person or acting on behalf of such Person.

"Person" shall mean any individual, corporation, company, partnership, joint venture, trust, estate, unincorporated association, Governmental Authority or other entity of whatever nature.

"Reais Allocation Date" shall mean, with respect of any Reais Transfer Date, the Business Day which is immediately prior to such Reais Transfer Date.

"Reais Transfer Date" shall mean each Business Day of each calendar month following a Business Day when, as of the Balance Transfer Time for the Bond Administrator, there are available funds in the Collections Account for allocation in accordance with the Indenture.

"Transaction Documents" shall mean, collectively, the Indenture, the Series 2014-1 Notes, the Series 2014-2 Notes, the Series 2014-1 Indenture Supplement, the Series 2014-2 Indenture Supplement, the Bill of Sale, the Royalties Rights Agreement, the Servicing Agreement, the Pledge Agreement, the Trust Agreement, the Initial Oil Revenue and Rights Bill of Sale, the Banco do Brasil Oil Revenue and Rights Bill of Sale, the Caixa Oil Revenue and Rights Bill of Sale, the Instruments and any Indenture Supplements with respect to future Series of Instruments, and any purchase agreement related to the Instruments.

"Transfer Amount" shall mean, as of any Transfer Date, any of the Issuer Expenses Transfer Amount, the Taxation Expenses Transfer Amount, the Servicer Fee Transfer Amount, the Reserve LC Expenses Transfer Amount, any Debt Service Reserve Account Transfer Amount, any Series Senior Interest Transfer Amount for any Series of Securities, any Series Senior Scheduled Principal Transfer Amount for any Series of Securities, any Series Senior Excess Scheduled Principal Transfer Amount for any Series of Securities, any Series Senior Accelerated Principal Transfer Amount for any Series of Securities, any Series Senior Excess Accelerated Principal Transfer amount for any Series of Securities, any Series Subordinated Interest Transfer Amount for any Series of Securities, any Series Subordinated Scheduled Principal Transfer Amount for any Series of Securities, and/or any Series Subordinated Accelerated Principal Transfer Amount for any Series of Securities, each as of such Transfer Date.

"Transfer Date" shall mean each Business Day of each calendar month when there are available funds in the Revenue Account for distribution in accordance with the Revenue Account Waterfall.

"Transfer Instructions" shall have the meaning set forth in Section 4.10(b) of the Indenture, as follow *"On any Reais Transfer Date, prior to transferring any amounts, the Bond Administrator shall (i) first calculate the allocation of funds assuming that (A) the full amount of funds available for transfer on such Reais Transfer Date are allocated for transfer in accordance with the Collections Account Waterfall and (B) the full amount of funds available for transfer on such Transfer Date are allocated for transfer on such Transfer Date in accordance with the Revenue Account Waterfall and the Bond Administrator shall reduce such calculations to written transfer instructions for such Reais Transfer Date, the related Transfer Date or a related Payment Date.*"

Section (A) – Collections Revenue and Expense Breakdowns

The tables below show the total Collections and any other amounts received by the Servicer on such Reais Allocation Date, with respect to the Collateral of the transaction.

RJS Oil Revenues and RJS Oil Revenue Rights	Amount
Royalties – up to 5% (Law Nº 7,990 of December 28, 1989)	R$ 0.00
Royalties – more than 5% (Law Nº 9,478 of August 6, 1997)	R$ 0.00
Special Participations (Law Nº 9,478 of August 6, 1997)	R$ 201.077.526.51
FEP (Special Petroleum Fund) – Law Nº 7,990 and Law Nº 9,478	R$ 0.00
Total amount transfered to RJS Oil Revenues Dedicated Account	**R$ 201.077.526.51**

Statutory Oil Revenue Allocations by RJS	Amount
PASEP (Program for the Formation of Assets of Public Servants)	(R$ 2,010,775.26)
FECAM (State Fund for Environmental Conservation and Urban Development) [1]	R$ 0.00
Municipalities within RJS	R$ 0.00
Brazilian Federal Government (Assignment Agreement of October 29, 1999)	R$ 0.00
Conta B (State Decree Nº 43,783 of September 12, 2012)	R$ 0.00
Total RJS Oil Revenue Allocations	**(R$ 2,010,775.26)**

Assigned Oil Revenues and Assigned Oil Revenue Rights	Amount
RJS Oil Revenues and RJS Oil Revenue Rights	R$ 201.077.526.51
RJS Oil Revenue Allocations	(R$ 2,010,775.26)
Net amount transferred to Collections Account	**R$ 199,066,751.25**

1) According to the Amendment to the State of Rio de Janeiro Constitution Nº 70 of December 12, 2017 and the State Law Nº 178 of December 20, 2017 (the "FECAM Subordination Legislation"), amounts related to FECAM Allocation are not deducted from Royalties and Special Participations, but instead are allocated according to priority fifteenth of the Revenue Account Waterfall (Section 4.3.(o) of the Indenture).

Section (B) – Detailed Collections Account Waterfall

Collections Account Waterfall		Amount
Priority	**Description**	
First	Taxation Expenses Transfer Amount	(R$ 420,723.53)
Second	(i) Servicer Fee Transfer Amount	R$ 0.00
	(ii) Bond Administrator Fees Transfer Amount	R$ 0.00
	(iii) Brazilian Collateral Agent Fees Transfer Amount	R$ 0.00
	(iv) Excess Companhia Securitizadora Expenses Transfer Amount	R$ 0.00
Third	(i) to the Revenue Account	(R$ 110,716,719.46)
	(ii) (A) to the Series 2014-2 Special Series Account	R$ 0.00
	(ii) (B) to the Series 2014-2 Special Debt Service Reserve Account	R$ 0.00
	(ii) (C) to the Special Interest Liquidity Reserve Account	R$ 0.00
	(ii) (D) to the Special Interest Trigger Event Reserve Account	(R$ 8,470,897.17)
	(iii) to the holder of the Sponsor Note and/or RJS	R$ 0.00
Fourth	(i) (A), (B), (C) and (D)	R$ 0.00
	(ii) to the holder of the Sponsor Note and to RJS	(R$ 79,458,411.09)
Total Debt		**(R$ 199,066,751.25)**

Section (C) – Detailed Revenue Account Waterfall

Revenue Account Waterfall		Amount
Priority	**Description**	
First	Issuer Expenses Transfer Amount	US$ 0.00
Second	To the Series 2014-1 Senior Interest Subaccount	US$ 0.00
	To the Series 2014-2 Senior Interest Subaccount	US$ 0.00
	To the Series 2014-3 Senior Interest Subaccount	US$ 0.00
Third	To the Series 2014-1 Senior Scheduled Principal Subaccount	US$ 0.00
	To the Series 2014-2 Senior Scheduled Principal Subaccount	US$ 0.00
	To the Series 2014-3 Senior Scheduled Principal Subaccount	US$ 0.00
Fourth	To the Series 2014-1 Debt Service Reserve Account	US$ 0.00
	To the Series 2014-2 Debt Service Reserve Account	US$ 0.00
	To the Series 2014-3 Debt Service Reserve Account	US$ 0.00
Fifth	(i) To the Liquidity Reserve Account	US$ 0.00
	(ii) To the Special Interest Liquidity Reserve Account	US$ 0.00
Sixth	To the Series 2014-1 Senior Accelerated Principal Subaccount	US$ 0.00
	To the Series 2014-2 Senior Accelerated Principal Subaccount	US$ 0.00
	To the Series 2014-3 Senior Accelerated Principal Subaccount	US$ 0.00
Seventh	To the Series 2014-1 Senior Excess Interest Subaccount	US$ 0.00
	To the Series 2014-2 Senior Excess Interest Subaccount	US$ 0.00
	To the Series 2014-3 Senior Excess Interest Subaccount	US$ 0.00
Eighth	To the Series 2014-1 Senior Excess Scheduled Principal Subaccount	US$ 0.00
	To the Series 2014-2 Senior Excess Scheduled Principal Subaccount	US$ 0.00
	To the Series 2014-3 Senior Excess Scheduled Principal Subaccount	US$ 0.00
Ninth	To the Series 2014-1 Senior Excess Accelerated Principal Subaccount	US$ 0.00
	To the Series 2014-2 Senior Excess Accelerated Principal Subaccount	US$ 0.00
	To the Series 2014-3 Senior Excess Accelerated Principal Subaccount	US$ 0.00
Tenth	(i) to the Trigger Event Reserve Account	(US$ 34,098,158.13)
	(ii) to the Special Interest Trigger Event Reserve Account	(US$ 2,608,838.06)
Eleventh	Not applicable	US$ 0.00
Twelfth	Not applicable	US$ 0.00
Thirteenth	Not applicable	US$ 0.00
Fourteenth	To the Reserve LC Expenses Subaccount	US$ 0.00
Fifteenth	To the holder of the Sponsor Note and to RJS	(US$ 24,471,330.79)
Total Debt		**(US$ 61,178,326.98)**

Section (D) – Transfer Amounts Details and Supporting Calculations

(i) Trigger Event Reserve Account Transfer Amount

$$Trigger\ Event\ Reserve\ Account\ Transfer\ Amount = [0.6\ x\ (a)]\ x\ \left\{\frac{(b)}{[(b)+(c)]}\right\}$$

$$Aggregate\ Trigger\ Event\ Reserve\ Participating\ Securities\ Balance = \sum(d)$$

$$Aggregate\ Special\ Interest\ Trigger\ Event\ Reserve\ Participating\ Securities\ Balance = \sum(e)$$

$$Senior\ Series\ Principal\ Balance = (f)$$

$$Class\ Principal\ Balance = (g) - (h) - (i)$$

(a) Remaining amounts in the Revenue Account after allocation of funds pursuant to priorities (a) through (i) of the Revenue Account Waterfall
(b) Aggregate Trigger Event Reserve Participating Securities Balance
(c) Aggregate Special Interest Trigger Event Reserve Participating Securities Balance
(d) Senior Series Principal Balance for each Series of Trigger Event Reserve Participating Securities
(e) Senior Series Principal Balance for each Series of Special Interest Trigger Event Reserve Participating Securities
(f) Class Principal Balance for each Class of Senior Securities
(g) Class Initial Principal Balance
(h) Any payments previously made for all and any portion of the principal
(i) Cancellation of all or any portion of the principal

Supporting Calculations:

1) Class Principal Balance (in US$)

Series of Securities	Class Initial Principal Balance	Previously Principal Payments	Principal Cancellation	Class Principal Balance
	(g)	(h)	(i)	(f) = (g) – (h) – (i)
Series 2014-1 Notes	2,000,000,000.00	606,403,534.97	0.00	1,393,596,465.03
Series 2014-2 Notes	739,143,825.07	272,008,932.25	295,657,530.03	171,477,362.79
Series 2014-3 Notes	1,100,000,000.00	252,344,954.73	0.00	847,655,045.27

2) Aggregate Special Interest Trigger Event Reserve Participant Securities Balance (c)

(X) Senior Series 2014-2 Special Interest Principal Balance = US$ 171,477,362.79

$$(c) = (X) = US\$\ 171{,}477{,}362.79$$

3) Aggregate Trigger Event Reserve Participant Securities Balance (b)

(Y) Senior Series 2014-1 Principal Balance = US$ 1,393,596,465.03
(Z) Senior Series 2014-3 Principal Balance = US$ 847,655,045.27

$$(b) = (Y) + (Z) = US\$\ 1{,}393{,}596{,}465.03 + US\$\ 847{,}655{,}045.27 = US\$\ 2{,}241{,}251{,}510.30$$

Section (D) – Transfer Amounts Details and Supporting Calculations (cont.)

(i) Trigger Event Reserve Account Transfer Amount (cont.)

4) Remaining Amounts in the Revenue Account

Transaction Accounts Waterfall	Amount
Net Amount transferred to Collections Account	R$ 199,066,751.25
Taxation Expenses Transfer Amount	(R$ 420,723.53)
Remaining Amounts	**R$ 198,646,027.72**

5) Trigger Event Reserve Account Transfer Amount (TERA)

$$TERA = [0.6\ x\ US\$\ 61{,}178{,}326.98]\ x\ \left\{\frac{US\$\ 2{,}241{,}251{,}510.30}{[US\$\ 2{,}241{,}251{,}510.30 + US\$\ 171{,}477{,}362.79]}\right\}$$

$$TERA = [US\$\ 36{,}706{,}996.19]\ x\ 0.928928043 = \boldsymbol{US\$\ 34{,}098{,}158.13\ (R\$\ 110{,}716{,}719.46)}$$

Section (D) – Transfer Amounts Details and Supporting Calculations (cont.)

(ii) Special Interest Trigger Event Reserve Account Transfer Amount

$$Special\ Interest\ Trigger\ Event\ Reserve\ Account\ Transfer\ Amount = [0.6\ x\ (a)]\ x\ \left\{\frac{(b)}{[(c)+(b)]}\right\}$$

$$Aggregat\ \ Special\ Interest\ Trigger\ Event\ Reserve\ Participating\ Securities\ Balance = \sum(d)$$

$$Aggregate\ Trigger\ Event\ Reserve\ Participating\ Securities\ Balance = \sum(e)$$

$$Senior\ Series\ Principal\ Balance = (f)$$

$$Class\ Principal\ Balance = (g) - (h) - (i)$$

(a) Remaining amounts in the Revenue Account after allocation of funds pursuant to priorities (a) through (i) of the Revenue Account Waterfall
(b) Aggregate Special Interest Trigger Event Reserve Participating Securities Balance
(c) Aggregate Trigger Event Reserve Participating Securities Balance
(d) Senior Series Principal Balance for each Series of Trigger Event Reserve Participating Securities
(e) Senior Series Principal Balance for each Series of Special Interest Trigger Event Reserve Participating Securities
(f) Class Principal Balance for each Class of Senior Securities
(g) Class Initial Principal Balance
(h) Any payments previously made for all and any portion of the principal
(i) Cancellation of all or any portion of the principal

Supporting Calculations:

1) Class Principal Balance (in US$)

Series of Securities	Class Initial Principal Balance	Previously Principal Payments	Principal Cancellation	Class Principal Balance
	(g)	(h)	(i)	(f) = (g) – (h) – (i)
Series 2014-1 Notes	2,000,000,000.00	606,403,534.97	0.00	1,393,596,465.03
Series 2014-2 Notes	739,143,825.07	272,008,932.25	295,657,530.03	171,477,362.79
Series 2014-3 Notes	1,100,000,000.00	252,344,954.73	0.00	847,655,045.27

2) Aggregate Special Interest Trigger Event Reserve Participant Securities Balance (c)

(X) Senior Series 2014-2 Special Interest Principal Balance = US$ 171,477,362.79

$$(c) = (X) = US\$\ 171{,}477{,}362.79$$

3) Aggregate Trigger Event Reserve Participant Securities Balance (b)

(Y) Senior Series 2014-1 Principal Balance = US$ 1,393,596,465.03
(Z) Senior Series 2014-3 Principal Balance = US$ 847,655,045.27

$$(b) = (Y) + (Z) = US\$\ 1{,}393{,}596{,}465.03 + US\$\ 847{,}655{,}045.27 = US\$\ 2{,}241{,}251{,}510.30$$

Section (D) – Transfer Amounts Details and Supporting Calculations (cont.)

(ii) Special Interest Trigger Event Reserve Account Transfer Amount (cont.)

4) Remaining Amounts in the Revenue Account

Transaction Accounts Waterfall	Amount
Net Amount transferred to Collections Account	R$ 199,066,751.25
Taxation Expenses Transfer Amount	(R$ 420,723.53)
Remaining Amounts	**R$ 198,646,027.72**

5) Special Interest Trigger Event Reserve Account Transfer Amount (SITERA)

$$SITERA = [0.6\ x\ US\$\ 61{,}178{,}326.98]\ x \left\{ \frac{US\$\ 171{,}477{,}362.79}{[US\$\ 2{,}241{,}251{,}510.30 + US\$\ 171{,}477{,}362.79]} \right\}$$

$$SITERA = [US\$\ 36{,}706{,}996.19]\ x\ 0.071071957 = \boldsymbol{US\$\ 2{,}608.838.06}\ (\boldsymbol{R\$\ 8{,}470{,}897.17})$$

Section (D) – Transfer Amounts Details and Supporting Calculations (cont.)

(iii) Taxation Expenses Transfer Amount

1) All funds transferred from Brazil to the Issuer abroad and/or from the Issuer abroad to Brazil are subject to IOF (*Imposto sobre Operações de Crédito, Câmbio e Seguros ou relativos a Títulos ou Valores Mobiliário*) at the rate of 0.38%;

2) All funds transferred from Brazil to the Issuer abroad are subject to IRRF (*Imposto de Renda Retido na Fonte*) at the rate of 15.00%, for the amounts other than related to a portion of Principal Payments that does not represent capital gain as a consequence of exchange rate movement, to fund the Debt Service Reserve Account, to fund the Liquidity Reserve Account and to fund the Trigger Event Reserve Account;

3) All funds drawn from the Debt Service Reserve Account, from the Liquidity Reserve Account and from the Trigger Event Reserve Account outside Brazil to be used for Interest Payment and for the portion of Principal Payment that represents capital gain as a consequence of exchange rate movement are subject to IRRF (*Imposto de Renda Retido na Fonte*) at the rate of 15,00%.

<u>Supporting Calculations</u>:

1) IOF

$$IOF = Amount\ Wired\ Offshore\ x\ 0.38\%$$

$$IOF = US\$\ 34.098.158.13\ x\ 0.38\% = \boldsymbol{US\$\ 129,753.00\ (R\$\ 420,753.53)}$$

Total Taxation Expenses: $\boldsymbol{US\$\ 129,573.00\ (R\$\ 420,723.53)}$

Section (E) – Transaction Accounts Balance

Collections Account		Amount
Date	Description	
02/22/18	Balance	R$ 0.00
03/09/18	Assigned Oil Revenues and Assigned Oil Revenue Rights	R$ 199,066,751.25
03/09/18	Taxation Expenses Transfer Amount	(R$ 420,723.53)
03/09/18	To the Trigger Event Reserve Account	(R$ 110,716,719.46)
03/09/18	To the Special Interest Trigger Event Reserve Account	(R$ 8,470,897.17)
03/09/18	To the holder of the Sponsor Note and/or RJS	(R$ 79,458,411.09)
Final Balance as of the close of business of Mar 09, 2018		**R$ 0.00**

Series 2014-2 Special Series Account		Amount
Date	Description	
02/22/18	Balance	R$ 57,060,071.15
Final Balance as of the close of business of Mar 09, 2018		**R$ 57,060,071.15**

Series 2014-2 Special Debt Service Reserve Account		Amount
Date	Description	
02/22/18	Balance	R$ 57,060,071.15
Final Balance as of the close of business of Mar 09, 2018		**R$ 57,060,071.15**

Special Interest Liquidity Reserve Account		Amount
Date	Description	
02/22/18	Balance	R$ 0.00
Final Balance as of the close of business of Mar 09, 2018		**R$ 0.00**

Special Interest Trigger Event Reserve Account		Amount
Date	Description	
02/22/18	Balance	R$ 49,280,966.39
02/22/18	Special Interest Trigger Event Reserve Amount	R$ 8,470,897.17
Final Balance as of the close of business of Mar 09, 2018		**R$ 57,751,863.56**

Section (F) – Other Information

Events	Y / N
Has any Event of Default occurred or continued as of the close of business for the Indenture Trustee on the related Allocation Date?	No
Has any Trigger Event occurred or continued as of the close of business for the Indenture Trustee on the related Allocation Date?	Yes
Has any Bond Administrator Replacement Event occurred or continued as of the close of business for the Indenture Trustee on the related Allocation Date?	No
Has any Servicer Replacement Event occurred or continued as of the close of business for the Indenture Trustee on the related Allocation Date?	No
Has any Event of Default been declared as of the close of business for the Indenture Trustee on the related Allocation Date?	No
Has any Early Amortization Period been declared as of the close of business for the Indenture Trustee on the related Allocation Date?	No
Has there been the occurrence of conditions which give rise to any Sponsor Refund Obligations or any RJS Damages as of the close of business for the Indenture Trustee on the related Allocation Date?	No

Notes:

1) The following Trigger Event continued during such Reporting Period, according to item (b) and (c) of the "Trigger Event" definition, in the Appendix 1 of the Indenture:

"(b) with respect to the pending Scheduled Payment Date on or after the Data Acquisition Date and the related Quarterly Reporting Period, the Minimum Average Forward-Looking Debt Service Coverage Ratio project with respect to such Quarterly Reporting Period is less than the Minimum Average Forward-Looking Debt Service Coverage Ratio Trigger Threshold.

(c) notwhitstanding the foregoing, to the extent that a Trigger Event exists as of December 4, 2017, it shall continue to exist until, and including, April 30, 2018."

2) An Early Amortization Period with respect to each Series of Securities, including the payment obligations on each Early Amortization Payment Date and the other effects thereof, has been declared by the execution of the Second Waiver and Amendment Agreement on June 20, 2016, and shall remain in effect until rescinded by written notice from the Series Controlling Party of each Series 2014-1, Series 2014-2 and Series 2014-3 (the "Specified Early Amortization Period").

The declaration of the Early Amortization Period and the Specified Early Amortization Period have been partially rescinded by the execution of the Fifth Rescission and Amendment Agreement on December 04, 2017, with respect to each Series of Securities and the effects thereof: **(a)** solely as to the provisions of (i) clauses (d)(iv) and (d)(ix) of Section 4.6 of the Indenture and (ii) clauses (b)(iv) and (b)(ix) of Section 4.7 of the Indenture; **(b)** solely as to the provisions of (i) clause (d)(iv)(A) of Section 3.3 of each Series 2014-1 Indenture Supplement, as amended, and the Series 2014-3 Indenture Supplement, as amended, and (ii) clause (b)(iv)(A) of Section 3.3 of the Series 2014-2 Indenture Supplement, as amended; and **(c)** otherwise, solely with respect to the period commencing immediately at the commencement of the Effective Date and ending on April 30, 2018 (or such earlier date as may be indicated in writing from each such Series Controlling Party and the Sponsor).

Section (G) – Transfer Instructions

Transaction: Funds to the Trigger Event Reserve Account			Amount
Type	Account	Name	
Debt	11249600	Revenue Account	(US$ 34,098,158.13)
Credit	11250100	Trigger Event Reserve Account	US$ 34,098,158.13

Mar 21, 2018

TRANSFER REPORT

This Transfer Report has been prepared by Banco do Brasil S.A., for its role as Bond Administrator in connection with the issuance of (a) US$ 2,000,000,000 aggregate principal amount of 6.25% Series 2014-1 Notes due 2024 (the "Series 2014-1 Notes"); (b) R$ 2,400,000,000 aggregate principal amount of 16.25% Series 2014-2 Notes due 2022 (the "Series 2014-2 Notes") and (c) US$ 1,100,000,000 aggregate principal amount of 6.75% Series 2014-3 Notes due 2027 (the "Series 2014-3 Notes") by Rio Oil Finance Trust and in accordance with the terms set forth in the Indenture dated as of June 20, 2014, as amended by the Amended and Restated Indenture dated as of November 11, 2014 (the "Indenture"), in the Series 2014-1 Indenture Supplement and the Series 2014-2 Indenture Supplement, dated as of June 20, 2014, and in the Series 2014-3 Indenture Supplement dated as of November 21, 2014 (the "Indenture Supplements").

Some of the terms set forth in the Indenture and in the Indenture Supplements were amended by that certain Waiver and Amendment Agreement dated as of October 20, 2015 (the "First Waiver and Amendment Agreement"), by that certain Waiver and Amendment Agreement dated as of June 20, 2016 (the "Second Waiver and Amendment Agreement"), by that certain Waiver and Amendment Agreement dated as of October 11, 2016 (the "Third Waiver and Amendment Agreement"), by that certain Rescission and Amendment Agreement dated as of December 05, 2016 (the "Fourth Rescission and Amendment Agreement"), by that certain Rescission and Amendment Agreement dated as of December 04, 2017 (the "Fifth Rescission and Amendment Agreement") and by that certain Waiver, Rescission and Amendment Agreement dated as of March 07, 2018 (the "Sixth Waiver, Resscission and Amendment Agreement''), and are fully reflected in all calculations of this Transfer Report.

The duties and obligations of Banco do Brasil S.A. is determined solely by the express provisions of the Indenture and the other Transactions Documents which it is a part, such as the responsibility for making all the calculations and determinations including, but not limited to, Transfer Amounts. Banco do Brasil S.A. shall not be liable except for the performance of such duties and obligations.

Banco do Brasil S.A. may conclusively rely as to the truth of the statements and the correctness of the opinions expressed in any Transaction Document and upon any statements, certificates or opinions furnished in writing to Banco do Brasil S.A. pursuant to any of the Transaction Documents and conforming to the requirements of the Transaction Documents. Banco do Brasil S.A. may conclusively rely upon, and shall be protected in acting or refraining from acting upon, and shall not be bound to make any investigation into the facts or matters stated in a written resolution, certificate, statement, instrument, opinion, report, notice, request, consent, order, note, Officer's Certificate, guaranty or other paper or document reasonably believed by it to be genuine and to have been signed or presented by the proper Person(s).

This Transfer Report is addressed exclusively to Citibank N.A. (the Indenture Trustee) to be used as Transfer Instructions of the Revenue Account Waterfall in each Transfer Date.

For the effects of this Transfer Report, the Reais Allocation Date is Mar 19, 2018, the Reais Transfer Date is Mar 20, 2018, the Allocation Date is Mar 21, 2018 and the Transfer Date is Mar 22, 2018.

The exchange rate for dollar/reais conversion used in this Transfer Report is R$ 3.3080.

Table of Contents

Section (A) – Collections Revenue and Expenses Breakdowns 4

Section (B) – Detailed Collections Account Waterfall..... 5

Section (C) – Detailed Revenue Account Waterfall..... 6

Section (D) – Transfer Amounts Details and Supporting Calculations 7

(i) Excess Companhia Securitizadora Expenses Transfer Amount 7
(ii) Series 2014-1 Debt Service Reserve Account Transfer Amount 11
(iii) Series 2014-2 Debt Service Reserve Account Transfer Amount 13
(iv) Series 2014-3 Debt Service Reserve Account Transfer Amount 15
(v) Taxation Expenses Transfer Amount..... 18

Section (E) – Transaction Accounts Balance..... 19

Section (F) – Other Information 20

Section (G) – Transfer Instructions..... 21

Appendix 1 – Class Interest Amount for the Series 2014-1 Notes 22

Appendix 2 – Class Interest Amount for the Series 2014-2 Notes 28

Appendix 3 – Class Interest Amount for the Series 2014-3 Notes 34

Defined Terms

"Allocation Date" shall mean, with respect to any Transfer Date, the Business Day which is immediately prior to such Transfer Date.

"Officer's Certificate" shall mean, in the case any of the Issuer and the Sponsor and the Indenture Trustee, a certificate signed by an Authorized Officer or the president or chairman (or other equivalent officer) of such Person or acting on behalf of such Person.

"Person" shall mean any individual, corporation, company, partnership, joint venture, trust, estate, unincorporated association, Governmental Authority or other entity of whatever nature.

"Reais Allocation Date" shall mean, with respect of any Reais Transfer Date, the Business Day which is immediately prior to such Reais Transfer Date.

"Reais Transfer Date" shall mean each Business Day of each calendar month following a Business Day when, as of the Balance Transfer Time for the Bond Administrator, there are available funds in the Collections Account for allocation in accordance with the Indenture.

"Transaction Documents" shall mean, collectively, the Indenture, the Series 2014-1 Notes, the Series 2014-2 Notes, the Series 2014-1 Indenture Supplement, the Series 2014-2 Indenture Supplement, the Bill of Sale, the Royalties Rights Agreement, the Servicing Agreement, the Pledge Agreement, the Trust Agreement, the Initial Oil Revenue and Rights Bill of Sale, the Banco do Brasil Oil Revenue and Rights Bill of Sale, the Caixa Oil Revenue and Rights Bill of Sale, the Instruments and any Indenture Supplements with respect to future Series of Instruments, and any purchase agreement related to the Instruments.

"Transfer Amount" shall mean, as of any Transfer Date, any of the Issuer Expenses Transfer Amount, the Taxation Expenses Transfer Amount, the Servicer Fee Transfer Amount, the Reserve LC Expenses Transfer Amount, any Debt Service Reserve Account Transfer Amount, any Series Senior Interest Transfer Amount for any Series of Securities, any Series Senior Scheduled Principal Transfer Amount for any Series of Securities, any Series Senior Excess Scheduled Principal Transfer Amount for any Series of Securities, any Series Senior Accelerated Principal Transfer Amount for any Series of Securities, any Series Senior Excess Accelerated Principal Transfer amount for any Series of Securities, any Series Subordinated Interest Transfer Amount for any Series of Securities, any Series Subordinated Scheduled Principal Transfer Amount for any Series of Securities, and/or any Series Subordinated Accelerated Principal Transfer Amount for any Series of Securities, each as of such Transfer Date.

"Transfer Date" shall mean each Business Day of each calendar month when there are available funds in the Revenue Account for distribution in accordance with the Revenue Account Waterfall.

"Transfer Instructions" shall have the meaning set forth in Section 4.10(b) of the Indenture, as follow *"On any Reais Transfer Date, prior to transferring any amounts, the Bond Administrator shall (i) first calculate the allocation of funds assuming that (A) the full amount of funds available for transfer on such Reais Transfer Date are allocated for transfer in accordance with the Collections Account Waterfall and (B) the full amount of funds available for transfer on such Transfer Date are allocated for transfer on such Transfer Date in accordance with the Revenue Account Waterfall and the Bond Administrator shall reduce such calculations to written transfer instructions for such Reais Transfer Date, the related Transfer Date or a related Payment Date."*

Section (A) – Collections Revenue and Expense Breakdowns

The tables below show the total Collections and any other amounts received by the Servicer on such Reais Allocation Date, with respect to the Collateral of the transaction.

RJS Oil Revenues and RJS Oil Revenue Rights	Amount
Royalties – up to 5% (Law Nº 7,990 of December 28, 1989)	R$ 176,657,908.52
Royalties – more than 5% (Law Nº 9,478 of August 6, 1997)	R$ 129,646,858.01
Special Participations (Law Nº 9,478 of August 6, 1997)	R$ 0.00
FEP (Special Petroleum Fund) – Law Nº 7,990 and Law Nº 9,478	R$ 0.00
Total amount transfered to RJS Oil Revenues Dedicated Account	**R$ 306,304,766.53**

Statutory Oil Revenue Allocations by RJS	Amount
PASEP (Program for the Formation of Assets of Public Servants)	(R$ 3,063,047.66)
FECAM (State Fund for Environmental Conservation and Urban Development) [1]	R$ 0.00
Municipalities within RJS	(R$ 43,722,832.36)
Brazilian Federal Government (Assignment Agreement of October 29, 1999)	R$ 0.00
Conta B (State Decree Nº 43,783 of September 12, 2012)	R$ 0.00
Total RJS Oil Revenue Allocations	**(R$ 46,785,880.02)**

Assigned Oil Revenues and Assigned Oil Revenue Rights	Amount
RJS Oil Revenues and RJS Oil Revenue Rights	R$ 306,304,766.53
RJS Oil Revenue Allocations	(R$ 46,785,880.02)
Net amount transferred to Collections Account	**R$ 259,518,886.51**

1) According to the Amendment to the State of Rio de Janeiro Constitution Nº 70 of December 12, 2017 and the State Law Nº 178 of December 20, 2017 (the "FECAM Subordination Legislation"), amounts related to FECAM Allocation are not deducted from Royalties and Special Participations, but instead are allocated according to priority fifteenth of the Revenue Account Waterfall (Section 4.3.(o) of the Indenture).

Section (B) – Detailed Collections Account Waterfall

Collections Account Waterfall		Amount
Priority	**Description**	
First	Taxation Expenses Transfer Amount	(R$ 866,400.13)
Second	(i) Servicer Fee Transfer Amount	R$ 0.00
	(ii) Bond Administrator Fees Transfer Amount	R$ 0.00
	(iii) Brazilian Collateral Agent Fees Transfer Amount	R$ 0.00
	(iv) Excess Companhia Securitizadora Expenses Transfer Amount	(R$ 101,906.69)
Third	(i) to the Revenue Account	(R$ 223,267,526.22)
	(ii) (A) to the Series 2014-2 Special Series Account	R$ 0.00
	(ii) (B) to the Series 2014-2 Special Debt Service Reserve Account	(R$ 35,283,053.47)
	(ii) (C) to the Special Interest Liquidity Reserve Account	R$ 0.00
	(ii) (D) to the Special Interest Trigger Event Reserve Account	R$ 0.00
	(iii) to the holder of the Sponsor Note and/or RJS	R$ 0.00
Fourth	(i) (A), (B), (C) and (D)	R$ 0.00
	(ii) to the holder of the Sponsor Note and to RJS	R$ 0.00
Total Debt		**(R$ 259,518,886.51)**

Section (C) – Detailed Revenue Account Waterfall

Revenue Account Waterfall		Amount
Priority	**Description**	
First	Issuer Expenses Transfer Amount	US$ 0.00
Second	To the Series 2014-1 Senior Interest Subaccount	US$ 0.00
	To the Series 2014-2 Senior Interest Subaccount	US$ 0.00
	To the Series 2014-3 Senior Interest Subaccount	US$ 0.00
Third	To the Series 2014-1 Senior Scheduled Principal Subaccount	US$ 0.00
	To the Series 2014-2 Senior Scheduled Principal Subaccount	US$ 0.00
	To the Series 2014-3 Senior Scheduled Principal Subaccount	US$ 0.00
Fourth	To the Series 2014-1 Debt Service Reserve Account	(US$ 46,062,040.98)
	To the Series 2014-2 Debt Service Reserve Account	(US$ 10,665,977.47)
	To the Series 2014-3 Debt Service Reserve Account	(US$ 21,431,165.25)
Fifth	(i) To the Liquidity Reserve Account	US$ 0.00
	(ii) To the Special Interest Liquidity Reserve Account	US$ 0.00
Sixth	To the Series 2014-1 Senior Accelerated Principal Subaccount	US$ 0.00
	To the Series 2014-2 Senior Accelerated Principal Subaccount	US$ 0.00
	To the Series 2014-3 Senior Accelerated Principal Subaccount	US$ 0.00
Seventh	To the Series 2014-1 Senior Excess Interest Subaccount	US$ 0.00
	To the Series 2014-2 Senior Excess Interest Subaccount	US$ 0.00
	To the Series 2014-3 Senior Excess Interest Subaccount	US$ 0.00
Eighth	To the Series 2014-1 Senior Excess Scheduled Principal Subaccount	US$ 0.00
	To the Series 2014-2 Senior Excess Scheduled Principal Subaccount	US$ 0.00
	To the Series 2014-3 Senior Excess Scheduled Principal Subaccount	US$ 0.00
Ninth	To the Series 2014-1 Senior Excess Accelerated Principal Subaccount	US$ 0.00
	To the Series 2014-2 Senior Excess Accelerated Principal Subaccount	US$ 0.00
	To the Series 2014-3 Senior Excess Accelerated Principal Subaccount	US$ 0.00
Tenth	(i) to the Trigger Event Reserve Account	US$ 0.00
	(ii) to the Special Interest Trigger Event Reserve Account	US$ 0.00
Eleventh	Not applicable	US$ 0.00
Twelfth	Not applicable	US$ 0.00
Thirteenth	Not applicable	US$ 0.00
Fourteenth	To the Reserve LC Expenses Subaccount	US$ 0.00
Fifteenth	To the holder of the Sponsor Note and to RJS	US$ 0.00
Total Debt		**(US$ 78,159,183.70)**

Section (D) – Transfer Amounts Details and Supporting Calculations

(i) Excess Companhia Securitizadora Expenses Transfer Amount

Service Provider	Cetip S.A. – Mercados Organizados
Description	Services related to registration, central securities depository (CSD), trading and settlement of local debentures issued by Companhia Securitizadora
Expense	Custody Fee
Source	www.cetip.com.br – *Comunicados e Documentos – Tabela de Preços*
Total Amount Due	**R$ 10,177.11**

Supporting Calculations:

1) Custody Fee

$$Custody = (Local\ Debenture\ Amount\ x\ Applicable\ Rate) + \ Additional\ Amount$$

$$Custody = (R\$\ 568{,}553{,}631.28\ x\ 0{,}001790\%) + R\$\ 0.00 = \boldsymbol{R\$\ 10{,}177.11}$$

Service Provider	Banco do Brasil S.A.
Description	Services related to receiving payments from the Companhia Securitizadora and then distributing to the holders of local debentures
Expense	Paying Agent Fee
Source	*Contrato de Banco Mandatário*
Total Amount Due	**R$ 5,713.58**

Supporting Calculations:

1) Paying Agent Fee

Fixed monthly fee of R$ 4,900.00, adjusted annually on the anniversary of Closing Date based upon IGP-DI index (*Índice Geral de Preços – Disponibilidade Interna*).

$$Adjusted\ Paying\ Agent\ Fee = Monthly\ Fee\ x\ IGP - DI\ Index$$

$$Adjusted\ Paying\ Agent\ Fee = R\$\ 5{,}136.40^{*}\ x\ 111.2370\% = \boldsymbol{R\$\ 5{,}713.58}$$

* Adjusted Paying Agent Fee as of June/2016

Service Provider	Banco do Brasil S.A.
Description	Services related to holding the collateral on behalf of the holders of local debentures issued by Companhia Securitizadora
Expense	Local Debentures Collateral Agent Fee
Source	*Contrato de Administração de Contas*
Total Amount Due	**R$ 3,927.02**

Section (D) – Transfer Amounts Details and Supporting Calculations (cont.)

(i) Excess Companhia Securitizadora Expenses Transfer Amount (cont.)

Supporting Calculations:

1) Collateral Agent Fee

Fixed monthly fee of R$ 3,000.00 adjusted annually on the anniversary of Closing Date based upon IPCA index (*Índice Nacional de Preços ao Consumidor Amplo*), plus any additional amounts that may be necessary to offset the effect of any withholding taxes.

Taxes: *Imposto de Renda* (IR) – 1,5%, *Contribuição Social sobre o Lucro Líquido* (CSLL) – 1,0%, *Contribuição para o Financiamento da Seguridade Social* (Cofins) – 3,0% and *Programa de Integração Social e Programa de Formação do Patrimônio do Servidor Público* (PIS / Pasep) – 0,65%.

1.a) Collateral Agent Fee Adjustment

$$Adjusted\ Collateral\ Agent\ Fee = Monthly\ Fee\ x\ IPCA\ Index$$

$$Adjusted\ Collateral\ Agent\ Fee = R\$\ 3{,}557.54^{*}\ x\ 103.59713\% = \boldsymbol{R\$\ 3{,}685.51}$$

1.b) Collateral Agent Fee including Taxes

$$Collateral\ Agent\ Fee = \frac{Fixed\ Fee\ (adjusted\ annually)}{(1 - taxes)}$$

$$Collateral\ Agent\ Fee = \frac{R\$\ 3{,}685.51}{(1 - 0{,}0615)} = \boldsymbol{R\$\ 3{,}927.02}$$

* Monthly Fee from 06/20/17 to 06/19/18.

Service Provider	Oliveira Trust Servicer S.A.
Description	Services related to management and accounting processes of Companhia Securitizadora
Expense	Companhia Securitizadora Controller Fee
Source	*Contrato para Administração Operacional, Contábil e Societária*
Total Amount Due	**R$ 37,605.62**

Supporting Calculations:

1) Companhia Securitizadora Controller Fee

Fixed rate annual fee of 0,02%, calculated over the Local Debenture Amount outstanding, due and paid monthly at the proportion of 1/12, with a minimum amount of R$ 30,000.00, adjusted based upon IGP-M index (*Índice Geral de Preços do Mercado*), plus any additional amounts that may be necessary to offset the effect of any withholding taxes.

Taxes: *Imposto de Renda* (IR) – 1,5%, *Contribuição Social sobre o Lucro Líquido* (CSLL) – 1,0%, *Contribuição para o Financiamento da Seguridade Social* (Cofins) – 3,0%, *Programa de Integração Social e Programa de Formação do Patrimônio do Servidor Público* (PIS / Pasep) – 0,65% and *Imposto sobre Serviços de Qualquer Natureza* (ISS) – 5,0%.

Section (D) – Transfer Amounts Details and Supporting Calculations (cont.)

(i) Excess Companhia Securitizadora Expenses Transfer Amount (cont.)

Service Provider	Fundo Único de Previdência Social do Estado do Rio de Janeiro
Description	Headquarter's office rental agreement
Expense	Rental Fee
Source	*Termo de Cessão de Uso de Imóvel*
Total Amount Due	**R$ 736.23**

Supporting Calculations:

1) Rental Fee

Fixed rate monthly fee of R$ 595.00, adjusted annually on the anniversary of the agreement initial date based upon INPC index (*Índice Nacional de Preços ao Consumidor*).

$$Adjusted\ Rental\ Fee = Monthly\ Fee\ x\ INPC\ Index$$

$$Adjusted\ Rental\ Fee = R\$\ 708.00^{*}\ x\ 103.9873\% = \boldsymbol{R\$\ 736.23}$$

* Monthly rental fee as of May/2017

Service Provider	Rio Petróleo SPE S/A Director's fee
Description	Director's remuneration
Expense	Director's Fee
Source	*Estatuto Social*
Total Amount Due	**R$ 15,925.00**

Supporting Calculations:

1) Director's Fee

Fixed rate monthly fee of R$ 6,500.00 for each Director plus INSS*.

Director		**Director**		**Total**
Fábio Rodrigo Amaral de Assunção		Flávio Câmara Carreiro		
Month	**Amount**	**Month**	**Amount**	
March 18	R$ 6,500.00	March 18	R$ 6,500.00	R$ 13,000.00
March 18 (INSS)	R$ 1,462.50	March 18 (INSS)	R$ 1,462.50	R$ 2,925.00
Total	**R$ 7,962.50**	**Total**	**R$ 7,962.50**	**R$ 15,925.00**

* Social Security Tax

Section (D) – Transfer Amounts Details and Supporting Calculations (cont.)

(i) Excess Companhia Securitizadora Expenses Transfer Amount (cont.)

Service Provider	Martins Antunes & Vilela Advogados Associados
Description	Legal services related to the execution of the contract with the new controller for Rio Petroleo transaction and related to Financial Statements Auditing
Expense	Legal Fee
Source	Invoices No. 021 and 028
Total Amount Due	**R$ 13,890.00**

Supporting Calculations:

1) Legal Fee

Invoice No. 021 – R$ 8,590.00 (Legal Fee)
Invoice No. 028 – R$ 5,300.00 (Legal Fee)

Service Provider	BDO RCS Controladoria e Contabilidade Ltda.
Description	Services related to the IT integration for allowing the substitution of Oliveira Trust as the controller services provider for Rio Petroleo.
Expense	Integration Fee
Source	Invoice No. 132/1
Total Amount Due	**R$ 9,193.47**

Description	Taxation on Companhia Securitizadora's Revenue
Expense	PIS/COFINS
Source	*Campos Mello Legal Opinion*
Total Amount Due	**R$ 4,738.66**

Supporting Calculations:

1) PIS/COFINS

$$PIS\ /\ COFINS = \left[\frac{Expenses}{(1 - 0{,}0465)}\right] - Expenses$$

$$PIS\ /\ COFINS = \left[\frac{R\$\ 97{,}168.03}{(1 - 0{,}0465)}\right] - R\$\ 97{,}168.03 = \boldsymbol{R\$\ 4{,}738.66}$$

Total Excess Companhia Securitizadora Expenses

$$R\$\ 10{,}177.11 + R\$\ 5{,}713.58 + R\$\ 3{,}927.02 + R\$\ 37{,}605.62 + R\$\ 736.23 + R\$\ 15{,}925.00$$
$$+ R\$\ 13{,}890.00 + R\$\ 9{,}193.47 + R\$\ 4{,}738.66 = \boldsymbol{R\$\ 101{,}906.69}$$

Section (D) – Transfer Amounts Details and Supporting Calculations (cont.)

(ii) Series 2014-1 Debt Service Reserve Account Transfer Amount

$$Series\ 2014-1\ Debt\ Service\ Reserve\ Account\ Transfer\ Amount = (b) - (c)$$

$$Series\ 2014-1\ Debt\ Service\ Reserve\ Account\ Required\ Amount = (d) + (e)$$

$$Series\ 2014-1\ Baseline\ Debt\ Service\ Reserve\ Account\ Required\ Amount = (f) + (g)$$

$$Series\ 2014-1\ Additional\ Debt\ Service\ Reserve\ Account\ Required\ Amount = [0.5\ x\ (d)] - [(h)\ x\ (i)]$$

$$Series\ 2014-1\ Liquidity\ Reserve\ Account\ Participation\ Fraction = \frac{(j)}{(k)}$$

(a) Series 2014-1 Debt Service Reserve Account Transfer Amount
(b) Series 2014-1 Debt Service Reserve Account Required Amount
(c) Series 2014-1 Debt Service Reserve Account Balance = US$ 74,347,916.03
(d) Series 2014-1 Baseline Debt Service Reserve Account Required Amount
(e) Series 2014-1 Additional Debt Service Reserve Account Required Amount
(f) Class Interest Amount for the Series 2014-1 Notes for the next two Scheduled Payment Dates
(g) Scheduled Principal Amounts for the Series 2014-1 Notes for the next two Scheduled Payment Dates
(h) Series 2014-1 Liquidity Reserve Account Participating Fraction
(i) Liquidity Reserve Account Balance = US$ 0.00
(j) Series 2014-1 Class Principal Balance = US$ 1,393,596,465.03
(k) Sum of Class Principal Balance of all Liquidity Reserve Participating Securities

Supporting Calculations:

1) Class Interest Amount for the Series 2014-1 Notes

Please, see Appendix 1

2) Series 2014-1 Baseline Debt Service Reserve Account Required Amount

Series 2014-1 Debt Service	Amount
April 06, 2018 Class Interest Amount	US$ 32,226,918.30
April 06, 2018 Scheduled Principal Amount	US$ 30,968,810.33
July 06, 2018 Class Interest Amount	US$ 31,510,764.00
July 06, 2018 Scheduled Principal Amount	US$ 30,968,810.33
Total	**US$ 125,675,302.96**

The Series 2014-1 Baseline Debt Service Reserve Account needs to be funded considering the Income Tax of 15% that would be retained in Brazil in the case of using the amount deposited into this account to pay interest and/or principal, calculated as per below:

$$Required\ Amount = \frac{US\$\ 125{,}675{,}302.96}{(1 - 0{,}15)} = \boldsymbol{US\$\ 147{,}853{,}297.60}$$

Section (D) – Transfer Amounts Details and Supporting Calculations (cont.)

(ii) Series 2014-1 Debt Service Reserve Account Transfer Amount (cont.)

3) Series 2014-1 Liquidity Reserve Account Participation Fraction

Liquidity Reserve Account Participation Securities	Class Principal Balance
Series 2014-1 Notes	US$ 1,393,596,465.03
Series 2014-3 Notes	US$ 847,655,045.27
Total	**US$ 2,241,251,510.30**

$$Series\ 2014-1\ Liquidity\ Reserve\ Account\ Participation\ Fraction = \frac{US\$\ 1{,}393{,}596{,}465.03}{US\$\ 2{,}241{,}251{,}510.30} = 0.621793877$$

4) Series 2014-1 Additional Debt Service Reserve Account Required Amount

$$Series\ 2014-1\ Additional\ Debt\ Service\ Reserve\ Account\ Required\ Amount = [0.5\ x\ US\$\ 147{,}853{,}297.60] - [0.621793877\ x\ US\$\ 0.00]$$

$$Series\ 2014-1\ Additional\ Debt\ Service\ Reserve\ Account\ Required\ Amount = US\$\ 73{,}926{,}648.80 - US\$\ 0.00$$

$$Series\ 2014-1\ Additional\ Debt\ Service\ Reserve\ Account\ Required\ Amount = \boldsymbol{US\$\ 73{,}926{,}648.80}$$

5) Series 2014-1 Debt Service Reserve Account Required Amount

$$Series\ 2014-1\ Debt\ Service\ Reserve\ Account\ Required\ Amount = US\$\ 147{,}853{,}297.60 + US\$\ 73{,}926{,}648.80$$

$$Series\ 2014-1\ Debt\ Service\ Reserve\ Account\ Required\ Amount = \boldsymbol{US\$\ 221{,}779{,}946.40}$$

6) Series 2014-1 Debt Service Reserve Account Transfer Amount *(not pro rata)*

$$Series\ 2014-1\ Debt\ Service\ Reserve\ Account\ Transfer\ Amount = US\$\ 221{,}779{,}946.40 - US\$\ 74{,}347{,}916.03$$

$$Series\ 2014-1\ Debt\ Service\ Reserve\ Account\ Transfer\ Amount = \boldsymbol{US\$\ 147{,}432{,}030.37}$$

Pro rata calculation:

$$\frac{(a)}{[(a) + All\ Other\ Series\ Debt\ Service\ Reserve\ Account\ Required\ Amount]} = \frac{US\$\ 147{,}432{,}030.07}{US\$\ 250{,}166{,}230.13} = 58.933625972\%$$

Section (D) – Transfer Amounts Details and Supporting Calculations (cont.)

(iii) Series 2014-2 Debt Service Reserve Account Transfer Amount

$$Series\ 2014-2\ Debt\ Service\ Reserve\ Account\ Transfer\ Amount = (b) - (c)$$

$$Series\ 2014-2\ Debt\ Service\ Reserve\ Account\ Required\ Amount = (d) + (e)$$

$$Series\ 2014-2\ Baseline\ Debt\ Service\ Reserve\ Account\ Required\ Amount = (f) + (g)$$

$$Series\ 2014-2\ Additional\ Debt\ Service\ Reserve\ Account\ Required\ Amount = [0.5\ x\ (d)] - [(h)\ x\ (i)]$$

$$Series\ 2014-2\ Liquidity\ Reserve\ Account\ Participation\ Fraction = \frac{(j)}{(k)}$$

(a) Series 2014-2 Debt Service Reserve Account Transfer Amount
(b) Series 2014-2 Debt Service Reserve Account Required Amount
(c) Series 2014-2 Debt Service Reserve Account Balance = R$ 57,266,562.84
(d) Series 2014-2 Baseline Debt Service Reserve Account Required Amount
(e) Series 2014-2 Additional Debt Service Reserve Account Required Amount
(f) Class Interest Amount for the Series 2014-2 Notes for the next two Scheduled Payment Dates
(g) Scheduled Principal Amounts for the Series 2014-2 Notes for the next two Scheduled Payment Dates
(h) Series 2014-2 Special Interest Liquidity Reserve Account Participating Fraction
(i) Special Interest Liquidity Reserve Account Balance = R$ 0.00
(j) Series 2014-2 Class Principal Balance = R$ 556,786,996.98
(k) Sum of Class Principal Balance of all Special Interest Liquidity Reserve Participating Securities

Supporting Calculations:

1) Class Interest Amount for the Series 2014-2 Notes

Please, see Appendix 2

2) Series 2014-2 Baseline Debt Service Reserve Account Required Amount

Series 2014-2 Debt Service	Amount
April 06, 2018 Class Interest Amount	R$ 24,314,367.68
April 06, 2018 Scheduled Principal Amount	R$ 32,745,703.47
July 06, 2018 Class Interest Amount	R$ 23,659,554.71
July 06, 2018 Scheduled Principal Amount	R$ 32,745,703.47
Total	**R$ 113,465,329.33**

$$Required\ Amount = \boldsymbol{R\$\ 113,465,329.33}$$

Section (D) – Transfer Amounts Details and Supporting Calculations (cont.)

(iii) Series 2014-2 Debt Service Reserve Account Transfer Amount (cont.)

3) Series 2014-2 Special Interest Liquidity Reserve Account Participation Fraction

Special Interest Liquidity Reserve Account Participation Securities	Class Principal Balance
Series 2014-2 Notes	R$ 556,786,996.98
Total	**R$ 556,786,996.98**

$$Series\ 2014-2\ Special\ Interest\ Liquidity\ Reserve\ Account\ Participation\ Fraction = \frac{R\$\ 556{,}786{,}996.98}{R\$\ 556{,}786{,}996.98} = 1.00$$

4) Series 2014-2 Additional Debt Service Reserve Account Required Amount

$$Series\ 2014-2\ Additional\ Debt\ Service\ Reserve\ Account\ Required\ Amount = [0.5\ x\ R\$\ 113{,}465{,}329.33] - [1.00\ x\ R\$\ 0.00]$$

$$Series\ 2014-2\ Additional\ Debt\ Service\ Reserve\ Account\ Required\ Amount = R\$\ 56{,}732{,}664.67 - R\$\ 0.00$$

$$Series\ 2014-2\ Additional\ Debt\ Service\ Reserve\ Account\ Required\ Amount = \boldsymbol{R\$\ 56{,}732{,}664.67}$$

5) Series 2014-2 Debt Service Reserve Account Required Amount

$$Series\ 2014-2\ Debt\ Service\ Reserve\ Account\ Required\ Amount = R\$\ 113{,}465{,}329.33 + R\$\ 56{,}732{,}664.67$$

$$Series\ 2014-2\ Debt\ Service\ Reserve\ Account\ Required\ Amount = \boldsymbol{R\$\ 170{,}197{,}994.00}$$

6) Series 2014-2 Debt Service Reserve Account Transfer Amount *(not pro rata)*

$$Series\ 2014-2\ Debt\ Service\ Reserve\ Account\ Transfer\ Amount = R\$\ 170{,}197{,}994.00 - R\$\ 57{,}266{,}562.84$$

$$Series\ 2014-2\ Debt\ Service\ Reserve\ Account\ Transfer\ Amount = \boldsymbol{R\$\ 112{,}931{,}431.16}$$

Pro rata calculation (in US$):

$$\frac{(a)}{[(a) + All\ Other\ Series\ Debt\ Service\ Reserve\ Account\ Required\ Amount]} = \frac{US\$\ 34{,}138{,}884.87}{US\$\ 250{,}166{,}230.13} = 13.646480124\%$$

Section (D) – Transfer Amounts Details and Supporting Calculations (cont.)

(iv) Series 2014-3 Debt Service Reserve Account Transfer Amount

$$Series\ 2014-3\ Debt\ Service\ Reserve\ Account\ Transfer\ Amount = (b) - (c)$$

$$Series\ 2014-3\ Debt\ Service\ Reserve\ Account\ Required\ Amount = (d) + (e)$$

$$Series\ 2014-3\ Baseline\ Debt\ Service\ Reserve\ Account\ Required\ Amount = (f) + (g)$$

$$Series\ 2014-3\ Additional\ Debt\ Service\ Reserve\ Account\ Required\ Amount = [0.5\ x\ (d)] - [(h)\ x\ (i)]$$

$$Series\ 2014-3\ Liquidity\ Reserve\ Account\ Participation\ Fraction = \frac{(j)}{(k)}$$

(a) Series 2014-3 Debt Service Reserve Account Transfer Amount
(b) Series 2014-3 Debt Service Reserve Account Required Amount
(c) Series 2014-3 Debt Service Reserve Account Balance = US$ 34,483,685.74
(d) Series 2014-3 Baseline Debt Service Reserve Account Required Amount
(e) Series 2014-3 Additional Debt Service Reserve Account Required Amount
(f) Class Interest Amount for the Series 2014-3 Notes for the next two Scheduled Payment Dates
(g) Scheduled Principal Amounts for the Series 2014-3 Notes for the next two Scheduled Payment Dates
(h) Series 2014-3 Liquidity Reserve Account Participating Fraction
(i) Liquidity Reserve Account Balance = US$ 0.00
(j) Series 2014-3 Class Principal Balance = US$ 847,655,045.27
(k) Sum of Class Principal Balance of all Liquidity Reserve Participating Securities

Supporting Calculations:

1) Class Interest Amount for the Series 2014-3 Notes

Please, see Appendix 3

2) Series 2014-3 Baseline Debt Service Reserve Account Required Amount

Series 2014-3 Debt Service	Amount
April 06, 2018 Class Interest Amount	US$ 20,661,591.73
April 06, 2018 Scheduled Principal Amount	US$ 8,649,541.28
July 06, 2018 Class Interest Amount	US$ 20,450,759.40
July 06, 2018 Scheduled Principal Amount	US$ 8,649,541.28
Total	**US$ 58,411,433.69**

The Series 2014-3 Baseline Debt Service Reserve Account needs to be funded considering the Income Tax of 15% that would be retained in Brazil in the case of using the amount deposited into this account to pay interest and/or principal, calculated as per below:

$$Required\ Amount = \frac{US\$\ 58{,}411{,}433.69}{(1 - 0{,}15)} = \boldsymbol{US\$\ 68{,}719{,}333.75}$$

Section (D) – Transfer Amounts Details and Supporting Calculations (cont.)

(iv) Series 2014-3 Debt Service Reserve Account Transfer Amount (cont.)

3) Series 2014-3 Liquidity Reserve Account Participation Fraction

Liquidity Reserve Account Participation Securities	Class Principal Balance
Series 2014-1 Notes	US$ 1,393,596,465.03
Series 2014-3 Notes	US$ 847,655,045.27
Total	**US$ 2,241,251,510.30**

$$Series\ 2014-3\ Liquidity\ Reserve\ Account\ Participation\ Fraction = \frac{US\$\ 847{,}655{,}045.27}{US\$\ 2{,}241{,}251{,}510.30} = 0.378206123$$

4) Series 2014-3 Additional Debt Service Reserve Account Required Amount

$$Series\ 2014-3\ Additional\ Debt\ Service\ Reserve\ Account\ Required\ Amount = [0.5\ x\ US\$\ 68{,}719{,}333.75] - [0.378206123\ x\ US\$\ 0.00]$$

$$Series\ 2014-3\ Additional\ Debt\ Service\ Reserve\ Account\ Required\ Amount = US\$\ 34{,}359{,}666.88 - US\$\ 0.00$$

$$Series\ 2014-3\ Additional\ Debt\ Service\ Reserve\ Account\ Required\ Amount = \boldsymbol{US\$\ 34{,}359{,}666.88}$$

5) Series 2014-3 Debt Service Reserve Account Required Amount

$$Series\ 2014-3\ Debt\ Service\ Reserve\ Account\ Required\ Amount = US\$\ 68{,}719{,}333.75 + US\$\ 34{,}359{,}666.88$$

$$Series\ 2014-3\ Debt\ Service\ Reserve\ Account\ Required\ Amount = \boldsymbol{US\$\ 103{,}079{,}000.63}$$

6) Series 2014-1 Debt Service Reserve Account Transfer Amount *(not pro rata)*

$$Series\ 2014-1\ Debt\ Service\ Reserve\ Account\ Transfer\ Amount = US\$\ 103{,}079{,}000.63 - US\$\ 34{,}483{,}685.74$$

$$Series\ 2014-1\ Debt\ Service\ Reserve\ Account\ Transfer\ Amount = \boldsymbol{US\$\ 68{,}595{,}314.89}$$

Pro rata calculation:

$$\frac{(a)}{[(a) + All\ Other\ Series\ Debt\ Service\ Reserve\ Account\ Required\ Amount]} = \frac{US\$\ 68{,}595{,}314.89}{US\$\ 250{,}166{,}230.13} = 27.419893904\%$$

Section (D) – Transfer Amounts Details and Supporting Calculations (cont.)

Total Series Debt Service Reserve Account Transfer Amount

Transaction Accounts Waterfall	Amount
Net Amount transferred to Collections Account	R$ 259,518,886.51
Taxation Expenses Transfer Amount	(R$ 866,400.13)
Excess Companhia Securitizadora Expenses Transfer Amount	(R$ 101,906.69)
Remaining Amounts	**R$ 258,550,579.69**

(1) For the Series 2014-1 Senior Debt Service Reserve Account Transfer Amount

$$Remaining\ Amounts\ x\ Series\ 2014-1\ Pro\ rata\ calculation$$

$$R\$\ 258{,}550{,}579.69\ x\ 58.933625972\% = \boldsymbol{R\$\ 152{,}373{,}231.58}\ (\boldsymbol{US\$\ 46{,}062{,}040.98})$$

(2) For the Series 2014-2 Senior Debt Service Reserve Account Transfer Amount

$$Remaining\ Amounts\ x\ Series\ 2014-2\ Pro\ rata\ calculation$$

$$R\$\ 258{,}550{,}579.69\ x\ 13.646480124\% = \boldsymbol{R\$\ 35{,}283{,}053.47}\ (\boldsymbol{US\$\ 10{,}665{,}977.47})$$

(3) For the Series 2014-3 Senior Debt Service Reserve Account Transfer Amount

$$Remaining\ Amounts\ x\ Series\ 2014-3\ Pro\ rata\ calculation$$

$$R\$\ 258{,}550{,}579.69\ x\ 27.419893904\% = \boldsymbol{R\$\ 70{,}894{,}294.64}\ (\boldsymbol{US\$\ 21{,}431{,}165.25})$$

Section (D) – Transfer Amounts Details and Supporting Calculations (cont.)

(v) Taxation Expenses Transfer Amount

1) All funds transferred from Brazil to the Issuer abroad and/or from the Issuer abroad to Brazil are subject to IOF (*Imposto sobre Operações de Crédito, Câmbio e Seguros ou relativos a Títulos ou Valores Mobiliário*) at the rate of 0.38%;

2) All funds transferred from Brazil to the Issuer abroad are subject to IRRF (*Imposto de Renda Retido na Fonte*) at the rate of 15.00%, for the amounts other than related to a portion of Principal Payments that does not represent capital gain as a consequence of exchange rate movement, to fund the Debt Service Reserve Account, to fund the Liquidity Reserve Account and to fund the Trigger Event Reserve Account;

3) All funds drawn from the Debt Service Reserve Account, from the Liquidity Reserve Account and from the Trigger Event Reserve Account outside Brazil to be used for Interest Payment and for the portion of Principal Payment that represents capital gain as a consequence of exchange rate movement are subject to IRRF (*Imposto de Renda Retido na Fonte*) at the rate of 15,00%.

<u>Supporting Calculations</u>:

1) IOF

$$IOF = Amount\ Wired\ Offshore\ x\ 0.38\%$$

$$IOF = US\$\ 67{,}493{,}206.23\ x\ 0.38\% = \boldsymbol{US\$\ 256{,}474.18}\ (\boldsymbol{R\$\ 848{,}416.60})$$

2) IRRF

i. Companhia Securitizadora Expenses not transferred to the Issuer outside Brazil

$$IRRF = \left[\frac{(Expenses\ Amount)}{(1 - 0.15)}\right] - (Expenses\ Amount)$$

$$IRRF = \left[\frac{R\$\ 101{,}906.69}{(0.85)}\right] - R\$\ 101.906.69 = \boldsymbol{R\$\ 17{,}983.53}\ (\boldsymbol{US\$\ 5{,}436.38})$$

Total Taxation Expenses:

$$US\$\ 256{,}474.18 + US\$\ 5{,}436.38 = \boldsymbol{US\$\ 261{,}910.56}\ (\boldsymbol{R\$\ 866{,}400.13})$$

Section (E) – Transaction Accounts Balance

Collections Account		Amount
Date	Description	
03/09/18	Balance	R$ 0.00
03/20/18	Assigned Oil Revenues and Assigned Oil Revenue Rights	R$ 259,518,886.51
03/20/18	Taxation Expenses Transfer Amount	(R$ 866,400.13)
03/20/18	Excess Companhia Securitizadora Expenses Transfer Amount	(R$ 101,906.69)
03/20/18	To the Series 2014-1 Debt Service Reserve Account	(R$ 152,373.231.58)
03/20/18	To the Series 2014-2 Debt Service Reserve Account	(R$ 35,283,053.47)
03/20/18	To the Series 2014-3 Debt Service Reserve Account	(R$ 70,894,294.64)
Final Balance as of the close of business of Mar 20, 2018		**R$ 0.00**

Series 2014-2 Special Series Account		Amount
Date	Description	
03/09/18	Balance	R$ 57,060,071.15
Final Balance as of the close of business of Mar 20, 2018		**R$ 57,060,071.15**

Series 2014-2 Special Debt Service Reserve Account		Amount
Date	Description	
03/09/18	Balance	R$ 57,060,071.15
03/20/18	Eligible Investments	R$ 206,491.69
03/20/18	Series 2014-2 Special Debt Service Reserve Account	R$ 35,283,053.47
Final Balance as of the close of business of Mar 20, 2018		**R$ 92,549,616.31**

Special Interest Liquidity Reserve Account		Amount
Date	Description	
03/09/18	Balance	R$ 0.00
Final Balance as of the close of business of Mar 20, 2018		**R$ 0.00**

Special Interest Trigger Event Reserve Account		Amount
Date	Description	
03/09/18	Balance	R$ 57,751,863.56
Final Balance as of the close of business of Mar 20, 2018		**R$ 57,751,863.56**

Section (F) – Other Information

Events	Y / N
Has any Event of Default occurred or continued as of the close of business for the Indenture Trustee on the related Allocation Date?	No
Has any Trigger Event occurred or continued as of the close of business for the Indenture Trustee on the related Allocation Date?	Yes
Has any Bond Administrator Replacement Event occurred or continued as of the close of business for the Indenture Trustee on the related Allocation Date?	No
Has any Servicer Replacement Event occurred or continued as of the close of business for the Indenture Trustee on the related Allocation Date?	No
Has any Event of Default been declared as of the close of business for the Indenture Trustee on the related Allocation Date?	No
Has any Early Amortization Period been declared as of the close of business for the Indenture Trustee on the related Allocation Date?	No
Has there been the occurrence of conditions which give rise to any Sponsor Refund Obligations or any RJS Damages as of the close of business for the Indenture Trustee on the related Allocation Date?	No

Notes:

1) The following Trigger Event continued during such Reporting Period, according to item (b) and (c) of the "Trigger Event" definition, in the Appendix 1 of the Indenture:

"(b) with respect to the pending Scheduled Payment Date on or after the Data Acquisition Date and the related Quarterly Reporting Period, the Minimum Average Forward-Looking Debt Service Coverage Ratio project with respect to such Quarterly Reporting Period is less than the Minimum Average Forward-Looking Debt Service Coverage Ratio Trigger Threshold.

(c) notwhitstanding the foregoing, to the extent that a Trigger Event exists as of December 4, 2017, it shall continue to exist until, and including, April 30, 2018."

2) An Early Amortization Period with respect to each Series of Securities, including the payment obligations on each Early Amortization Payment Date and the other effects thereof, has been declared by the execution of the Second Waiver and Amendment Agreement on June 20, 2016, and shall remain in effect until rescinded by written notice from the Series Controlling Party of each Series 2014-1, Series 2014-2 and Series 2014-3 (the "Specified Early Amortization Period").

The declaration of the Early Amortization Period and the Specified Early Amortization Period have been partially rescinded by the execution of the Sixth Waiver, Rescission and Amendment Agreement on March 07, 2018, with respect to each Series of Securities and the effects thereof solely with respect to the period commencing on March 08, 2018 and: **(a)** ending on the Rescission Suspension Date, to the extent that a Total Declaration Rescission Decision does not exists as of the second Business Day preceding the Rescission Suspension Date, or **(b)** shall immediately and irrevocably be deemed terminated without any further action and the Specified Events of Default shall no longer be in effect, to the extent that a Total Declaration Rescission Decision exists as of the second Business Day preceding the Rescission Suspension Date.

Section (G) – Transfer Instructions

Transaction: Funds to the Debt Service Reserve Account			Amount
Type	Account	Name	
Debt	11249600	Revenue Account	(US$ 67,493,206.23)
Credit	11252400	Series 2014-1 Debt Service Reserve Account	US$ 46,062,040.98
Credit	11348500	Series 2014-3 Debt Service Reserve Account	US$ 21,431,165.25

Appendix 1

Class Interest Amount for the Series 2014-1 Notes

Date	Class Interest			Daycount	Class Principal Balance	Current Interest Due	Overdue Interest	Current Capitalized Interest	Overdue Capitalized Interest	Capitalized Interest	Class Interest Amount
	Rate	Overdue Incremental Rate	Denominator								
	6.25%	3.00%	360		EoD		EoD		EoD		
01/06/18	0.0625	0.0300	0.002778	1	1,393,596,465.03	241,943.83	0.00	116,133.04	0.00	116,133.04	358,076.87
01/07/18	0.0625	0.0300	0.002778	1	1,393,596,465.03	241,943.83	0.00	116,133.04	0.00	116,133.04	716,153.74
01/08/18	0.0625	0.0300	0.002778	1	1,393,596,465.03	241,943.83	0.00	116,133.04	0.00	116,133.04	1,074,230.61
01/09/18	0.0625	0.0300	0.002778	1	1,393,596,465.03	241,943.83	0.00	116,133.04	0.00	116,133.04	1,432,307.48
01/10/18	0.0625	0.0300	0.002778	1	1,393,596,465.03	241,943.83	0.00	116,133.04	0.00	116,133.04	1,790,384.35
01/11/18	0.0625	0.0300	0.002778	1	1,393,596,465.03	241,943.83	0.00	116,133.04	0.00	116,133.04	2,148,461.22
01/12/18	0.0625	0.0300	0.002778	1	1,393,596,465.03	241,943.83	0.00	116,133.04	0.00	116,133.04	2,506,538.09
01/13/18	0.0625	0.0300	0.002778	1	1,393,596,465.03	241,943.83	0.00	116,133.04	0.00	116,133.04	2,864,614.96
01/14/18	0.0625	0.0300	0.002778	1	1,393,596,465.03	241,943.83	0.00	116,133.04	0.00	116,133.04	3,222,691.83
01/15/18	0.0625	0.0300	0.002778	1	1,393,596,465.03	241,943.83	0.00	116,133.04	0.00	116,133.04	3,580,768.70
01/16/18	0.0625	0.0300	0.002778	1	1,393,596,465.03	241,943.83	0.00	116,133.04	0.00	116,133.04	3,938,845.57
01/17/18	0.0625	0.0300	0.002778	1	1,393,596,465.03	241,943.83	0.00	116,133.04	0.00	116,133.04	4,296,922.44
01/18/18	0.0625	0.0300	0.002778	1	1,393,596,465.03	241,943.83	0.00	116,133.04	0.00	116,133.04	4,654,999.31
01/19/18	0.0625	0.0300	0.002778	1	1,393,596,465.03	241,943.83	0.00	116,133.04	0.00	116,133.04	5,013,076.18
01/20/18	0.0625	0.0300	0.002778	1	1,393,596,465.03	241,943.83	0.00	116,133.04	0.00	116,133.04	5,371,153.05
01/21/18	0.0625	0.0300	0.002778	1	1,393,596,465.03	241,943.83	0.00	116,133.04	0.00	116,133.04	5,729,229.92
01/22/18	0.0625	0.0300	0.002778	1	1,393,596,465.03	241,943.83	0.00	116,133.04	0.00	116,133.04	6,087,306.79
01/23/18	0.0625	0.0300	0.002778	1	1,393,596,465.03	241,943.83	0.00	116,133.04	0.00	116,133.04	6,445,383.66
01/24/18	0.0625	0.0300	0.002778	1	1,393,596,465.03	241,943.83	0.00	116,133.04	0.00	116,133.04	6,803,460.53
01/25/18	0.0625	0.0300	0.002778	1	1,393,596,465.03	241,943.83	0.00	116,133.04	0.00	116,133.04	7,161,537.40
01/26/18	0.0625	0.0300	0.002778	1	1,393,596,465.03	241,943.83	0.00	116,133.04	0.00	116,133.04	7,519,614.27
01/27/18	0.0625	0.0300	0.002778	1	1,393,596,465.03	241,943.83	0.00	116,133.04	0.00	116,133.04	7,877,691.14
01/28/18	0.0625	0.0300	0.002778	1	1,393,596,465.03	241,943.83	0.00	116,133.04	0.00	116,133.04	8,235,768.01
01/29/18	0.0625	0.0300	0.002778	1	1,393,596,465.03	241,943.83	0.00	116,133.04	0.00	116,133.04	8,593,844.88
01/30/18	0.0625	0.0300	0.002778	0	1,393,596,465.03	0.00	0.00	0.00	0.00	0.00	8,593,844.88
01/31/18	0.0625	0.0300	0.002778	1	1,393,596,465.03	241,943.83	0.00	116,133.04	0.00	116,133.04	8,951,921.75
02/01/18	0.0625	0.0300	0.002778	1	1,393,596,465.03	241,943.83	0.00	116,133.04	0.00	116,133.04	9,309,998.62
02/02/18	0.0625	0.0300	0.002778	1	1,393,596,465.03	241,943.83	0.00	116,133.04	0.00	116,133.04	9,668,075.49
02/03/18	0.0625	0.0300	0.002778	1	1,393,596,465.03	241,943.83	0.00	116,133.04	0.00	116,133.04	10,026,152.36
02/04/18	0.0625	0.0300	0.002778	1	1,393,596,465.03	241,943.83	0.00	116,133.04	0.00	116,133.04	10,384,229.23
02/05/18	0.0625	0.0300	0.002778	1	1,393,596,465.03	241,943.83	0.00	116,133.04	0.00	116,133.04	10,742,306.10

Appendix 1 (cont.)

Class Interest Amount for the Series 2014-1 Notes (cont.)

Date	Class Interest			Daycount	Class Principal Balance	Current Interest Due	Overdue Interest	Current Capitalized Interest	Overdue Capitalized Interest	Capitalized Interest	Class Interest Amount
	Rate	Overdue Incremental Rate	Denominator								
	6.25%	3.00%	360		EoD		EoD		EoD		
02/06/18	0.0625	0.0300	0.002778	1	1,393,596,465.03	241,943.83	0.00	116,133.04	0.00	116,133.04	11,100,382.97
02/07/18	0.0625	0.0300	0.002778	1	1,393,596,465.03	241,943.83	0.00	116,133.04	0.00	116,133.04	11,458,459.84
02/08/18	0.0625	0.0300	0.002778	1	1,393,596,465.03	241,943.83	0.00	116,133.04	0.00	116,133.04	11,816,536.71
02/09/18	0.0625	0.0300	0.002778	1	1,393,596,465.03	241,943.83	0.00	116,133.04	0.00	116,133.04	12,174,613.58
02/10/18	0.0625	0.0300	0.002778	1	1,393,596,465.03	241,943.83	0.00	116,133.04	0.00	116,133.04	12,532,690.45
02/11/18	0.0625	0.0300	0.002778	1	1,393,596,465.03	241,943.83	0.00	116,133.04	0.00	116,133.04	12,890,767.32
02/12/18	0.0625	0.0300	0.002778	1	1,393,596,465.03	241,943.83	0.00	116,133.04	0.00	116,133.04	13,248,844.19
02/13/18	0.0625	0.0300	0.002778	1	1,393,596,465.03	241,943.83	0.00	116,133.04	0.00	116,133.04	13,606,921.06
02/14/18	0.0625	0.0300	0.002778	1	1,393,596,465.03	241,943.83	0.00	116,133.04	0.00	116,133.04	13,964,997.93
02/15/18	0.0625	0.0300	0.002778	1	1,393,596,465.03	241,943.83	0.00	116,133.04	0.00	116,133.04	14,323,074.80
02/16/18	0.0625	0.0300	0.002778	1	1,393,596,465.03	241,943.83	0.00	116,133.04	0.00	116,133.04	14,681,151.67
02/17/18	0.0625	0.0300	0.002778	1	1,393,596,465.03	241,943.83	0.00	116,133.04	0.00	116,133.04	15,039,228.54
02/18/18	0.0625	0.0300	0.002778	1	1,393,596,465.03	241,943.83	0.00	116,133.04	0.00	116,133.04	15,397,305.41
02/19/18	0.0625	0.0300	0.002778	1	1,393,596,465.03	241,943.83	0.00	116,133.04	0.00	116,133.04	15,755,382.28
02/20/18	0.0625	0.0300	0.002778	1	1,393,596,465.03	241,943.83	0.00	116,133.04	0.00	116,133.04	16,113,459.15
02/21/18	0.0625	0.0300	0.002778	1	1,393,596,465.03	241,943.83	0.00	116,133.04	0.00	116,133.04	16,471,536.02
02/22/18	0.0625	0.0300	0.002778	1	1,393,596,465.03	241,943.83	0.00	116,133.04	0.00	116,133.04	16,829,612.89
02/23/18	0.0625	0.0300	0.002778	1	1,393,596,465.03	241,943.83	0.00	116,133.04	0.00	116,133.04	17,187,689.76
02/24/18	0.0625	0.0300	0.002778	1	1,393,596,465.03	241,943.83	0.00	116,133.04	0.00	116,133.04	17,545,766.63
02/25/18	0.0625	0.0300	0.002778	1	1,393,596,465.03	241,943.83	0.00	116,133.04	0.00	116,133.04	17,903,843.50
02/26/18	0.0625	0.0300	0.002778	1	1,393,596,465.03	241,943.83	0.00	116,133.04	0.00	116,133.04	18,261,920.37
02/27/18	0.0625	0.0300	0.002778	1	1,393,596,465.03	241,943.83	0.00	116,133.04	0.00	116,133.04	18,619,997.24
02/28/18	0.0625	0.0300	0.002778	3	1,393,596,465.03	725,831.49	0.00	348,399.12	0.00	348,399.12	19,694,227.85
03/01/18	0.0625	0.0300	0.002778	1	1,393,596,465.03	241,943.83	0.00	116,133.04	0.00	116,133.04	20,052,304.72
03/02/18	0.0625	0.0300	0.002778	1	1,393,596,465.03	241,943.83	0.00	116,133.04	0.00	116,133.04	20,410,381.59
03/03/18	0.0625	0.0300	0.002778	1	1,393,596,465.03	241,943.83	0.00	116,133.04	0.00	116,133.04	20,768,458.46
03/04/18	0.0625	0.0300	0.002778	1	1,393,596,465.03	241,943.83	0.00	116,133.04	0.00	116,133.04	21,126,535.33
03/05/18	0.0625	0.0300	0.002778	1	1,393,596,465.03	241,943.83	0.00	116,133.04	0.00	116,133.04	21,484,612.20
03/06/18	0.0625	0.0300	0.002778	1	1,393,596,465.03	241,943.83	0.00	116,133.04	0.00	116,133.04	21,842,689.07
03/07/18	0.0625	0.0300	0.002778	1	1,393,596,465.03	241,943.83	0.00	116,133.04	0.00	116,133.04	22,200,765.94
03/08/18	0.0625	0.0300	0.002778	1	1,393,596,465.03	241,943.83	0.00	116,133.04	0.00	116,133.04	22,558,842.81

Appendix 1 (cont.)

Class Interest Amount for the Series 2014-1 Notes (cont.)

Date	Class Interest			Daycount	Class Principal Balance	Current Interest Due	Overdue Interest	Current Capitalized Interest	Overdue Capitalized Interest	Capitalized Interest	Class Interest Amount
	Rate	Overdue Incremental Rate	Denominator								
	6.25%	3.00%	360		EoD		EoD		EoD		
03/09/18	0.0625	0.0300	0.002778	1	1,393,596,465.03	241,943.83	0.00	116,133.04	0.00	116,133.04	22,916,919.68
03/10/18	0.0625	0.0300	0.002778	1	1,393,596,465.03	241,943.83	0.00	116,133.04	0.00	116,133.04	23,274,996.55
03/11/18	0.0625	0.0300	0.002778	1	1,393,596,465.03	241,943.83	0.00	116,133.04	0.00	116,133.04	23,633,073.42
03/12/18	0.0625	0.0300	0.002778	1	1,393,596,465.03	241,943.83	0.00	116,133.04	0.00	116,133.04	23,991,150.29
03/13/18	0.0625	0.0300	0.002778	1	1,393,596,465.03	241,943.83	0.00	116,133.04	0.00	116,133.04	24,349,227.16
03/14/18	0.0625	0.0300	0.002778	1	1,393,596,465.03	241,943.83	0.00	116,133.04	0.00	116,133.04	24,707,304.03
03/15/18	0.0625	0.0300	0.002778	1	1,393,596,465.03	241,943.83	0.00	116,133.04	0.00	116,133.04	25,065,380.90
03/16/18	0.0625	0.0300	0.002778	1	1,393,596,465.03	241,943.83	0.00	116,133.04	0.00	116,133.04	25,423,457.77
03/17/18	0.0625	0.0300	0.002778	1	1,393,596,465.03	241,943.83	0.00	116,133.04	0.00	116,133.04	25,781,534.64
03/18/18	0.0625	0.0300	0.002778	1	1,393,596,465.03	241,943.83	0.00	116,133.04	0.00	116,133.04	26,139,611.51
03/19/18	0.0625	0.0300	0.002778	1	1,393,596,465.03	241,943.83	0.00	116,133.04	0.00	116,133.04	26,497,688.38
03/20/18	0.0625	0.0300	0.002778	1	1,393,596,465.03	241,943.83	0.00	116,133.04	0.00	116,133.04	26,855,765.25
03/21/18	0.0625	0.0300	0.002778	1	1,393,596,465.03	241,943.83	0.00	116,133.04	0.00	116,133.04	27,213,842.12
03/22/18	0.0625	0.0300	0.002778	1	1,393,596,465.03	241,943.83	0.00	116,133.04	0.00	116,133.04	27,571,918.99
03/23/18	0.0625	0.0300	0.002778	1	1,393,596,465.03	241,943.83	0.00	116,133.04	0.00	116,133.04	27,929,995.86
03/24/18	0.0625	0.0300	0.002778	1	1,393,596,465.03	241,943.83	0.00	116,133.04	0.00	116,133.04	28,288,072.73
03/25/18	0.0625	0.0300	0.002778	1	1,393,596,465.03	241,943.83	0.00	116,133.04	0.00	116,133.04	28,646,149.60
03/26/18	0.0625	0.0300	0.002778	1	1,393,596,465.03	241,943.83	0.00	116,133.04	0.00	116,133.04	29,004,226.47
03/27/18	0.0625	0.0300	0.002778	1	1,393,596,465.03	241,943.83	0.00	116,133.04	0.00	116,133.04	29,362,303.34
03/28/18	0.0625	0.0300	0.002778	1	1,393,596,465.03	241,943.83	0.00	116,133.04	0.00	116,133.04	29,720,380.21
03/29/18	0.0625	0.0300	0.002778	1	1,393,596,465.03	241,943.83	0.00	116,133.04	0.00	116,133.04	30,078,457.08
03/30/18	0.0625	0.0300	0.002778	0	1,393,596,465.03	0.00	0.00	0.00	0.00	0.00	30,078,457.08
03/31/18	0.0625	0.0300	0.002778	1	1,393,596,465.03	241,943.83	0.00	116,133.04	0.00	116,133.04	30,436,533.95
04/01/18	0.0625	0.0300	0.002778	1	1,393,596,465.03	241,943.83	0.00	116,133.04	0.00	116,133.04	30,794,610.82
04/02/18	0.0625	0.0300	0.002778	1	1,393,596,465.03	241,943.83	0.00	116,133.04	0.00	116,133.04	31,152,687.69
04/03/18	0.0625	0.0300	0.002778	1	1,393,596,465.03	241,943.83	0.00	116,133.04	0.00	116,133.04	31,510,764.56
04/04/18	0.0625	0.0300	0.002778	1	1,393,596,465.03	241,943.83	0.00	116,133.04	0.00	116,133.04	31,868,841.43
04/05/18	0.0625	0.0300	0.002778	1	1,393,596,465.03	241,943.83	0.00	116,133.04	0.00	116,133.04	32,226,918.30
04/06/18				**90**		**21,774,944.70**		**10,451,973.60**			**32,226,918.30**

Appendix 1 (cont.)

Class Interest Amount for the Series 2014-1 Notes (cont.)

Date	Class Interest			Daycount	Class Principal Balance	Current Interest Due	Overdue Interest	Current Capitalized Interest	Overdue Capitalized Interest	Capitalized Interest	Class Interest Amount
	Rate	Overdue Incremental Rate	Denominator								
	6.25%	3.00%	360		EoD		EoD		EoD		
04/06/18	0.0625	0.0300	0.002778	1	1,362,627,654.70	236,567.30	0.00	113,552.30	0.00	113,552.30	350,119.60
04/07/18	0.0625	0.0300	0.002778	1	1,362,627,654.70	236,567.30	0.00	113,552.30	0.00	113,552.30	700,239.20
04/08/18	0.0625	0.0300	0.002778	1	1,362,627,654.70	236,567.30	0.00	113,552.30	0.00	113,552.30	1,050,358.80
04/09/18	0.0625	0.0300	0.002778	1	1,362,627,654.70	236,567.30	0.00	113,552.30	0.00	113,552.30	1,400,478.40
04/10/18	0.0625	0.0300	0.002778	1	1,362,627,654.70	236,567.30	0.00	113,552.30	0.00	113,552.30	1,750,598.00
04/11/18	0.0625	0.0300	0.002778	1	1,362,627,654.70	236,567.30	0.00	113,552.30	0.00	113,552.30	2,100,717.60
04/12/18	0.0625	0.0300	0.002778	1	1,362,627,654.70	236,567.30	0.00	113,552.30	0.00	113,552.30	2,450,837.20
04/13/18	0.0625	0.0300	0.002778	1	1,362,627,654.70	236,567.30	0.00	113,552.30	0.00	113,552.30	2,800,956.80
04/14/18	0.0625	0.0300	0.002778	1	1,362,627,654.70	236,567.30	0.00	113,552.30	0.00	113,552.30	3,151,076.40
04/15/18	0.0625	0.0300	0.002778	1	1,362,627,654.70	236,567.30	0.00	113,552.30	0.00	113,552.30	3,501,196.00
04/16/18	0.0625	0.0300	0.002778	1	1,362,627,654.70	236,567.30	0.00	113,552.30	0.00	113,552.30	3,851,315.60
04/17/18	0.0625	0.0300	0.002778	1	1,362,627,654.70	236,567.30	0.00	113,552.30	0.00	113,552.30	4,201,435.20
04/18/18	0.0625	0.0300	0.002778	1	1,362,627,654.70	236,567.30	0.00	113,552.30	0.00	113,552.30	4,551,554.80
04/19/18	0.0625	0.0300	0.002778	1	1,362,627,654.70	236,567.30	0.00	113,552.30	0.00	113,552.30	4,901,674.40
04/20/18	0.0625	0.0300	0.002778	1	1,362,627,654.70	236,567.30	0.00	113,552.30	0.00	113,552.30	5,251,794.00
04/21/18	0.0625	0.0300	0.002778	1	1,362,627,654.70	236,567.30	0.00	113,552.30	0.00	113,552.30	5,601,913.60
04/22/18	0.0625	0.0300	0.002778	1	1,362,627,654.70	236,567.30	0.00	113,552.30	0.00	113,552.30	5,952,033.20
04/23/18	0.0625	0.0300	0.002778	1	1,362,627,654.70	236,567.30	0.00	113,552.30	0.00	113,552.30	6,302,152.80
04/24/18	0.0625	0.0300	0.002778	1	1,362,627,654.70	236,567.30	0.00	113,552.30	0.00	113,552.30	6,652,272.40
04/25/18	0.0625	0.0300	0.002778	1	1,362,627,654.70	236,567.30	0.00	113,552.30	0.00	113,552.30	7,002,392.00
04/26/18	0.0625	0.0300	0.002778	1	1,362,627,654.70	236,567.30	0.00	113,552.30	0.00	113,552.30	7,352,511.60
04/27/18	0.0625	0.0300	0.002778	1	1,362,627,654.70	236,567.30	0.00	113,552.30	0.00	113,552.30	7,702,631.20
04/28/18	0.0625	0.0300	0.002778	1	1,362,627,654.70	236,567.30	0.00	113,552.30	0.00	113,552.30	8,052,750.80
04/29/18	0.0625	0.0300	0.002778	1	1,362,627,654.70	236,567.30	0.00	113,552.30	0.00	113,552.30	8,402,870.40
04/30/18	0.0625	0.0300	0.002778	1	1,362,627,654.70	236,567.30	0.00	113,552.30	0.00	113,552.30	8,752,990.00
05/01/18	0.0625	0.0300	0.002778	1	1,362,627,654.70	236,567.30	0.00	113,552.30	0.00	113,552.30	9,103,109.60
05/02/18	0.0625	0.0300	0.002778	1	1,362,627,654.70	236,567.30	0.00	113,552.30	0.00	113,552.30	9,453,229.20
05/03/18	0.0625	0.0300	0.002778	1	1,362,627,654.70	236,567.30	0.00	113,552.30	0.00	113,552.30	9,803,348.80
05/04/18	0.0625	0.0300	0.002778	1	1,362,627,654.70	236,567.30	0.00	113,552.30	0.00	113,552.30	10,153,468.40
05/05/18	0.0625	0.0300	0.002778	1	1,362,627,654.70	236,567.30	0.00	113,552.30	0.00	113,552.30	10,503,588.00
05/06/18	0.0625	0.0300	0.002778	1	1,362,627,654.70	236,567.30	0.00	113,552.30	0.00	113,552.30	10,853,707.60

Appendix 1 (cont.)

Class Interest Amount for the Series 2014-1 Notes (cont.)

Date	Class Interest			Daycount	Class Principal Balance	Current Interest Due	Overdue Interest	Current Capitalized Interest	Overdue Capitalized Interest	Capitalized Interest	Class Interest Amount
	Rate	Overdue Incremental Rate	Denominator								
	6.25%	3.00%	360		EoD		EoD		EoD		
05/07/18	0.0625	0.0300	0.002778	1	1,362,627,654.70	236,567.30	0.00	113,552.30	0.00	113,552.30	11,203,827.20
05/08/18	0.0625	0.0300	0.002778	1	1,362,627,654.70	236,567.30	0.00	113,552.30	0.00	113,552.30	11,553,946.80
05/09/18	0.0625	0.0300	0.002778	1	1,362,627,654.70	236,567.30	0.00	113,552.30	0.00	113,552.30	11,904,066.40
05/10/18	0.0625	0.0300	0.002778	1	1,362,627,654.70	236,567.30	0.00	113,552.30	0.00	113,552.30	12,254,186.00
05/11/18	0.0625	0.0300	0.002778	1	1,362,627,654.70	236,567.30	0.00	113,552.30	0.00	113,552.30	12,604,305.60
05/12/18	0.0625	0.0300	0.002778	1	1,362,627,654.70	236,567.30	0.00	113,552.30	0.00	113,552.30	12,954,425.20
05/13/18	0.0625	0.0300	0.002778	1	1,362,627,654.70	236,567.30	0.00	113,552.30	0.00	113,552.30	13,304,544.80
05/14/18	0.0625	0.0300	0.002778	1	1,362,627,654.70	236,567.30	0.00	113,552.30	0.00	113,552.30	13,654,664.40
05/15/18	0.0625	0.0300	0.002778	1	1,362,627,654.70	236,567.30	0.00	113,552.30	0.00	113,552.30	14,004,784.00
05/16/18	0.0625	0.0300	0.002778	1	1,362,627,654.70	236,567.30	0.00	113,552.30	0.00	113,552.30	14,354,903.60
05/17/18	0.0625	0.0300	0.002778	1	1,362,627,654.70	236,567.30	0.00	113,552.30	0.00	113,552.30	14,705,023.20
05/18/18	0.0625	0.0300	0.002778	1	1,362,627,654.70	236,567.30	0.00	113,552.30	0.00	113,552.30	15,055,142.80
05/19/18	0.0625	0.0300	0.002778	1	1,362,627,654.70	236,567.30	0.00	113,552.30	0.00	113,552.30	15,405,262.40
05/20/18	0.0625	0.0300	0.002778	1	1,362,627,654.70	236,567.30	0.00	113,552.30	0.00	113,552.30	15,755,382.00
05/21/18	0.0625	0.0300	0.002778	1	1,362,627,654.70	236,567.30	0.00	113,552.30	0.00	113,552.30	16,105,501.60
05/22/18	0.0625	0.0300	0.002778	1	1,362,627,654.70	236,567.30	0.00	113,552.30	0.00	113,552.30	16,455,621.20
05/23/18	0.0625	0.0300	0.002778	1	1,362,627,654.70	236,567.30	0.00	113,552.30	0.00	113,552.30	16,805,740.80
05/24/18	0.0625	0.0300	0.002778	1	1,362,627,654.70	236,567.30	0.00	113,552.30	0.00	113,552.30	17,155,860.40
05/25/18	0.0625	0.0300	0.002778	1	1,362,627,654.70	236,567.30	0.00	113,552.30	0.00	113,552.30	17,505,980.00
05/26/18	0.0625	0.0300	0.002778	1	1,362,627,654.70	236,567.30	0.00	113,552.30	0.00	113,552.30	17,856,099.60
05/27/18	0.0625	0.0300	0.002778	1	1,362,627,654.70	236,567.30	0.00	113,552.30	0.00	113,552.30	18,206,219.20
05/28/18	0.0625	0.0300	0.002778	1	1,362,627,654.70	236,567.30	0.00	113,552.30	0.00	113,552.30	18,556,338.80
05/29/18	0.0625	0.0300	0.002778	1	1,362,627,654.70	236,567.30	0.00	113,552.30	0.00	113,552.30	18,906,458.40
05/30/18	0.0625	0.0300	0.002778	0	1,362,627,654.70	0.00	0.00	0.00	0.00	0.00	18,906,458.40
05/31/18	0.0625	0.0300	0.002778	1	1,362,627,654.70	236,567.30	0.00	113,552.30	0.00	113,552.30	19,256,578.00
06/01/18	0.0625	0.0300	0.002778	1	1,362,627,654.70	236,567.30	0.00	113,552.30	0.00	113,552.30	19,606,697.60
06/02/18	0.0625	0.0300	0.002778	1	1,362,627,654.70	236,567.30	0.00	113,552.30	0.00	113,552.30	19,956,817.20
06/03/18	0.0625	0.0300	0.002778	1	1,362,627,654.70	236,567.30	0.00	113,552.30	0.00	113,552.30	20,306,936.80
06/04/18	0.0625	0.0300	0.002778	1	1,362,627,654.70	236,567.30	0.00	113,552.30	0.00	113,552.30	20,657,056.40
06/05/18	0.0625	0.0300	0.002778	1	1,362,627,654.70	236,567.30	0.00	113,552.30	0.00	113,552.30	21,007,176.00
06/06/18	0.0625	0.0300	0.002778	1	1,362,627,654.70	236,567.30	0.00	113,552.30	0.00	113,552.30	21,357,295.60

Appendix 1 (cont.)

Class Interest Amount for the Series 2014-1 Notes (cont.)

Date	Class Interest			Daycount	Class Principal Balance	Current Interest Due	Overdue Interest	Current Capitalized Interest	Overdue Capitalized Interest	Capitalized Interest	Class Interest Amount
	Rate	Overdue Incremental Rate	Denominator								
	6.25%	3.00%	360		EoD		EoD		EoD		
06/07/18	0.0625	0.0300	0.002778	1	1,362,627,654.70	236,567.30	0.00	113,552.30	0.00	113,552.30	21,707,415.20
06/08/18	0.0625	0.0300	0.002778	1	1,362,627,654.70	236,567.30	0.00	113,552.30	0.00	113,552.30	22,057,534.80
06/09/18	0.0625	0.0300	0.002778	1	1,362,627,654.70	236,567.30	0.00	113,552.30	0.00	113,552.30	22,407,654.40
06/10/18	0.0625	0.0300	0.002778	1	1,362,627,654.70	236,567.30	0.00	113,552.30	0.00	113,552.30	22,757,774.00
06/11/18	0.0625	0.0300	0.002778	1	1,362,627,654.70	236,567.30	0.00	113,552.30	0.00	113,552.30	23,107,893.60
06/12/18	0.0625	0.0300	0.002778	1	1,362,627,654.70	236,567.30	0.00	113,552.30	0.00	113,552.30	23,458,013.20
06/13/18	0.0625	0.0300	0.002778	1	1,362,627,654.70	236,567.30	0.00	113,552.30	0.00	113,552.30	23,808,132.80
06/14/18	0.0625	0.0300	0.002778	1	1,362,627,654.70	236,567.30	0.00	113,552.30	0.00	113,552.30	24,158,252.40
06/15/18	0.0625	0.0300	0.002778	1	1,362,627,654.70	236,567.30	0.00	113,552.30	0.00	113,552.30	24,508,372.00
06/16/18	0.0625	0.0300	0.002778	1	1,362,627,654.70	236,567.30	0.00	113,552.30	0.00	113,552.30	24,858,491.60
06/17/18	0.0625	0.0300	0.002778	1	1,362,627,654.70	236,567.30	0.00	113,552.30	0.00	113,552.30	25,208,611.20
06/18/18	0.0625	0.0300	0.002778	1	1,362,627,654.70	236,567.30	0.00	113,552.30	0.00	113,552.30	25,558,730.80
06/19/18	0.0625	0.0300	0.002778	1	1,362,627,654.70	236,567.30	0.00	113,552.30	0.00	113,552.30	25,908,850.40
06/20/18	0.0625	0.0300	0.002778	1	1,362,627,654.70	236,567.30	0.00	113,552.30	0.00	113,552.30	26,258,970.00
06/21/18	0.0625	0.0300	0.002778	1	1,362,627,654.70	236,567.30	0.00	113,552.30	0.00	113,552.30	26,609,089.60
06/22/18	0.0625	0.0300	0.002778	1	1,362,627,654.70	236,567.30	0.00	113,552.30	0.00	113,552.30	26,959,209.20
06/23/18	0.0625	0.0300	0.002778	1	1,362,627,654.70	236,567.30	0.00	113,552.30	0.00	113,552.30	27,309,328.80
06/24/18	0.0625	0.0300	0.002778	1	1,362,627,654.70	236,567.30	0.00	113,552.30	0.00	113,552.30	27,659,448.40
06/25/18	0.0625	0.0300	0.002778	1	1,362,627,654.70	236,567.30	0.00	113,552.30	0.00	113,552.30	28,009,568.00
06/26/18	0.0625	0.0300	0.002778	1	1,362,627,654.70	236,567.30	0.00	113,552.30	0.00	113,552.30	28,359,687.60
06/27/18	0.0625	0.0300	0.002778	1	1,362,627,654.70	236,567.30	0.00	113,552.30	0.00	113,552.30	28,709,807.20
06/28/18	0.0625	0.0300	0.002778	1	1,362,627,654.70	236,567.30	0.00	113,552.30	0.00	113,552.30	29,059,926.80
06/29/18	0.0625	0.0300	0.002778	1	1,362,627,654.70	236,567.30	0.00	113,552.30	0.00	113,552.30	29,410,046.40
06/30/18	0.0625	0.0300	0.002778	1	1,362,627,654.70	236,567.30	0.00	113,552.30	0.00	113,552.30	29,760,166.00
07/01/18	0.0625	0.0300	0.002778	1	1,362,627,654.70	236,567.30	0.00	113,552.30	0.00	113,552.30	30,110,285.60
07/02/18	0.0625	0.0300	0.002778	1	1,362,627,654.70	236,567.30	0.00	113,552.30	0.00	113,552.30	30,460,405.20
07/03/18	0.0625	0.0300	0.002778	1	1,362,627,654.70	236,567.30	0.00	113,552.30	0.00	113,552.30	30,810,524.80
07/04/18	0.0625	0.0300	0.002778	1	1,362,627,654.70	236,567.30	0.00	113,552.30	0.00	113,552.30	31,160,644.40
07/05/18	0.0625	0.0300	0.002778	1	1,362,627,654.70	236,567.30	0.00	113,552.30	0.00	113,552.30	31,510,764.00
07/06/18				**90**		**21,291,057.00**		**10,219,707.00**			**31,510,764.00**

Appendix 2

Class Interest Amount for the Series 2014-2 Notes

Date	Class Interest			Daycount	Class Principal Balance	Current Interest Due	Overdue Interest	Current Penalty Interest	Overdue Current Penalty Interest	Penalty Interest	Class Interest Amount
	Rate	Penalty Rate	Denominator								
	16.25%	3.00%	252		EoD		EoD		EoD		
01/06/18	0.1625	0.0300	0.003968	0	556,786,996.99	0.00	0.00	0.00	0.00	0.00	0.00
01/07/18	0.1625	0.0300	0.003968	0	556,786,996.99	0.00	0.00	0.00	0.00	0.00	0.00
01/08/18	0.1625	0.0300	0.003968	1	556,786,996.99	332,785.96	0.00	66,284.17	0.00	66,284.17	399,070.12
01/09/18	0.1625	0.0300	0.003968	1	556,786,996.99	332,984.86	0.00	66,292.06	0.00	66,292.06	798,347.04
01/10/18	0.1625	0.0300	0.003968	1	556,786,996.99	333,183.88	0.00	66,299.95	0.00	66,299.95	1,197,830.87
01/11/18	0.1625	0.0300	0.003968	1	556,786,996.99	333,383.02	0.00	66,307.84	0.00	66,307.84	1,597,521.74
01/12/18	0.1625	0.0300	0.003968	1	556,786,996.99	333,582.28	0.00	66,315.74	0.00	66,315.74	1,997,419.76
01/13/18	0.1625	0.0300	0.003968	0	556,786,996.99	0.00	0.00	0.00	0.00	0.00	1,997,419.76
01/14/18	0.1625	0.0300	0.003968	0	556,786,996.99	0.00	0.00	0.00	0.00	0.00	1,997,419.76
01/15/18	0.1625	0.0300	0.003968	1	556,786,996.99	333,781.66	0.00	66,323.63	0.00	66,323.63	2,397,525.05
01/16/18	0.1625	0.0300	0.003968	1	556,786,996.99	333,981.16	0.00	66,331.53	0.00	66,331.53	2,797,837.74
01/17/18	0.1625	0.0300	0.003968	1	556,786,996.99	334,180.78	0.00	66,339.42	0.00	66,339.42	3,198,357.94
01/18/18	0.1625	0.0300	0.003968	1	556,786,996.99	334,380.51	0.00	66,347.32	0.00	66,347.32	3,599,085.77
01/19/18	0.1625	0.0300	0.003968	1	556,786,996.99	334,580.37	0.00	66,355.22	0.00	66,355.22	4,000,021.36
01/20/18	0.1625	0.0300	0.003968	0	556,786,996.99	0.00	0.00	0.00	0.00	0.00	4,000,021.36
01/21/18	0.1625	0.0300	0.003968	0	556,786,996.99	0.00	0.00	0.00	0.00	0.00	4,000,021.36
01/22/18	0.1625	0.0300	0.003968	1	556,786,996.99	334,780.34	0.00	66,363.12	0.00	66,363.12	4,401,164.82
01/23/18	0.1625	0.0300	0.003968	1	556,786,996.99	334,980.44	0.00	66,371.02	0.00	66,371.02	4,802,516.28
01/24/18	0.1625	0.0300	0.003968	1	556,786,996.99	335,180.65	0.00	66,378.92	0.00	66,378.92	5,204,075.85
01/25/18	0.1625	0.0300	0.003968	0	556,786,996.99	0.00	0.00	0.00	0.00	0.00	5,204,075.85
01/26/18	0.1625	0.0300	0.003968	1	556,786,996.99	335,380.99	0.00	66,386.82	0.00	66,386.82	5,605,843.66
01/27/18	0.1625	0.0300	0.003968	0	556,786,996.99	0.00	0.00	0.00	0.00	0.00	5,605,843.66
01/28/18	0.1625	0.0300	0.003968	0	556,786,996.99	0.00	0.00	0.00	0.00	0.00	5,605,843.66
01/29/18	0.1625	0.0300	0.003968	1	556,786,996.99	335,581.44	0.00	66,394.73	0.00	66,394.73	6,007,819.83
01/30/18	0.1625	0.0300	0.003968	1	556,786,996.99	335,782.02	0.00	66,402.63	0.00	66,402.63	6,410,004.48
01/31/18	0.1625	0.0300	0.003968	1	556,786,996.99	335,982.71	0.00	66,410.53	0.00	66,410.53	6,812,397.72
02/01/18	0.1625	0.0300	0.003968	1	556,786,996.99	336,183.52	0.00	66,418.44	0.00	66,418.44	7,214,999.68
02/02/18	0.1625	0.0300	0.003968	1	556,786,996.99	336,384.46	0.00	66,426.35	0.00	66,426.35	7,617,810.49
02/03/18	0.1625	0.0300	0.003968	0	556,786,996.99	0.00	0.00	0.00	0.00	0.00	7,617,810.49
02/04/18	0.1625	0.0300	0.003968	0	556,786,996.99	0.00	0.00	0.00	0.00	0.00	7,617,810.49
02/05/18	0.1625	0.0300	0.003968	1	556,786,996.99	336,585.51	0.00	66,434.26	0.00	66,434.26	8,020,830.25

Appendix 2 (cont.)

Class Interest Amount for the Series 2014-2 Notes (cont.)

Date	Class Interest			Daycount	Class Principal Balance	Current Interest Due	Overdue Interest	Current Penalty Interest	Overdue Current Penalty Interest	Penalty Interest	Class Interest Amount
	Rate	Penalty Rate	Denominator								
	16.25%	3.00%	252		EoD		EoD		EoD		
02/06/18	0.1625	0.0300	0.003968	1	556,786,996.99	336,786.68	0.00	66,442.16	0.00	66,442.16	8,424,059.10
02/07/18	0.1625	0.0300	0.003968	1	556,786,996.99	336,987.98	0.00	66,450.07	0.00	66,450.07	8,827,497.15
02/08/18	0.1625	0.0300	0.003968	1	556,786,996.99	337,189.39	0.00	66,457.98	0.00	66,457.98	9,231,144.52
02/09/18	0.1625	0.0300	0.003968	1	556,786,996.99	337,390.93	0.00	66,465.90	0.00	66,465.90	9,635,001.35
02/10/18	0.1625	0.0300	0.003968	0	556,786,996.99	0.00	0.00	0.00	0.00	0.00	9,635,001.35
02/11/18	0.1625	0.0300	0.003968	0	556,786,996.99	0.00	0.00	0.00	0.00	0.00	9,635,001.35
02/12/18	0.1625	0.0300	0.003968	0	556,786,996.99	0.00	0.00	0.00	0.00	0.00	9,635,001.35
02/13/18	0.1625	0.0300	0.003968	0	556,786,996.99	0.00	0.00	0.00	0.00	0.00	9,635,001.35
02/14/18	0.1625	0.0300	0.003968	1	556,786,996.99	337,592.58	0.00	66,473.81	0.00	66,473.81	10,039,067.74
02/15/18	0.1625	0.0300	0.003968	1	556,786,996.99	337,794.36	0.00	66,481.72	0.00	66,481.72	10,443,343.82
02/16/18	0.1625	0.0300	0.003968	1	556,786,996.99	337,996.25	0.00	66,489.64	0.00	66,489.64	10,847,829.71
02/17/18	0.1625	0.0300	0.003968	0	556,786,996.99	0.00	0.00	0.00	0.00	0.00	10,847,829.71
02/18/18	0.1625	0.0300	0.003968	0	556,786,996.99	0.00	0.00	0.00	0.00	0.00	10,847,829.71
02/19/18	0.1625	0.0300	0.003968	1	556,786,996.99	338,198.27	0.00	66,497.55	0.00	66,497.55	11,252,525.53
02/20/18	0.1625	0.0300	0.003968	1	556,786,996.99	338,400.41	0.00	66,505.47	0.00	66,505.47	11,657,431.41
02/21/18	0.1625	0.0300	0.003968	1	556,786,996.99	338,602.67	0.00	66,513.39	0.00	66,513.39	12,062,547.46
02/22/18	0.1625	0.0300	0.003968	1	556,786,996.99	338,805.05	0.00	66,521.30	0.00	66,521.30	12,467,873.81
02/23/18	0.1625	0.0300	0.003968	1	556,786,996.99	339,007.55	0.00	66,529.22	0.00	66,529.22	12,873,410.58
02/24/18	0.1625	0.0300	0.003968	0	556,786,996.99	0.00	0.00	0.00	0.00	0.00	12,873,410.58
02/25/18	0.1625	0.0300	0.003968	0	556,786,996.99	0.00	0.00	0.00	0.00	0.00	12,873,410.58
02/26/18	0.1625	0.0300	0.003968	1	556,786,996.99	339,210.17	0.00	66,537.14	0.00	66,537.14	13,279,157.89
02/27/18	0.1625	0.0300	0.003968	1	556,786,996.99	339,412.91	0.00	66,545.07	0.00	66,545.07	13,685,115.87
02/28/18	0.1625	0.0300	0.003968	1	556,786,996.99	339,615.77	0.00	66,552.99	0.00	66,552.99	14,091,284.63
03/01/18	0.1625	0.0300	0.003968	1	556,786,996.99	339,818.76	0.00	66,560.91	0.00	66,560.91	14,497,664.30
03/02/18	0.1625	0.0300	0.003968	1	556,786,996.99	340,021.86	0.00	66,568.83	0.00	66,568.83	14,904,254.99
03/03/18	0.1625	0.0300	0.003968	0	556,786,996.99	0.00	0.00	0.00	0.00	0.00	14,904,254.99
03/04/18	0.1625	0.0300	0.003968	0	556,786,996.99	0.00	0.00	0.00	0.00	0.00	14,904,254.99
03/05/18	0.1625	0.0300	0.003968	1	556,786,996.99	340,225.09	0.00	66,576.76	0.00	66,576.76	15,311,056.85
03/06/18	0.1625	0.0300	0.003968	1	556,786,996.99	340,428.44	0.00	66,584.68	0.00	66,584.68	15,718,069.97
03/07/18	0.1625	0.0300	0.003968	1	556,786,996.99	340,631.91	0.00	66,592.61	0.00	66,592.61	16,125,294.49
03/08/18	0.1625	0.0300	0.003968	1	556,786,996.99	340,835.50	0.00	66,600.54	0.00	66,600.54	16,532,730.54

Appendix 2 (cont.)

Class Interest Amount for the Series 2014-2 Notes (cont.)

Date	Class Interest			Daycount	Class Principal Balance	Current Interest Due	Overdue Interest	Current Penalty Interest	Overdue Current Penalty Interest	Penalty Interest	Class Interest Amount
	Rate	Penalty Rate	Denominator								
	16.25%	3.00%	252		EoD		EoD		EoD		
03/09/18	0.1625	0.0300	0.003968	1	556,786,996.99	341,039.22	0.00	66,608.47	0.00	66,608.47	16,940,378.22
03/10/18	0.1625	0.0300	0.003968	0	556,786,996.99	0.00	0.00	0.00	0.00	0.00	16,940,378.22
03/11/18	0.1625	0.0300	0.003968	0	556,786,996.99	0.00	0.00	0.00	0.00	0.00	16,940,378.22
03/12/18	0.1625	0.0300	0.003968	1	556,786,996.99	341,243.05	0.00	66,616.40	0.00	66,616.40	17,348,237.68
03/13/18	0.1625	0.0300	0.003968	1	556,786,996.99	341,447.01	0.00	66,624.33	0.00	66,624.33	17,756,309.01
03/14/18	0.1625	0.0300	0.003968	1	556,786,996.99	341,651.09	0.00	66,632.26	0.00	66,632.26	18,164,592.36
03/15/18	0.1625	0.0300	0.003968	1	556,786,996.99	341,855.29	0.00	66,640.19	0.00	66,640.19	18,573,087.85
03/16/18	0.1625	0.0300	0.003968	1	556,786,996.99	342,059.62	0.00	66,648.13	0.00	66,648.13	18,981,795.59
03/17/18	0.1625	0.0300	0.003968	0	556,786,996.99	0.00	0.00	0.00	0.00	0.00	18,981,795.59
03/18/18	0.1625	0.0300	0.003968	0	556,786,996.99	0.00	0.00	0.00	0.00	0.00	18,981,795.59
03/19/18	0.1625	0.0300	0.003968	1	556,786,996.99	342,264.06	0.00	66,656.06	0.00	66,656.06	19,390,715.71
03/20/18	0.1625	0.0300	0.003968	1	556,786,996.99	342,468.63	0.00	66,663.99	0.00	66,663.99	19,799,848.33
03/21/18	0.1625	0.0300	0.003968	1	556,786,996.99	342,673.32	0.00	66,671.93	0.00	66,671.93	20,209,193.58
03/22/18	0.1625	0.0300	0.003968	1	556,786,996.99	342,878.13	0.00	66,679.87	0.00	66,679.87	20,618,751.58
03/23/18	0.1625	0.0300	0.003968	1	556,786,996.99	343,083.07	0.00	66,687.81	0.00	66,687.81	21,028,522.46
03/24/18	0.1625	0.0300	0.003968	0	556,786,996.99	0.00	0.00	0.00	0.00	0.00	21,028,522.46
03/25/18	0.1625	0.0300	0.003968	0	556,786,996.99	0.00	0.00	0.00	0.00	0.00	21,028,522.46
03/26/18	0.1625	0.0300	0.003968	1	556,786,996.99	343,288.12	0.00	66,695.74	0.00	66,695.74	21,438,506.32
03/27/18	0.1625	0.0300	0.003968	1	556,786,996.99	343,493.30	0.00	66,703.68	0.00	66,703.68	21,848,703.31
03/28/18	0.1625	0.0300	0.003968	1	556,786,996.99	343,698.61	0.00	66,711.63	0.00	66,711.63	22,259,113.54
03/29/18	0.1625	0.0300	0.003968	1	556,786,996.99	343,904.03	0.00	66,719.57	0.00	66,719.57	22,669,737.14
03/30/18	0.1625	0.0300	0.003968	0	556,786,996.99	0.00	0.00	0.00	0.00	0.00	22,669,737.14
03/31/18	0.1625	0.0300	0.003968	0	556,786,996.99	0.00	0.00	0.00	0.00	0.00	22,669,737.14
04/01/18	0.1625	0.0300	0.003968	0	556,786,996.99	0.00	0.00	0.00	0.00	0.00	22,669,737.14
04/02/18	0.1625	0.0300	0.003968	1	556,786,996.99	344,109.58	0.00	66,727.51	0.00	66,727.51	23,080,574.23
04/03/18	0.1625	0.0300	0.003968	1	556,786,996.99	344,315.25	0.00	66,735.45	0.00	66,735.45	23,491,624.94
04/04/18	0.1625	0.0300	0.003968	1	556,786,996.99	344,521.04	0.00	66,743.40	0.00	66,743.40	23,902,889.38
04/05/18	0.1625	0.0300	0.003968	1	556,786,996.99	344,726.96	0.00	66,751.34	0.00	66,751.34	24,314,367.68
04/06/18				**60**		**20,323,318.48**		**3,991,049.20**			**24,314,367.68**

Appendix 2 (cont.)

Class Interest Amount for the Series 2014-2 Notes (cont.)

Date	Class Interest			Daycount	Class Principal Balance	Current Interest Due	Overdue Interest	Current Penalty Interest	Overdue Current Penalty Interest	Penalty Interest	Class Interest Amount
	Rate	Penalty Rate	Denominator								
	16.25%	3.00%	252		EoD		EoD		EoD		
04/06/18	0.1625	0.0300	0.003968	1	524,041,293.52	313,214.18	0.00	62,385.87	0.00	62,385.87	375,600.05
04/07/18	0.1625	0.0300	0.003968	0	524,041,293.52	0.00	0.00	0.00	0.00	0.00	375,600.05
04/08/18	0.1625	0.0300	0.003968	0	524,041,293.52	0.00	0.00	0.00	0.00	0.00	375,600.05
04/09/18	0.1625	0.0300	0.003968	1	524,041,293.52	313,401.39	0.00	62,393.30	0.00	62,393.30	751,394.73
04/10/18	0.1625	0.0300	0.003968	1	524,041,293.52	313,588.70	0.00	62,400.72	0.00	62,400.72	1,127,384.16
04/11/18	0.1625	0.0300	0.003968	1	524,041,293.52	313,776.13	0.00	62,408.15	0.00	62,408.15	1,503,568.44
04/12/18	0.1625	0.0300	0.003968	1	524,041,293.52	313,963.67	0.00	62,415.58	0.00	62,415.58	1,879,947.70
04/13/18	0.1625	0.0300	0.003968	1	524,041,293.52	314,151.33	0.00	62,423.01	0.00	62,423.01	2,256,522.04
04/14/18	0.1625	0.0300	0.003968	0	524,041,293.52	0.00	0.00	0.00	0.00	0.00	2,256,522.04
04/15/18	0.1625	0.0300	0.003968	0	524,041,293.52	0.00	0.00	0.00	0.00	0.00	2,256,522.04
04/16/18	0.1625	0.0300	0.003968	1	524,041,293.52	314,339.09	0.00	62,430.44	0.00	62,430.44	2,633,291.57
04/17/18	0.1625	0.0300	0.003968	1	524,041,293.52	314,526.97	0.00	62,437.88	0.00	62,437.88	3,010,256.42
04/18/18	0.1625	0.0300	0.003968	1	524,041,293.52	314,714.96	0.00	62,445.31	0.00	62,445.31	3,387,416.68
04/19/18	0.1625	0.0300	0.003968	1	524,041,293.52	314,903.06	0.00	62,452.74	0.00	62,452.74	3,764,772.49
04/20/18	0.1625	0.0300	0.003968	1	524,041,293.52	315,091.27	0.00	62,460.18	0.00	62,460.18	4,142,323.94
04/21/18	0.1625	0.0300	0.003968	0	524,041,293.52	0.00	0.00	0.00	0.00	0.00	4,142,323.94
04/22/18	0.1625	0.0300	0.003968	0	524,041,293.52	0.00	0.00	0.00	0.00	0.00	4,142,323.94
04/23/18	0.1625	0.0300	0.003968	0	524,041,293.52	0.00	0.00	0.00	0.00	0.00	4,142,323.94
04/24/18	0.1625	0.0300	0.003968	1	524,041,293.52	315,279.60	0.00	62,467.61	0.00	62,467.61	4,520,071.15
04/25/18	0.1625	0.0300	0.003968	1	524,041,293.52	315,468.04	0.00	62,475.05	0.00	62,475.05	4,898,014.24
04/26/18	0.1625	0.0300	0.003968	1	524,041,293.52	315,656.59	0.00	62,482.49	0.00	62,482.49	5,276,153.32
04/27/18	0.1625	0.0300	0.003968	1	524,041,293.52	315,845.26	0.00	62,489.93	0.00	62,489.93	5,654,488.51
04/28/18	0.1625	0.0300	0.003968	0	524,041,293.52	0.00	0.00	0.00	0.00	0.00	5,654,488.51
04/29/18	0.1625	0.0300	0.003968	0	524,041,293.52	0.00	0.00	0.00	0.00	0.00	5,654,488.51
04/30/18	0.1625	0.0300	0.003968	1	524,041,293.52	316,034.04	0.00	62,497.36	0.00	62,497.36	6,033,019.91
05/01/18	0.1625	0.0300	0.003968	0	524,041,293.52	0.00	0.00	0.00	0.00	0.00	6,033,019.91
05/02/18	0.1625	0.0300	0.003968	1	524,041,293.52	316,222.93	0.00	62,504.80	0.00	62,504.80	6,411,747.64
05/03/18	0.1625	0.0300	0.003968	1	524,041,293.52	316,411.93	0.00	62,512.25	0.00	62,512.25	6,790,671.81
05/04/18	0.1625	0.0300	0.003968	1	524,041,293.52	316,601.05	0.00	62,519.69	0.00	62,519.69	7,169,792.55
05/05/18	0.1625	0.0300	0.003968	0	524,041,293.52	0.00	0.00	0.00	0.00	0.00	7,169,792.55
05/06/18	0.1625	0.0300	0.003968	0	524,041,293.52	0.00	0.00	0.00	0.00	0.00	7,169,792.55

Appendix 2 (cont.)

Class Interest Amount for the Series 2014-2 Notes (cont.)

Date	Class Interest			Daycount	Class Principal Balance	Current Interest Due	Overdue Interest	Current Penalty Interest	Overdue Current Penalty Interest	Penalty Interest	Class Interest Amount
	Rate	Penalty Rate	Denominator								
	16.25%	3.00%	252		EoD		EoD		EoD		
05/07/18	0.1625	0.0300	0.003968	1	524,041,293.52	316,790.27	0.00	62,527.13	0.00	62,527.13	7,549,109.95
05/08/18	0.1625	0.0300	0.003968	1	524,041,293.52	316,979.62	0.00	62,534.57	0.00	62,534.57	7,928,624.14
05/09/18	0.1625	0.0300	0.003968	1	524,041,293.52	317,169.07	0.00	62,542.02	0.00	62,542.02	8,308,335.23
05/10/18	0.1625	0.0300	0.003968	1	524,041,293.52	317,358.64	0.00	62,549.46	0.00	62,549.46	8,688,243.34
05/11/18	0.1625	0.0300	0.003968	1	524,041,293.52	317,548.32	0.00	62,556.91	0.00	62,556.91	9,068,348.57
05/12/18	0.1625	0.0300	0.003968	0	524,041,293.52	0.00	0.00	0.00	0.00	0.00	9,068,348.57
05/13/18	0.1625	0.0300	0.003968	0	524,041,293.52	0.00	0.00	0.00	0.00	0.00	9,068,348.57
05/14/18	0.1625	0.0300	0.003968	1	524,041,293.52	317,738.12	0.00	62,564.36	0.00	62,564.36	9,448,651.05
05/15/18	0.1625	0.0300	0.003968	1	524,041,293.52	317,928.03	0.00	62,571.81	0.00	62,571.81	9,829,150.88
05/16/18	0.1625	0.0300	0.003968	1	524,041,293.52	318,118.05	0.00	62,579.26	0.00	62,579.26	10,209,848.19
05/17/18	0.1625	0.0300	0.003968	1	524,041,293.52	318,308.19	0.00	62,586.70	0.00	62,586.70	10,590,743.08
05/18/18	0.1625	0.0300	0.003968	1	524,041,293.52	318,498.44	0.00	62,594.16	0.00	62,594.16	10,971,835.67
05/19/18	0.1625	0.0300	0.003968	0	524,041,293.52	0.00	0.00	0.00	0.00	0.00	10,971,835.67
05/20/18	0.1625	0.0300	0.003968	0	524,041,293.52	0.00	0.00	0.00	0.00	0.00	10,971,835.67
05/21/18	0.1625	0.0300	0.003968	1	524,041,293.52	318,688.80	0.00	62,601.61	0.00	62,601.61	11,353,126.08
05/22/18	0.1625	0.0300	0.003968	1	524,041,293.52	318,879.28	0.00	62,609.06	0.00	62,609.06	11,734,614.41
05/23/18	0.1625	0.0300	0.003968	1	524,041,293.52	319,069.87	0.00	62,616.51	0.00	62,616.51	12,116,300.79
05/24/18	0.1625	0.0300	0.003968	1	524,041,293.52	319,260.57	0.00	62,623.97	0.00	62,623.97	12,498,185.33
05/25/18	0.1625	0.0300	0.003968	1	524,041,293.52	319,451.39	0.00	62,631.42	0.00	62,631.42	12,880,268.14
05/26/18	0.1625	0.0300	0.003968	0	524,041,293.52	0.00	0.00	0.00	0.00	0.00	12,880,268.14
05/27/18	0.1625	0.0300	0.003968	0	524,041,293.52	0.00	0.00	0.00	0.00	0.00	12,880,268.14
05/28/18	0.1625	0.0300	0.003968	1	524,041,293.52	319,642.32	0.00	62,638.88	0.00	62,638.88	13,262,549.35
05/29/18	0.1625	0.0300	0.003968	1	524,041,293.52	319,833.37	0.00	62,646.34	0.00	62,646.34	13,645,029.05
05/30/18	0.1625	0.0300	0.003968	1	524,041,293.52	320,024.53	0.00	62,653.79	0.00	62,653.79	14,027,707.38
05/31/18	0.1625	0.0300	0.003968	0	524,041,293.52	0.00	0.00	0.00	0.00	0.00	14,027,707.38
06/01/18	0.1625	0.0300	0.003968	1	524,041,293.52	320,215.81	0.00	62,661.25	0.00	62,661.25	14,410,584.44
06/02/18	0.1625	0.0300	0.003968	0	524,041,293.52	0.00	0.00	0.00	0.00	0.00	14,410,584.44
06/03/18	0.1625	0.0300	0.003968	0	524,041,293.52	0.00	0.00	0.00	0.00	0.00	14,410,584.44
06/04/18	0.1625	0.0300	0.003968	1	524,041,293.52	320,407.20	0.00	62,668.71	0.00	62,668.71	14,793,660.35
06/05/18	0.1625	0.0300	0.003968	1	524,041,293.52	320,598.70	0.00	62,676.17	0.00	62,676.17	15,176,935.22
06/06/18	0.1625	0.0300	0.003968	1	524,041,293.52	320,790.32	0.00	62,683.63	0.00	62,683.63	15,560,409.18

Appendix 2 (cont.)

Class Interest Amount for the Series 2014-2 Notes (cont.)

Date	Class Interest			Daycount	Class Principal Balance	Current Interest Due	Overdue Interest	Current Penalty Interest	Overdue Current Penalty Interest	Penalty Interest	Class Interest Amount
	Rate	Penalty Rate	Denominator								
	16.25%	3.00%	252		EoD		EoD		EoD		
06/07/18	0.1625	0.0300	0.003968	1	524,041,293.52	320,982.05	0.00	62,691.10	0.00	62,691.10	15,944,082.32
06/08/18	0.1625	0.0300	0.003968	1	524,041,293.52	321,173.90	0.00	62,698.56	0.00	62,698.56	16,327,954.78
06/09/18	0.1625	0.0300	0.003968	0	524,041,293.52	0.00	0.00	0.00	0.00	0.00	16,327,954.78
06/10/18	0.1625	0.0300	0.003968	0	524,041,293.52	0.00	0.00	0.00	0.00	0.00	16,327,954.78
06/11/18	0.1625	0.0300	0.003968	1	524,041,293.52	321,365.86	0.00	62,706.02	0.00	62,706.02	16,712,026.67
06/12/18	0.1625	0.0300	0.003968	1	524,041,293.52	321,557.94	0.00	62,713.49	0.00	62,713.49	17,096,298.10
06/13/18	0.1625	0.0300	0.003968	1	524,041,293.52	321,750.13	0.00	62,720.96	0.00	62,720.96	17,480,769.19
06/14/18	0.1625	0.0300	0.003968	1	524,041,293.52	321,942.44	0.00	62,728.42	0.00	62,728.42	17,865,440.05
06/15/18	0.1625	0.0300	0.003968	1	524,041,293.52	322,134.86	0.00	62,735.89	0.00	62,735.89	18,250,310.80
06/16/18	0.1625	0.0300	0.003968	0	524,041,293.52	0.00	0.00	0.00	0.00	0.00	18,250,310.80
06/17/18	0.1625	0.0300	0.003968	0	524,041,293.52	0.00	0.00	0.00	0.00	0.00	18,250,310.80
06/18/18	0.1625	0.0300	0.003968	1	524,041,293.52	322,327.40	0.00	62,743.36	0.00	62,743.36	18,635,381.55
06/19/18	0.1625	0.0300	0.003968	1	524,041,293.52	322,520.05	0.00	62,750.83	0.00	62,750.83	19,020,652.43
06/20/18	0.1625	0.0300	0.003968	1	524,041,293.52	322,712.82	0.00	62,758.30	0.00	62,758.30	19,406,123.54
06/21/18	0.1625	0.0300	0.003968	1	524,041,293.52	322,905.70	0.00	62,765.77	0.00	62,765.77	19,791,795.01
06/22/18	0.1625	0.0300	0.003968	1	524,041,293.52	323,098.70	0.00	62,773.24	0.00	62,773.24	20,177,666.95
06/23/18	0.1625	0.0300	0.003968	0	524,041,293.52	0.00	0.00	0.00	0.00	0.00	20,177,666.95
06/24/18	0.1625	0.0300	0.003968	0	524,041,293.52	0.00	0.00	0.00	0.00	0.00	20,177,666.95
06/25/18	0.1625	0.0300	0.003968	1	524,041,293.52	323,291.81	0.00	62,780.71	0.00	62,780.71	20,563,739.47
06/26/18	0.1625	0.0300	0.003968	1	524,041,293.52	323,485.04	0.00	62,788.19	0.00	62,788.19	20,950,012.69
06/27/18	0.1625	0.0300	0.003968	1	524,041,293.52	323,678.38	0.00	62,795.66	0.00	62,795.66	21,336,486.74
06/28/18	0.1625	0.0300	0.003968	1	524,041,293.52	323,871.84	0.00	62,803.14	0.00	62,803.14	21,723,161.71
06/29/18	0.1625	0.0300	0.003968	1	524,041,293.52	324,065.41	0.00	62,810.62	0.00	62,810.62	22,110,037.74
06/30/18	0.1625	0.0300	0.003968	0	524,041,293.52	0.00	0.00	0.00	0.00	0.00	22,110,037.74
07/01/18	0.1625	0.0300	0.003968	0	524,041,293.52	0.00	0.00	0.00	0.00	0.00	22,110,037.74
07/02/18	0.1625	0.0300	0.003968	1	524,041,293.52	324,259.11	0.00	62,818.09	0.00	62,818.09	22,497,114.94
07/03/18	0.1625	0.0300	0.003968	1	524,041,293.52	324,452.91	0.00	62,825.57	0.00	62,825.57	22,884,393.42
07/04/18	0.1625	0.0300	0.003968	1	524,041,293.52	324,646.83	0.00	62,833.05	0.00	62,833.05	23,271,873.31
07/05/18	0.1625	0.0300	0.003968	1	524,041,293.52	324,840.87	0.00	62,840.53	0.00	62,840.53	23,659,554.71
07/06/18				**62**		**19,777,553.13**		**3,882,001.58**			**23,659,554.71**

Appendix 3

Class Interest Amount for the Series 2014-3 Notes

Date	Class Interest			Daycount	Class Principal Balance	Current Interest Due	Overdue Interest	Current Capitalized Interest	Overdue Capitalized Interest	Capitalized Interest	Class Interest Amount
	Rate	Overdue Incremental Rate	Denominator								
	6.75%	3.00%	360		EoD		EoD		EoD		
01/06/18	0.0675	0.0300	0.002778	1	847,655,045.27	158,935.32	0.00	70,637.92	0.00	70,637.92	229,573.24
01/07/18	0.0675	0.0300	0.002778	1	847,655,045.27	158,935.32	0.00	70,637.92	0.00	70,637.92	459,146.48
01/08/18	0.0675	0.0300	0.002778	1	847,655,045.27	158,935.32	0.00	70,637.92	0.00	70,637.92	688,719.72
01/09/18	0.0675	0.0300	0.002778	1	847,655,045.27	158,935.32	0.00	70,637.92	0.00	70,637.92	918,292.96
01/10/18	0.0675	0.0300	0.002778	1	847,655,045.27	158,935.32	0.00	70,637.92	0.00	70,637.92	1,147,866.20
01/11/18	0.0675	0.0300	0.002778	1	847,655,045.27	158,935.32	0.00	70,637.92	0.00	70,637.92	1,377,439.44
01/12/18	0.0675	0.0300	0.002778	1	847,655,045.27	158,935.32	0.00	70,637.92	0.00	70,637.92	1,607,012.68
01/13/18	0.0675	0.0300	0.002778	1	847,655,045.27	158,935.32	0.00	70,637.92	0.00	70,637.92	1,836,585.92
01/14/18	0.0675	0.0300	0.002778	1	847,655,045.27	158,935.32	0.00	70,637.92	0.00	70,637.92	2,066,159.16
01/15/18	0.0675	0.0300	0.002778	1	847,655,045.27	158,935.32	0.00	70,637.92	0.00	70,637.92	2,295,732.40
01/16/18	0.0675	0.0300	0.002778	1	847,655,045.27	158,935.32	0.00	70,637.92	0.00	70,637.92	2,525,305.64
01/17/18	0.0675	0.0300	0.002778	1	847,655,045.27	158,935.32	0.00	70,637.92	0.00	70,637.92	2,754,878.88
01/18/18	0.0675	0.0300	0.002778	1	847,655,045.27	158,935.32	0.00	70,637.92	0.00	70,637.92	2,984,452.12
01/19/18	0.0675	0.0300	0.002778	1	847,655,045.27	158,935.32	0.00	70,637.92	0.00	70,637.92	3,214,025.36
01/20/18	0.0675	0.0300	0.002778	1	847,655,045.27	158,935.32	0.00	70,637.92	0.00	70,637.92	3,443,598.60
01/21/18	0.0675	0.0300	0.002778	1	847,655,045.27	158,935.32	0.00	70,637.92	0.00	70,637.92	3,673,171.84
01/22/18	0.0675	0.0300	0.002778	1	847,655,045.27	158,935.32	0.00	70,637.92	0.00	70,637.92	3,902,745.08
01/23/18	0.0675	0.0300	0.002778	1	847,655,045.27	158,935.32	0.00	70,637.92	0.00	70,637.92	4,132,318.32
01/24/18	0.0675	0.0300	0.002778	1	847,655,045.27	158,935.32	0.00	70,637.92	0.00	70,637.92	4,361,891.56
01/25/18	0.0675	0.0300	0.002778	1	847,655,045.27	158,935.32	0.00	70,637.92	0.00	70,637.92	4,591,464.80
01/26/18	0.0675	0.0300	0.002778	1	847,655,045.27	158,935.32	0.00	70,637.92	0.00	70,637.92	4,821,038.04
01/27/18	0.0675	0.0300	0.002778	1	847,655,045.27	158,935.32	0.00	70,637.92	0.00	70,637.92	5,050,611.28
01/28/18	0.0675	0.0300	0.002778	1	847,655,045.27	158,935.32	0.00	70,637.92	0.00	70,637.92	5,280,184.52
01/29/18	0.0675	0.0300	0.002778	1	847,655,045.27	158,935.32	0.00	70,637.92	0.00	70,637.92	5,509,757.76
01/30/18	0.0675	0.0300	0.002778	0	847,655,045.27	0.00	0.00	0.00	0.00	0.00	5,509,757.76
01/31/18	0.0675	0.0300	0.002778	1	847,655,045.27	158,935.32	0.00	70,637.92	0.00	70,637.92	5,739,331.00
02/01/18	0.0675	0.0300	0.002778	1	847,655,045.27	158,935.32	0.00	70,637.92	0.00	70,637.92	5,968,904.24
02/02/18	0.0675	0.0300	0.002778	1	847,655,045.27	158,935.32	0.00	70,637.92	0.00	70,637.92	6,198,477.48
02/03/18	0.0675	0.0300	0.002778	1	847,655,045.27	158,935.32	0.00	70,637.92	0.00	70,637.92	6,428,050.72
02/04/18	0.0675	0.0300	0.002778	1	847,655,045.27	158,935.32	0.00	70,637.92	0.00	70,637.92	6,657,623.96
02/05/18	0.0675	0.0300	0.002778	1	847,655,045.27	158,935.32	0.00	70,637.92	0.00	70,637.92	6,887,197.20

Appendix 3 (cont.)

Class Interest Amount for the Series 2014-3 Notes (cont.)

Date	Class Interest			Daycount	Class Principal Balance	Current Interest Due	Overdue Interest	Current Capitalized Interest	Overdue Capitalized Interest	Capitalized Interest	Class Interest Amount
	Rate	Overdue Incremental Rate	Denominator								
	6.75%	3.00%	360		EoD		EoD		EoD		
02/06/18	0.0675	0.0300	0.002778	1	847,655,045.27	158,935.32	0.00	70,637.92	0.00	70,637.92	7,116,770.44
02/07/18	0.0675	0.0300	0.002778	1	847,655,045.27	158,935.32	0.00	70,637.92	0.00	70,637.92	7,346,343.68
02/08/18	0.0675	0.0300	0.002778	1	847,655,045.27	158,935.32	0.00	70,637.92	0.00	70,637.92	7,575,916.92
02/09/18	0.0675	0.0300	0.002778	1	847,655,045.27	158,935.32	0.00	70,637.92	0.00	70,637.92	7,805,490.16
02/10/18	0.0675	0.0300	0.002778	1	847,655,045.27	158,935.32	0.00	70,637.92	0.00	70,637.92	8,035,063.40
02/11/18	0.0675	0.0300	0.002778	1	847,655,045.27	158,935.32	0.00	70,637.92	0.00	70,637.92	8,264,636.64
02/12/18	0.0675	0.0300	0.002778	1	847,655,045.27	158,935.32	0.00	70,637.92	0.00	70,637.92	8,494,209.88
02/13/18	0.0675	0.0300	0.002778	1	847,655,045.27	158,935.32	0.00	70,637.92	0.00	70,637.92	8,723,783.12
02/14/18	0.0675	0.0300	0.002778	1	847,655,045.27	158,935.32	0.00	70,637.92	0.00	70,637.92	8,953,356.36
02/15/18	0.0675	0.0300	0.002778	1	847,655,045.27	158,935.32	0.00	70,637.92	0.00	70,637.92	9,182,929.60
02/16/18	0.0675	0.0300	0.002778	1	847,655,045.27	158,935.32	0.00	70,637.92	0.00	70,637.92	9,412,502.84
02/17/18	0.0675	0.0300	0.002778	1	847,655,045.27	158,935.32	0.00	70,637.92	0.00	70,637.92	9,642,076.08
02/18/18	0.0675	0.0300	0.002778	1	847,655,045.27	158,935.32	0.00	70,637.92	0.00	70,637.92	9,871,649.32
02/19/18	0.0675	0.0300	0.002778	1	847,655,045.27	158,935.32	0.00	70,637.92	0.00	70,637.92	10,101,222.56
02/20/18	0.0675	0.0300	0.002778	1	847,655,045.27	158,935.32	0.00	70,637.92	0.00	70,637.92	10,330,795.80
02/21/18	0.0675	0.0300	0.002778	1	847,655,045.27	158,935.32	0.00	70,637.92	0.00	70,637.92	10,560,369.04
02/22/18	0.0675	0.0300	0.002778	1	847,655,045.27	158,935.32	0.00	70,637.92	0.00	70,637.92	10,789,942.28
02/23/18	0.0675	0.0300	0.002778	1	847,655,045.27	158,935.32	0.00	70,637.92	0.00	70,637.92	11,019,515.52
02/24/18	0.0675	0.0300	0.002778	1	847,655,045.27	158,935.32	0.00	70,637.92	0.00	70,637.92	11,249,088.76
02/25/18	0.0675	0.0300	0.002778	1	847,655,045.27	158,935.32	0.00	70,637.92	0.00	70,637.92	11,478,662.00
02/26/18	0.0675	0.0300	0.002778	1	847,655,045.27	158,935.32	0.00	70,637.92	0.00	70,637.92	11,708,235.24
02/27/18	0.0675	0.0300	0.002778	1	847,655,045.27	158,935.32	0.00	70,637.92	0.00	70,637.92	11,937,808.48
02/28/18	0.0675	0.0300	0.002778	3	847,655,045.27	476,805.96	0.00	211,913.76	0.00	211,913.76	12,626,528.20
03/01/18	0.0675	0.0300	0.002778	1	847,655,045.27	158,935.32	0.00	70,637.92	0.00	70,637.92	12,856,101.44
03/02/18	0.0675	0.0300	0.002778	1	847,655,045.27	158,935.32	0.00	70,637.92	0.00	70,637.92	13,085,674.68
03/03/18	0.0675	0.0300	0.002778	1	847,655,045.27	158,935.32	0.00	70,637.92	0.00	70,637.92	13,315,247.92
03/04/18	0.0675	0.0300	0.002778	1	847,655,045.27	158,935.32	0.00	70,637.92	0.00	70,637.92	13,544,821.16
03/05/18	0.0675	0.0300	0.002778	1	847,655,045.27	158,935.32	0.00	70,637.92	0.00	70,637.92	13,774,394.40
03/06/18	0.0675	0.0300	0.002778	1	847,655,045.27	158,935.32	0.00	70,637.92	0.00	70,637.92	14,003,967.64
03/07/18	0.0675	0.0300	0.002778	1	847,655,045.27	158,935.32	0.00	70,637.92	0.00	70,637.92	14,233,540.88
03/08/18	0.0675	0.0300	0.002778	1	847,655,045.27	158,935.32	0.00	70,637.92	0.00	70,637.92	14,463,114.12

Appendix 3 (cont.)

Class Interest Amount for the Series 2014-3 Notes (cont.)

Date	Class Interest			Daycount	Class Principal Balance	Current Interest Due	Overdue Interest	Current Capitalized Interest	Overdue Capitalized Interest	Capitalized Interest	Class Interest Amount
	Rate	Overdue Incremental Rate	Denominator								
	6.75%	3.00%	360		EoD		EoD		EoD		
03/09/18	0.0675	0.0300	0.002778	1	847,655,045.27	158,935.32	0.00	70,637.92	0.00	70,637.92	14,692,687,36
03/10/18	0.0675	0.0300	0.002778	1	847,655,045.27	158,935.32	0.00	70,637.92	0.00	70,637.92	14,922,260,60
03/11/18	0.0675	0.0300	0.002778	1	847,655,045.27	158,935.32	0.00	70,637.92	0.00	70,637.92	15,151,833,84
03/12/18	0.0675	0.0300	0.002778	1	847,655,045.27	158,935.32	0.00	70,637.92	0.00	70,637.92	15,381,407,08
03/13/18	0.0675	0.0300	0.002778	1	847,655,045.27	158,935.32	0.00	70,637.92	0.00	70,637.92	15,610,980,32
03/14/18	0.0675	0.0300	0.002778	1	847,655,045.27	158,935.32	0.00	70,637.92	0.00	70,637.92	15,840,553,56
03/15/18	0.0675	0.0300	0.002778	1	847,655,045.27	158,935.32	0.00	70,637.92	0.00	70,637.92	16,070,126,80
03/16/18	0.0675	0.0300	0.002778	1	847,655,045.27	158,935.32	0.00	70,637.92	0.00	70,637.92	16,299,700,04
03/17/18	0.0675	0.0300	0.002778	1	847,655,045.27	158,935.32	0.00	70,637.92	0.00	70,637.92	16,529,273,28
03/18/18	0.0675	0.0300	0.002778	1	847,655,045.27	158,935.32	0.00	70,637.92	0.00	70,637.92	16,758,846,52
03/19/18	0.0675	0.0300	0.002778	1	847,655,045.27	158,935.32	0.00	70,637.92	0.00	70,637.92	16,988,419,76
03/20/18	0.0675	0.0300	0.002778	1	847,655,045.27	158,935.32	0.00	70,637.92	0.00	70,637.92	17,217,993,00
03/21/18	0.0675	0.0300	0.002778	1	847,655,045.27	158,935.32	0.00	70,637.92	0.00	70,637.92	17,447,566,24
03/22/18	0.0675	0.0300	0.002778	1	847,655,045.27	158,935.32	0.00	70,637.92	0.00	70,637.92	17,677,139,48
03/23/18	0.0675	0.0300	0.002778	1	847,655,045.27	158,935.32	0.00	70,637.92	0.00	70,637.92	17,906,712,72
03/24/18	0.0675	0.0300	0.002778	1	847,655,045.27	158,935.32	0.00	70,637.92	0.00	70,637.92	18,136,285,96
03/25/18	0.0675	0.0300	0.002778	1	847,655,045.27	158,935.32	0.00	70,637.92	0.00	70,637.92	18,365,859,20
03/26/18	0.0675	0.0300	0.002778	1	847,655,045.27	158,935.32	0.00	70,637.92	0.00	70,637.92	18,595,432,44
03/27/18	0.0675	0.0300	0.002778	1	847,655,045.27	158,935.32	0.00	70,637.92	0.00	70,637.92	18,825,005,68
03/28/18	0.0675	0.0300	0.002778	1	847,655,045.27	158,935.32	0.00	70,637.92	0.00	70,637.92	19,054,578,92
03/29/18	0.0675	0.0300	0.002778	1	847,655,045.27	158,935.32	0.00	70,637.92	0.00	70,637.92	19,284,152,16
03/30/18	0.0675	0.0300	0.002778	0	847,655,045.27	0.00	0.00	0.00	0.00	0.00	19,284,152,16
03/31/18	0.0675	0.0300	0.002778	1	847,655,045.27	158,935.32	0.00	70,637.92	0.00	70,637.92	19,513,725,40
04/01/18	0.0675	0.0300	0.002778	1	847,655,045.27	158,935.32	0.00	70,637.92	0.00	70,637.92	19,743,298,64
04/02/18	0.0675	0.0300	0.002778	1	847,655,045.27	158,935.32	0.00	70,637.92	0.00	70,637.92	19,972,871,88
04/03/18	0.0675	0.0300	0.002778	1	847,655,045.27	158,935.32	0.00	70,637.92	0.00	70,637.92	20,202,445,12
04/04/18	0.0675	0.0300	0.002778	1	847,655,045.27	158,935.32	0.00	70,637.92	0.00	70,637.92	20,432,018,36
04/05/18	0.0675	0.0300	0.002778	1	847,655,045.27	158,935.32	0.00	70,637.92	0.00	70,637.92	20,661,591,60
04/06/18				**90**		**14,304,178.80**		**6,357,412.80**			**20,661,591.60**

Appendix 3 (cont.)

Class Interest Amount for the Series 2014-3 Notes (cont.)

Date	Class Interest			Daycount	Class Principal Balance	Current Interest Due	Overdue Interest	Current Capitalized Interest	Overdue Capitalized Interest	Capitalized Interest	Class Interest Amount
	Rate	Overdue Incremental Rate	Denominator								
	6.75%	3.00%	360		EoD		EoD		EoD		
04/06/18	0.0675	0.0300	0.002778	1	839,005,503.99	157,313.53	0.00	69,917.13	0.00	69,917.13	227,230.66
04/07/18	0.0675	0.0300	0.002778	1	839,005,503.99	157,313.53	0.00	69,917.13	0.00	69,917.13	454,461.32
04/08/18	0.0675	0.0300	0.002778	1	839,005,503.99	157,313.53	0.00	69,917.13	0.00	69,917.13	681,691.98
04/09/18	0.0675	0.0300	0.002778	1	839,005,503.99	157,313.53	0.00	69,917.13	0.00	69,917.13	908,922.64
04/10/18	0.0675	0.0300	0.002778	1	839,005,503.99	157,313.53	0.00	69,917.13	0.00	69,917.13	1,136,153.30
04/11/18	0.0675	0.0300	0.002778	1	839,005,503.99	157,313.53	0.00	69,917.13	0.00	69,917.13	1,363,383.96
04/12/18	0.0675	0.0300	0.002778	1	839,005,503.99	157,313.53	0.00	69,917.13	0.00	69,917.13	1,590,614.62
04/13/18	0.0675	0.0300	0.002778	1	839,005,503.99	157,313.53	0.00	69,917.13	0.00	69,917.13	1,817,845.28
04/14/18	0.0675	0.0300	0.002778	1	839,005,503.99	157,313.53	0.00	69,917.13	0.00	69,917.13	2,045,075.94
04/15/18	0.0675	0.0300	0.002778	1	839,005,503.99	157,313.53	0.00	69,917.13	0.00	69,917.13	2,272,306.60
04/16/18	0.0675	0.0300	0.002778	1	839,005,503.99	157,313.53	0.00	69,917.13	0.00	69,917.13	2,499,537.26
04/17/18	0.0675	0.0300	0.002778	1	839,005,503.99	157,313.53	0.00	69,917.13	0.00	69,917.13	2,726,767.92
04/18/18	0.0675	0.0300	0.002778	1	839,005,503.99	157,313.53	0.00	69,917.13	0.00	69,917.13	2,953,998.58
04/19/18	0.0675	0.0300	0.002778	1	839,005,503.99	157,313.53	0.00	69,917.13	0.00	69,917.13	3,181,229.24
04/20/18	0.0675	0.0300	0.002778	1	839,005,503.99	157,313.53	0.00	69,917.13	0.00	69,917.13	3,408,459.90
04/21/18	0.0675	0.0300	0.002778	1	839,005,503.99	157,313.53	0.00	69,917.13	0.00	69,917.13	3,635,690.56
04/22/18	0.0675	0.0300	0.002778	1	839,005,503.99	157,313.53	0.00	69,917.13	0.00	69,917.13	3,862,921.22
04/23/18	0.0675	0.0300	0.002778	1	839,005,503.99	157,313.53	0.00	69,917.13	0.00	69,917.13	4,090,151.88
04/24/18	0.0675	0.0300	0.002778	1	839,005,503.99	157,313.53	0.00	69,917.13	0.00	69,917.13	4,317,382.54
04/25/18	0.0675	0.0300	0.002778	1	839,005,503.99	157,313.53	0.00	69,917.13	0.00	69,917.13	4,544,613.20
04/26/18	0.0675	0.0300	0.002778	1	839,005,503.99	157,313.53	0.00	69,917.13	0.00	69,917.13	4,771,843.86
04/27/18	0.0675	0.0300	0.002778	1	839,005,503.99	157,313.53	0.00	69,917.13	0.00	69,917.13	4,999,074.52
04/28/18	0.0675	0.0300	0.002778	1	839,005,503.99	157,313.53	0.00	69,917.13	0.00	69,917.13	5,226,305.18
04/29/18	0.0675	0.0300	0.002778	1	839,005,503.99	157,313.53	0.00	69,917.13	0.00	69,917.13	5,453,535.84
04/30/18	0.0675	0.0300	0.002778	1	839,005,503.99	157,313.53	0.00	69,917.13	0.00	69,917.13	5,680,766.50
05/01/18	0.0675	0.0300	0.002778	1	839,005,503.99	157,313.53	0.00	69,917.13	0.00	69,917.13	5,907,997.16
05/02/18	0.0675	0.0300	0.002778	1	839,005,503.99	157,313.53	0.00	69,917.13	0.00	69,917.13	6,135,227.82
05/03/18	0.0675	0.0300	0.002778	1	839,005,503.99	157,313.53	0.00	69,917.13	0.00	69,917.13	6,362,458.48
05/04/18	0.0675	0.0300	0.002778	1	839,005,503.99	157,313.53	0.00	69,917.13	0.00	69,917.13	6,589,689.14
05/05/18	0.0675	0.0300	0.002778	1	839,005,503.99	157,313.53	0.00	69,917.13	0.00	69,917.13	6,816,919.80
05/06/18	0.0675	0.0300	0.002778	1	839,005,503.99	157,313.53	0.00	69,917.13	0.00	69,917.13	7,044,150.46

Appendix 3 (cont.)

Class Interest Amount for the Series 2014-3 Notes (cont.)

Date	Class Interest			Daycount	Class Principal Balance	Current Interest Due	Overdue Interest	Current Capitalized Interest	Overdue Capitalized Interest	Capitalized Interest	Class Interest Amount
	Rate	Overdue Incremental Rate	Denominator								
	6.75%	3.00%	360		EoD		EoD		EoD		
05/07/18	0.0675	0.0300	0.002778	1	839,005,503.99	157,313.53	0.00	69,917.13	0.00	69,917.13	7,271,381.12
05/08/18	0.0675	0.0300	0.002778	1	839,005,503.99	157,313.53	0.00	69,917.13	0.00	69,917.13	7,498,611.78
05/09/18	0.0675	0.0300	0.002778	1	839,005,503.99	157,313.53	0.00	69,917.13	0.00	69,917.13	7,725,842.44
05/10/18	0.0675	0.0300	0.002778	1	839,005,503.99	157,313.53	0.00	69,917.13	0.00	69,917.13	7,953,073.10
05/11/18	0.0675	0.0300	0.002778	1	839,005,503.99	157,313.53	0.00	69,917.13	0.00	69,917.13	8,180,303.76
05/12/18	0.0675	0.0300	0.002778	1	839,005,503.99	157,313.53	0.00	69,917.13	0.00	69,917.13	8,407,534.42
05/13/18	0.0675	0.0300	0.002778	1	839,005,503.99	157,313.53	0.00	69,917.13	0.00	69,917.13	8,634,765.08
05/14/18	0.0675	0.0300	0.002778	1	839,005,503.99	157,313.53	0.00	69,917.13	0.00	69,917.13	8,861,995.74
05/15/18	0.0675	0.0300	0.002778	1	839,005,503.99	157,313.53	0.00	69,917.13	0.00	69,917.13	9,089,226.40
05/16/18	0.0675	0.0300	0.002778	1	839,005,503.99	157,313.53	0.00	69,917.13	0.00	69,917.13	9,316,457.06
05/17/18	0.0675	0.0300	0.002778	1	839,005,503.99	157,313.53	0.00	69,917.13	0.00	69,917.13	9,543,687.72
05/18/18	0.0675	0.0300	0.002778	1	839,005,503.99	157,313.53	0.00	69,917.13	0.00	69,917.13	9,770,918.38
05/19/18	0.0675	0.0300	0.002778	1	839,005,503.99	157,313.53	0.00	69,917.13	0.00	69,917.13	9,998,149.04
05/20/18	0.0675	0.0300	0.002778	1	839,005,503.99	157,313.53	0.00	69,917.13	0.00	69,917.13	10,225,379.70
05/21/18	0.0675	0.0300	0.002778	1	839,005,503.99	157,313.53	0.00	69,917.13	0.00	69,917.13	10,452,610.36
05/22/18	0.0675	0.0300	0.002778	1	839,005,503.99	157,313.53	0.00	69,917.13	0.00	69,917.13	10,679,841.02
05/23/18	0.0675	0.0300	0.002778	1	839,005,503.99	157,313.53	0.00	69,917.13	0.00	69,917.13	10,907,071.68
05/24/18	0.0675	0.0300	0.002778	1	839,005,503.99	157,313.53	0.00	69,917.13	0.00	69,917.13	11,134,302.34
05/25/18	0.0675	0.0300	0.002778	1	839,005,503.99	157,313.53	0.00	69,917.13	0.00	69,917.13	11,361,533.00
05/26/18	0.0675	0.0300	0.002778	1	839,005,503.99	157,313.53	0.00	69,917.13	0.00	69,917.13	11,588,763.66
05/27/18	0.0675	0.0300	0.002778	1	839,005,503.99	157,313.53	0.00	69,917.13	0.00	69,917.13	11,815,994.32
05/28/18	0.0675	0.0300	0.002778	1	839,005,503.99	157,313.53	0.00	69,917.13	0.00	69,917.13	12,043,224.98
05/29/18	0.0675	0.0300	0.002778	1	839,005,503.99	157,313.53	0.00	69,917.13	0.00	69,917.13	12,270,455.64
05/30/18	0.0675	0.0300	0.002778	0	839,005,503.99	0.00	0.00	0.00	0.00	0.00	12,270,455.64
05/31/18	0.0675	0.0300	0.002778	1	839,005,503.99	157,313.53	0.00	69,917.13	0.00	69,917.13	12,497,686.30
06/01/18	0.0675	0.0300	0.002778	1	839,005,503.99	157,313.53	0.00	69,917.13	0.00	69,917.13	12,724,916.96
06/02/18	0.0675	0.0300	0.002778	1	839,005,503.99	157,313.53	0.00	69,917.13	0.00	69,917.13	12,952,147.62
06/03/18	0.0675	0.0300	0.002778	1	839,005,503.99	157,313.53	0.00	69,917.13	0.00	69,917.13	13,179,378.28
06/04/18	0.0675	0.0300	0.002778	1	839,005,503.99	157,313.53	0.00	69,917.13	0.00	69,917.13	13,406,608.94
06/05/18	0.0675	0.0300	0.002778	1	839,005,503.99	157,313.53	0.00	69,917.13	0.00	69,917.13	13,633,839.60
06/06/18	0.0675	0.0300	0.002778	1	839,005,503.99	157,313.53	0.00	69,917.13	0.00	69,917.13	13,861,070.26

Appendix 3 (cont.)

Class Interest Amount for the Series 2014-3 Notes (cont.)

Date	Class Interest			Daycount	Class Principal Balance	Current Interest Due	Overdue Interest	Current Capitalized Interest	Overdue Capitalized Interest	Capitalized Interest	Class Interest Amount
	Rate	Overdue Incremental Rate	Denominator								
	6.75%	3.00%	360		EoD		EoD		EoD		
06/07/18	0.0675	0.0300	0.002778	1	839,005,503.99	157,313.53	0.00	69,917.13	0.00	69,917.13	14,088,300.92
06/08/18	0.0675	0.0300	0.002778	1	839,005,503.99	157,313.53	0.00	69,917.13	0.00	69,917.13	14,315,531.58
06/09/18	0.0675	0.0300	0.002778	1	839,005,503.99	157,313.53	0.00	69,917.13	0.00	69,917.13	14,542,762.24
06/10/18	0.0675	0.0300	0.002778	1	839,005,503.99	157,313.53	0.00	69,917.13	0.00	69,917.13	14,769,992.90
06/11/18	0.0675	0.0300	0.002778	1	839,005,503.99	157,313.53	0.00	69,917.13	0.00	69,917.13	14,997,223.56
06/12/18	0.0675	0.0300	0.002778	1	839,005,503.99	157,313.53	0.00	69,917.13	0.00	69,917.13	15,224,454.22
06/13/18	0.0675	0.0300	0.002778	1	839,005,503.99	157,313.53	0.00	69,917.13	0.00	69,917.13	15,451,684.88
06/14/18	0.0675	0.0300	0.002778	1	839,005,503.99	157,313.53	0.00	69,917.13	0.00	69,917.13	15,678,915.54
06/15/18	0.0675	0.0300	0.002778	1	839,005,503.99	157,313.53	0.00	69,917.13	0.00	69,917.13	15,906,146.20
06/16/18	0.0675	0.0300	0.002778	1	839,005,503.99	157,313.53	0.00	69,917.13	0.00	69,917.13	16,133,376.86
06/17/18	0.0675	0.0300	0.002778	1	839,005,503.99	157,313.53	0.00	69,917.13	0.00	69,917.13	16,360,607.52
06/18/18	0.0675	0.0300	0.002778	1	839,005,503.99	157,313.53	0.00	69,917.13	0.00	69,917.13	16,587,838.18
06/19/18	0.0675	0.0300	0.002778	1	839,005,503.99	157,313.53	0.00	69,917.13	0.00	69,917.13	16,815,068.84
06/20/18	0.0675	0.0300	0.002778	1	839,005,503.99	157,313.53	0.00	69,917.13	0.00	69,917.13	17,042,299.50
06/21/18	0.0675	0.0300	0.002778	1	839,005,503.99	157,313.53	0.00	69,917.13	0.00	69,917.13	17,269,530.16
06/22/18	0.0675	0.0300	0.002778	1	839,005,503.99	157,313.53	0.00	69,917.13	0.00	69,917.13	17,496,760.82
06/23/18	0.0675	0.0300	0.002778	1	839,005,503.99	157,313.53	0.00	69,917.13	0.00	69,917.13	17,723,991.48
06/24/18	0.0675	0.0300	0.002778	1	839,005,503.99	157,313.53	0.00	69,917.13	0.00	69,917.13	17,951,222.14
06/25/18	0.0675	0.0300	0.002778	1	839,005,503.99	157,313.53	0.00	69,917.13	0.00	69,917.13	18,178,452.80
06/26/18	0.0675	0.0300	0.002778	1	839,005,503.99	157,313.53	0.00	69,917.13	0.00	69,917.13	18,405,683.46
06/27/18	0.0675	0.0300	0.002778	1	839,005,503.99	157,313.53	0.00	69,917.13	0.00	69,917.13	18,632,914.12
06/28/18	0.0675	0.0300	0.002778	1	839,005,503.99	157,313.53	0.00	69,917.13	0.00	69,917.13	18,860,144.78
06/29/18	0.0675	0.0300	0.002778	1	839,005,503.99	157,313.53	0.00	69,917.13	0.00	69,917.13	19,087,375.44
06/30/18	0.0675	0.0300	0.002778	1	839,005,503.99	157,313.53	0.00	69,917.13	0.00	69,917.13	19,314,606.10
07/01/18	0.0675	0.0300	0.002778	1	839,005,503.99	157,313.53	0.00	69,917.13	0.00	69,917.13	19,541,836.76
07/02/18	0.0675	0.0300	0.002778	1	839,005,503.99	157,313.53	0.00	69,917.13	0.00	69,917.13	19,769,067.42
07/03/18	0.0675	0.0300	0.002778	1	839,005,503.99	157,313.53	0.00	69,917.13	0.00	69,917.13	19,996,298.08
07/04/18	0.0675	0.0300	0.002778	1	839,005,503.99	157,313.53	0.00	69,917.13	0.00	69,917.13	20,223,528.74
07/05/18	0.0675	0.0300	0.002778	1	839,005,503.99	157,313.53	0.00	69,917.13	0.00	69,917.13	20,450,759.40
07/06/18				**90**		**14,158,217.70**		**6,292,541.70**			**20,450,759.40**

April 04, 2018

TRANSFER REPORT

This Transfer Report has been prepared by Banco do Brasil S.A., for its role as Bond Administrator in connection with the issuance of (a) US$ 2,000,000,000 aggregate principal amount of 6.25% Series 2014-1 Notes due 2024 (the "Series 2014-1 Notes"); (b) R$ 2,400,000,000 aggregate principal amount of 16.25% Series 2014-2 Notes due 2022 (the "Series 2014-2 Notes") and (c) US$ 1,100,000,000 aggregate principal amount of 6.75% Series 2014-3 Notes due 2027 (the "Series 2014-3 Notes") by Rio Oil Finance Trust and in accordance with the terms set forth in the Indenture dated as of June 20, 2014, as amended by the Amended and Restated Indenture dated as of November 11, 2014 (the "Indenture"), in the Series 2014-1 Indenture Supplement and the Series 2014-2 Indenture Supplement, dated as of June 20, 2014, and in the Series 2014-3 Indenture Supplement dated as of November 21, 2014 (the "Indenture Supplements").

Some of the terms set forth in the Indenture and in the Indenture Supplements were amended by that certain Waiver and Amendment Agreement dated as of October 20, 2015 (the "First Waiver and Amendment Agreement"), by that certain Waiver and Amendment Agreement dated as of June 20, 2016 (the "Second Waiver and Amendment Agreement"), by that certain Waiver and Amendment Agreement dated as of October 11, 2016 (the "Third Waiver and Amendment Agreement"), by that certain Rescission and Amendment Agreement dated as of December 05, 2016 (the "Fourth Rescission and Amendment Agreement"), by that certain Rescission and Amendment Agreement dated as of December 04, 2017 (the "Fifth Rescission and Amendment Agreement") and by that certain Waiver, Rescission and Amendment Agreement dated as of March 07, 2018 (the "Sixth Waiver, Resscission and Amendment Agreement''), and are fully reflected in all calculations of this Transfer Report.

The duties and obligations of Banco do Brasil S.A. is determined solely by the express provisions of the Indenture and the other Transactions Documents which it is a part, such as the responsibility for making all the calculations and determinations including, but not limited to, Transfer Amounts. Banco do Brasil S.A. shall not be liable except for the performance of such duties and obligations.

Banco do Brasil S.A. may conclusively rely as to the truth of the statements and the correctness of the opinions expressed in any Transaction Document and upon any statements, certificates or opinions furnished in writing to Banco do Brasil S.A. pursuant to any of the Transaction Documents and conforming to the requirements of the Transaction Documents. Banco do Brasil S.A. may conclusively rely upon, and shall be protected in acting or refraining from acting upon, and shall not be bound to make any investigation into the facts or matters stated in a written resolution, certificate, statement, instrument, opinion, report, notice, request, consent, order, note, Officer's Certificate, guaranty or other paper or document reasonably believed by it to be genuine and to have been signed or presented by the proper Person(s).

This Transfer Report is addressed exclusively to Citibank N.A. (the Indenture Trustee) to be used as Transfer Instructions of the Revenue Account Waterfall in each Transfer Date.

For the effects of this Transfer Report, the Reais Allocation Date is Apr 03, 2018, the Reais Transfer Date is Apr 04, 2018, the Allocation Date is Apr 05, 2018 and the Transfer Date is Apr 06, 2018.

The exchange rate for dollar/reais conversion used in this Transfer Report is R$ 3.3154.

Table of Contents

Section (A) – Collections Revenue and Expenses Breakdowns 4

Section (B) – Detailed Excess Amounts in the Transaction Accounts 5

Section (C) – Detailed Collections Account Waterfall 6

Section (D) – Detailed Revenue Account Waterfall 7

Section (E) - Transfer Amounts Details and Supporting Calculations 8

(i) Servicer Fee Transfer Amount 8

(ii) Bond Administrator Fee Transfer Amount 8

(iii) Series 2014-1 Debt Service Reserve Account Transfer Amount 9

(iv) Series 2014-2 Debt Service Reserve Account Transfer Amount 11

(v) Series 2014-3 Debt Service Reserve Account Transfer Amount 13

(vi) Taxation Expenses Transfer Amount 15

Section (F) – Transaction Accounts Balance 16

Section (G) – Other Information 18

Section (H) – Transfer Instructions 19

Appendix 1 – Class Interest Amount for the Series 2014-1 Notes 20

Appendix 2 – Class Interest Amount for the Series 2014-2 Notes 26

Appendix 3 – Class Interest Amount for the Series 2014-3 Notes 32

Defined Terms

"Allocation Date" shall mean, with respect to any Transfer Date, the Business Day which is immediately prior to such Transfer Date.

"Officer's Certificate" shall mean, in the case any of the Issuer and the Sponsor and the Indenture Trustee, a certificate signed by an Authorized Officer or the president or chairman (or other equivalent officer) of such Person or acting on behalf of such Person.

"Person" shall mean any individual, corporation, company, partnership, joint venture, trust, estate, unincorporated association, Governmental Authority or other entity of whatever nature.

"Reais Allocation Date" shall mean, with respect of any Reais Transfer Date, the Business Day which is immediately prior to such Reais Transfer Date.

"Reais Transfer Date" shall mean each Business Day of each calendar month following a Business Day when, as of the Balance Transfer Time for the Bond Administrator, there are available funds in the Collections Account for allocation in accordance with the Indenture.

"Transaction Documents" shall mean, collectively, the Indenture, the Series 2014-1 Notes, the Series 2014-2 Notes, the Series 2014-1 Indenture Supplement, the Series 2014-2 Indenture Supplement, the Bill of Sale, the Royalties Rights Agreement, the Servicing Agreement, the Pledge Agreement, the Trust Agreement, the Initial Oil Revenue and Rights Bill of Sale, the Banco do Brasil Oil Revenue and Rights Bill of Sale, the Caixa Oil Revenue and Rights Bill of Sale, the Instruments and any Indenture Supplements with respect to future Series of Instruments, and any purchase agreement related to the Instruments.

"Transfer Amount" shall mean, as of any Transfer Date, any of the Issuer Expenses Transfer Amount, the Taxation Expenses Transfer Amount, the Servicer Fee Transfer Amount, the Reserve LC Expenses Transfer Amount, any Debt Service Reserve Account Transfer Amount, any Series Senior Interest Transfer Amount for any Series of Securities, any Series Senior Scheduled Principal Transfer Amount for any Series of Securities, any Series Senior Excess Scheduled Principal Transfer Amount for any Series of Securities, any Series Senior Accelerated Principal Transfer Amount for any Series of Securities, any Series Senior Excess Accelerated Principal Transfer amount for any Series of Securities, any Series Subordinated Interest Transfer Amount for any Series of Securities, any Series Subordinated Scheduled Principal Transfer Amount for any Series of Securities, and/or any Series Subordinated Accelerated Principal Transfer Amount for any Series of Securities, each as of such Transfer Date.

"Transfer Date" shall mean each Business Day of each calendar month when there are available funds in the Revenue Account for distribution in accordance with the Revenue Account Waterfall.

"Transfer Instructions" shall have the meaning set forth in Section 4.10(b) of the Indenture, as follow *"On any Reais Transfer Date, prior to transferring any amounts, the Bond Administrator shall (i) first calculate the allocation of funds assuming that (A) the full amount of funds available for transfer on such Reais Transfer Date are allocated for transfer in accordance with the Collections Account Waterfall and (B) the full amount of funds available for transfer on such Transfer Date are allocated for transfer on such Transfer Date in accordance with the Revenue Account Waterfall and the Bond Administrator shall reduce such calculations to written transfer instructions for such Reais Transfer Date, the related Transfer Date or a related Payment Date.*"

Section (A) – Collections Revenue and Expense Breakdowns

The tables below show the total Collections and any other amounts received by the Servicer on such Reais Allocation Date, with respect to the Collateral of the transaction.

RJS Oil Revenues and RJS Oil Revenue Rights	Amount
Royalties – up to 5% (Law Nº 7,990 of December 28, 1989)	R$ 1,342,254.70
Royalties – more than 5% (Law Nº 9,478 of August 6, 1997)	R$ 984,194.62
Special Participations (Law Nº 9,478 of August 6, 1997)	R$ 0.00
FEP (Special Petroleum Fund) – Law Nº 7,990 and Law Nº 9,478	R$ 779,461.72
Total amount transfered to RJS Oil Revenues Dedicated Account	**R$ 3,105,911.04**

Statutory Oil Revenue Allocations by RJS	Amount
PASEP (Program for the Formation of Assets of Public Servants)	(R$ 31,059.09)
FECAM (State Fund for Environmental Conservation and Urban Development) [1]	R$ 0.00
Municipalities within RJS	(R$ 332,208.04)
Brazilian Federal Government (Assignment Agreement of October 29, 1999)	R$ 0.00
Conta B (State Decree Nº 43,783 of September 12, 2012)	R$ 0.00
Total RJS Oil Revenue Allocations	**(R$ 363,267.13)**

Assigned Oil Revenues and Assigned Oil Revenue Rights	Amount
RJS Oil Revenues and RJS Oil Revenue Rights	R$ 3,105,911.04
RJS Oil Revenue Allocations	(R$ 363,267.13)
Net amount transferred to Collections Account	**R$ 2,742,643.91**

1) According to the Amendment to the State of Rio de Janeiro Constitution Nº 70 of December 12, 2017 and the State Law Nº 178 of December 20, 2017 (the "FECAM Subordination Legislation"), amounts related to FECAM Allocation are not deducted from Royalties and Special Participations, but instead are allocated according to priority fifteenth of the Revenue Account Waterfall (Section 4.3.(o) of the Indenture).

Section (B) – Detailed Excess Amounts in the Transaction Accounts

The tables below show the detailed calculations for the excess amounts and funds available in Transaction Accounts, as of April 03, 2018:

(i) For each of the Trigger Event Reserve Account

According to Section 4.8.(d) and 4.9.(c) of the Amended and Restated Indenture: "If as of the close of business for the Indenture Trustee, on any Determination Date, no Trigger Event Period exists as of such date, the Indenture Trustee will no longer continue to deposit funds into the Trigger Event Reserve Account and/or Special Interest Trigger Event Reserve Account and any amounts on deposit in the Trigger Event Reserve Account and/or in the Special Interest Trigger Event Reserve Account will be promptly withdrawn from such accounts and to be deposited, as of the close of business for the Indenture Trustee for such Determination Date, to the Collections Account and Revenue Account for application in accordance with the Collections Account Waterfall and Revenue Account Waterfall."

	Trigger Event Reserve Account	
	Series 2014-1 and 2014-3	Series 2014-2
A. Balance	US$ 230,317,513.03	R$ 58,079,096.20
B. Required Amount	US$ 0.00	R$ 0.00
C. Available Funds (A – B)	**US$ 230,317,513.03**	**R$ 58,079,096.20**

(ii) Amounts Deposited in Error

According to item 3.3.(b) of the Amended and Restated Indenture: "Should any funds be deposited into any Series Account, or any Debt Service Reserve Account in error, the Issuer, if it has actual knowledge that any such funds have been deposited in error, shall promptly (in a Officer's Certificate) so notify the Indenture Trustee in writing and instruct the Indenture Trustee to transfer such funds to either (i) the Issuer for distribution to the appropriate Person, and (ii) the correct account, as applicable."

	Debt Service Reserve Account		
	Series 2014-1	Series 2014-2	Series 2014-3
A. Amount Deposited in Error	US$ 46,062,040.98	R$ 35,283,053.47	US$ 21,431,165.25
B. FX rate	R$ 3.3274	R$ 1.0000	R$ 3.3274
C. Available Funds (in R$)	**R$ 153,266,835.16**	**R$ 35,283,053.47**	**R$ 71,310,059.25**

Total Excess Amount

$$R\$\ 763{,}594{,}682.70 + R\$\ 58{,}079{,}096.20 + R\$\ 153{,}266{,}835.16 + R\$\ 35{,}283{,}053.47 + R\$\ 71{,}310{,}059.25 = \boldsymbol{R\$\ 1{,}081{,}533{,}726.78}$$

Section (C) – Detailed Collections Account Waterfall

Collections Account Waterfall		Amount
Priority	**Description**	
First	Taxation Expenses Transfer Amount	(R$ 1,039,931.00)
Second	(i) Servicer Fee Transfer Amount	(R$ 11,056.52)
	(ii) Bond Administrator Fees Transfer Amount	(R$ 25,798.56)
	(iii) Brazilian Collateral Agent Fees Transfer Amount	R$ 0.00
	(iv) Excess Companhia Securitizadora Expenses Transfer Amount	R$ 0.00
Third	(i) to the Revenue Account	(R$ 716,217,060.45)
	(ii) (A) to the Series 2014-2 Special Series Account	R$ 0.00
	(ii) (B) to the Series 2014-2 Special Debt Service Reserve Account	(R$ 112,871,153.31)
	(ii) (C) to the Special Interest Liquidity Reserve Account	R$ 0.00
	(ii) (D) to the Special Interest Trigger Event Reserve Account	R$ 0.00
	(iii) to the holder of the Sponsor Note and/or RJS	R$ 0.00
Fourth	(i) (A), (B), (C) and (D)	R$ 0.00
	(ii) to the holder of the Sponsor Note and to RJS	(R$ 254,111,370.85)
Total Debt		**(R$ 1,084,276,370.69)**

Section (D) – Detailed Revenue Account Waterfall

Revenue Account Waterfall		Amount
Priority	**Description**	
First	Issuer Expenses Transfer Amount	US$ 0.00
Second	To the Series 2014-1 Senior Interest Subaccount	US$ 0.00
	To the Series 2014-2 Senior Interest Subaccount	US$ 0.00
	To the Series 2014-3 Senior Interest Subaccount	US$ 0.00
Third	To the Series 2014-1 Senior Scheduled Principal Subaccount	US$ 0.00
	To the Series 2014-2 Senior Scheduled Principal Subaccount	US$ 0.00
	To the Series 2014-3 Senior Scheduled Principal Subaccount	US$ 0.00
Fourth	To the Series 2014-1 Debt Service Reserve Account	(US$ 147,432,030.37)
	To the Series 2014-2 Debt Service Reserve Account	(US$ 34,044,505.43)
	To the Series 2014-3 Debt Service Reserve Account	(US$ 68,595,314.89)
Fifth	(i) To the Liquidity Reserve Account	US$ 0.00
	(ii) To the Special Interest Liquidity Reserve Account	US$ 0.00
Sixth	To the Series 2014-1 Senior Accelerated Principal Subaccount	US$ 0.00
	To the Series 2014-2 Senior Accelerated Principal Subaccount	US$ 0.00
	To the Series 2014-3 Senior Accelerated Principal Subaccount	US$ 0.00
Seventh	To the Series 2014-1 Senior Excess Interest Subaccount	US$ 0.00
	To the Series 2014-2 Senior Excess Interest Subaccount	US$ 0.00
	To the Series 2014-3 Senior Excess Interest Subaccount	US$ 0.00
Eighth	To the Series 2014-1 Senior Excess Scheduled Principal Subaccount	US$ 0.00
	To the Series 2014-2 Senior Excess Scheduled Principal Subaccount	US$ 0.00
	To the Series 2014-3 Senior Excess Scheduled Principal Subaccount	US$ 0.00
Ninth	To the Series 2014-1 Senior Excess Accelerated Principal Subaccount	US$ 0.00
	To the Series 2014-2 Senior Excess Accelerated Principal Subaccount	US$ 0.00
	To the Series 2014-3 Senior Excess Accelerated Principal Subaccount	US$ 0.00
Tenth	(i) to the Trigger Event Reserve Account	US$ 0.00
	(ii) to the Special Interest Trigger Event Reserve Account	US$ 0.00
Eleventh	Not applicable	US$ 0.00
Twelfth	Not applicable	US$ 0.00
Thirteenth	Not applicable	US$ 0.00
Fourteenth	To the Reserve LC Expenses Subaccount	US$ 0.00
Fifteenth	To the holder of the Sponsor Note and to RJS	(US$ 76,646,693.77)
Total Debt		**(US$ 326,718,544.46)**

Section (E) – Transfer Amounts Details and Supporting Calculations

(i) Servicer Fee Transfer Amount

Service Provider	Banco do Brasil S.A.
Description	Services related to administration of the Collection and servicing of all of the Assigned Oil Revenues and Assigned Oil Revenue Rights
Expense	Servicer Fee
Source	Servicing Agreement
Total Amount Due	**R$ 11,056.52**

Supporting Calculations:

1) Servicer Fee

Fixed quarterly fee of R$ 9,000.00 adjusted annually on the anniversary of Closing Date based upon IPCA index (*Índice Nacional de Preços ao Consumidor Amplo*).

$$Adjusted\ Servicer\ Fee = Quarterly\ Fee\ x\ IPCA\ Index$$

$$Adjusted\ Servicer\ Fee = R\$\ 10{,}672.62^{*}\ x\ (1 + 3.59713\%) = \boldsymbol{R\$\ 11{,}056.52}$$

* Quarterly Fee from 06/20/16 to 06/19/17.

(ii) Bond Administrator Fee Transfer Amount

Service Provider	Banco do Brasil S.A.
Description	Services related to Bond Administrator under the Indenture and management of the Assigned Oil Revenues and Assigned Oil Revenue Rights
Expense	Bond Administrator Fee
Source	Indenture
Total Amount Due	**R$ 25,798.56**

Supporting Calculations:

1) Bond Administrator Fee

Fixed quarterly fee of R$ 21,000.00, adjusted annually on the anniversary of Closing Date based upon IPCA index (*Índice Nacional de Preços ao Consumidor Amplo*).

$$Adjusted\ Bond\ Administrator\ Fee = Quarterly\ Fee\ x\ IPCA\ Index$$

$$Adjusted\ Bond\ Administrator\ Fee = R\$\ 24{,}902.77^{*}\ x\ (1 + 3.59713\%) = \boldsymbol{R\$\ 25{,}798.56}$$

* Quarterly Fee from 06/20/16 to 06/19/17.

Section (E) – Transfer Amounts Details and Supporting Calculations (cont.)

(iii) Series 2014-1 Debt Service Reserve Account Transfer Amount

$$Series\ 2014-1\ Debt\ Service\ Reserve\ Account\ Transfer\ Amount = (b) - (c)$$

$$Series\ 2014-1\ Debt\ Service\ Reserve\ Account\ Required\ Amount = (d) + (e)$$

$$Series\ 2014-1\ Baseline\ Debt\ Service\ Reserve\ Account\ Required\ Amount = (f) + (g)$$

$$Series\ 2014-1\ Additional\ Debt\ Service\ Reserve\ Account\ Required\ Amount = [0.5\ x\ (d)] - [(h)\ x\ (i)]$$

$$Series\ 2014-1\ Liquidity\ Reserve\ Account\ Participation\ Fraction = \frac{(j)}{(k)}$$

(a) Series 2014-1 Debt Service Reserve Account Transfer Amount
(b) Series 2014-1 Debt Service Reserve Account Required Amount
(c) Series 2014-1 Debt Service Reserve Account Balance = US$ 74,347,916.03
(d) Series 2014-1 Baseline Debt Service Reserve Account Required Amount
(e) Series 2014-1 Additional Debt Service Reserve Account Required Amount
(f) Class Interest Amount for the Series 2014-1 Notes for the next two Scheduled Payment Dates
(g) Scheduled Principal Amounts for the Series 2014-1 Notes for the next two Scheduled Payment Dates
(h) Series 2014-1 Liquidity Reserve Account Participating Fraction
(i) Liquidity Reserve Account Balance = US$ 0.00
(j) Series 2014-1 Class Principal Balance = US$ 1,393,596,465.03
(k) Sum of Class Principal Balance of all Liquidity Reserve Participating Securities

Supporting Calculations:

1) Class Interest Amount for the Series 2014-1 Notes

Please, see Appendix 1

2) Series 2014-1 Baseline Debt Service Reserve Account Required Amount

Series 2014-1 Debt Service	Amount
April 06, 2018 Class Interest Amount	US$ 32,226,918.30
April 06, 2018 Scheduled Principal Amount	US$ 30,968,810.33
July 06, 2018 Class Interest Amount	US$ 31,510,764.00
July 06, 2018 Scheduled Principal Amount	US$ 30,968,810.33
Total	**US$ 125,675,302.96**

The Series 2014-1 Baseline Debt Service Reserve Account needs to be funded considering the Income Tax of 15% that would be retained in Brazil in the case of using the amount deposited into this account to pay interest and/or principal, calculated as per below:

$$Required\ Amount = \frac{US\$\ 125{,}675{,}302.96}{(1 - 0{,}15)} = \boldsymbol{US\$\ 147{,}853{,}297.60}$$

Section (E) – Transfer Amounts Details and Supporting Calculations (cont.)

(iii) Series 2014-1 Debt Service Reserve Account Transfer Amount (cont.)

3) Series 2014-1 Liquidity Reserve Account Participation Fraction

Liquidity Reserve Account Participation Securities	Class Principal Balance
Series 2014-1 Notes	US$ 1,393,596,465.03
Series 2014-3 Notes	US$ 847,655,045.27
Total	**US$ 2,241,251,510.30**

$$Series\ 2014-1\ Liquidity\ Reserve\ Account\ Participation\ Fraction = \frac{US\$\ 1{,}393{,}596{,}465.03}{US\$\ 2{,}241{,}251{,}510.30} = 0.621793877$$

4) Series 2014-1 Additional Debt Service Reserve Account Required Amount

$$Series\ 2014-1\ Additional\ Debt\ Service\ Reserve\ Account\ Required\ Amount = [0.5\ x\ US\$\ 147{,}853{,}297.60] - [0.621793877\ x\ US\$\ 0.00]$$

$$Series\ 2014-1\ Additional\ Debt\ Service\ Reserve\ Account\ Required\ Amount = US\$\ 73{,}926{,}648.80 - US\$\ 0.00$$

$$Series\ 2014-1\ Additional\ Debt\ Service\ Reserve\ Account\ Required\ Amount = \boldsymbol{US\$\ 73{,}926{,}648.80}$$

5) Series 2014-1 Debt Service Reserve Account Required Amount

$$Series\ 2014-1\ Debt\ Service\ Reserve\ Account\ Required\ Amount = US\$\ 147{,}853{,}297.60 + US\$\ 73{,}926{,}648.80$$

$$Series\ 2014-1\ Debt\ Service\ Reserve\ Account\ Required\ Amount = \boldsymbol{US\$\ 221{,}779{,}946.40}$$

6) Series 2014-1 Debt Service Reserve Account Transfer Amount *(not pro rata)*

$$Series\ 2014-1\ Debt\ Service\ Reserve\ Account\ Transfer\ Amount = US\$\ 221{,}779{,}946.40 - US\$\ 74{,}347{,}916.03$$

$$Series\ 2014-1\ Debt\ Service\ Reserve\ Account\ Transfer\ Amount = \boldsymbol{US\$\ 147{,}432{,}030.37}$$

Section (E) – Transfer Amounts Details and Supporting Calculations (cont.)

(iv) Series 2014-2 Debt Service Reserve Account Transfer Amount

$$Series\ 2014-2\ Debt\ Service\ Reserve\ Account\ Transfer\ Amount = (b) - (c)$$

$$Series\ 2014-2\ Debt\ Service\ Reserve\ Account\ Required\ Amount = (d) + (e)$$

$$Series\ 2014-2\ Baseline\ Debt\ Service\ Reserve\ Account\ Required\ Amount = (f) + (g)$$

$$Series\ 2014-2\ Additional\ Debt\ Service\ Reserve\ Account\ Required\ Amount = [0.5\ x\ (d)] - [(h)\ x\ (i)]$$

$$Series\ 2014-2\ Liquidity\ Reserve\ Account\ Participation\ Fraction = \frac{(j)}{(k)}$$

(a) Series 2014-2 Debt Service Reserve Account Transfer Amount
(b) Series 2014-2 Debt Service Reserve Account Required Amount
(c) Series 2014-2 Debt Service Reserve Account Balance = R$ 57,326,840.69
(d) Series 2014-2 Baseline Debt Service Reserve Account Required Amount
(e) Series 2014-2 Additional Debt Service Reserve Account Required Amount
(f) Class Interest Amount for the Series 2014-2 Notes for the next two Scheduled Payment Dates
(g) Scheduled Principal Amounts for the Series 2014-2 Notes for the next two Scheduled Payment Dates
(h) Series 2014-2 Special Interest Liquidity Reserve Account Participating Fraction
(i) Special Interest Liquidity Reserve Account Balance = R$ 0.00
(j) Series 2014-2 Class Principal Balance = R$ 556,786,996.98
(k) Sum of Class Principal Balance of all Special Interest Liquidity Reserve Participating Securities

Supporting Calculations:

1) Class Interest Amount for the Series 2014-2 Notes

Please, see Appendix 2

2) Series 2014-2 Baseline Debt Service Reserve Account Required Amount

Series 2014-2 Debt Service	Amount
April 06, 2018 Class Interest Amount	R$ 24,314,367.68
April 06, 2018 Scheduled Principal Amount	R$ 32,745,703.47
July 06, 2018 Class Interest Amount	R$ 23,659,554.71
July 06, 2018 Scheduled Principal Amount	R$ 32,745,703.47
Total	**R$ 113,465,329.33**

$$Required\ Amount = \boldsymbol{R\$\ 113,465,329.33}$$

Section (E) – Transfer Amounts Details and Supporting Calculations (cont.)

(iv) Series 2014-2 Debt Service Reserve Account Transfer Amount (cont.)

3) Series 2014-2 Special Interest Liquidity Reserve Account Participation Fraction

Special Interest Liquidity Reserve Account Participation Securities	Class Principal Balance
Series 2014-2 Notes	R$ 556,786,996.98
Total	**R$ 556,786,996.98**

$$Series\ 2014-2\ Special\ Interest\ Liquidity\ Reserve\ Account\ Participation\ Fraction = \frac{R\$\ 556{,}786{,}996.98}{R\$\ 556{,}786{,}996.98} = 1.00$$

4) Series 2014-2 Additional Debt Service Reserve Account Required Amount

$$Series\ 2014-2\ Additional\ Debt\ Service\ Reserve\ Account\ Required\ Amount = [0.5\ x\ R\$\ 113{,}465{,}329.33] - [1.00\ x\ R\$\ 0.00]$$

$$Series\ 2014-2\ Additional\ Debt\ Service\ Reserve\ Account\ Required\ Amount = R\$\ 56{,}732{,}664.67 - R\$\ 0.00$$

$$Series\ 2014-2\ Additional\ Debt\ Service\ Reserve\ Account\ Required\ Amount = \boldsymbol{R\$\ 56{,}732{,}664.67}$$

5) Series 2014-2 Debt Service Reserve Account Required Amount

$$Series\ 2014-2\ Debt\ Service\ Reserve\ Account\ Required\ Amount = R\$\ 113{,}465{,}329.33 + R\$\ 56{,}732{,}664.67$$

$$Series\ 2014-2\ Debt\ Service\ Reserve\ Account\ Required\ Amount = \boldsymbol{R\$\ 170{,}197{,}994.00}$$

6) Series 2014-2 Debt Service Reserve Account Transfer Amount *(not pro rata)*

$$Series\ 2014-2\ Debt\ Service\ Reserve\ Account\ Transfer\ Amount = R\$\ 170{,}197{,}994.00 - R\$\ 57{,}326{,}840.69$$

$$Series\ 2014-2\ Debt\ Service\ Reserve\ Account\ Transfer\ Amount = \boldsymbol{R\$\ 112{,}871{,}153.31}$$

Section (E) – Transfer Amounts Details and Supporting Calculations (cont.)

(v) Series 2014-3 Debt Service Reserve Account Transfer Amount

$$Series\ 2014-3\ Debt\ Service\ Reserve\ Account\ Transfer\ Amount = (b) - (c)$$

$$Series\ 2014-3\ Debt\ Service\ Reserve\ Account\ Required\ Amount = (d) + (e)$$

$$Series\ 2014-3\ Baseline\ Debt\ Service\ Reserve\ Account\ Required\ Amount = (f) + (g)$$

$$Series\ 2014-3\ Additional\ Debt\ Service\ Reserve\ Account\ Required\ Amount = [0.5\ x\ (d)] - [(h)\ x\ (i)]$$

$$Series\ 2014-3\ Liquidity\ Reserve\ Account\ Participation\ Fraction = \frac{(j)}{(k)}$$

(a) Series 2014-3 Debt Service Reserve Account Transfer Amount
(b) Series 2014-3 Debt Service Reserve Account Required Amount
(c) Series 2014-3 Debt Service Reserve Account Balance = US$ 34,483,685.74
(d) Series 2014-3 Baseline Debt Service Reserve Account Required Amount
(e) Series 2014-3 Additional Debt Service Reserve Account Required Amount
(f) Class Interest Amount for the Series 2014-3 Notes for the next two Scheduled Payment Dates
(g) Scheduled Principal Amounts for the Series 2014-3 Notes for the next two Scheduled Payment Dates
(h) Series 2014-3 Liquidity Reserve Account Participating Fraction
(i) Liquidity Reserve Account Balance = US$ 0.00
(j) Series 2014-3 Class Principal Balance = US$ 847,655,045.27
(k) Sum of Class Principal Balance of all Liquidity Reserve Participating Securities

Supporting Calculations:

1) Class Interest Amount for the Series 2014-3 Notes

Please, see Appendix 3

2) Series 2014-3 Baseline Debt Service Reserve Account Required Amount

Series 2014-3 Debt Service	Amount
April 06, 2018 Class Interest Amount	US$ 20,661,591.73
April 06, 2018 Scheduled Principal Amount	US$ 8,649,541.28
July 06, 2018 Class Interest Amount	US$ 20,450,759.40
July 06, 2018 Scheduled Principal Amount	US$ 8,649,541.28
Total	**US$ 58,411,433.69**

The Series 2014-3 Baseline Debt Service Reserve Account needs to be funded considering the Income Tax of 15% that would be retained in Brazil in the case of using the amount deposited into this account to pay interest and/or principal, calculated as per below:

$$Required\ Amount = \frac{US\$\ 58{,}411{,}433.69}{(1 - 0{,}15)} = \boldsymbol{US\$\ 68{,}719{,}333.75}$$

Section (E) – Transfer Amounts Details and Supporting Calculations (cont.)

(v) Series 2014-3 Debt Service Reserve Account Transfer Amount (cont.)

3) Series 2014-3 Liquidity Reserve Account Participation Fraction

Liquidity Reserve Account Participation Securities	Class Principal Balance
Series 2014-1 Notes	US$ 1,393,596,465.03
Series 2014-3 Notes	US$ 847,655,045.27
Total	**US$ 2,241,251,510.30**

$$Series\ 2014-3\ Liquidity\ Reserve\ Account\ Participation\ Fraction = \frac{US\$\ 847{,}655{,}045.27}{US\$\ 2{,}241{,}251{,}510.30} = 0.378206123$$

4) Series 2014-3 Additional Debt Service Reserve Account Required Amount

$$Series\ 2014-3\ Additional\ Debt\ Service\ Reserve\ Account\ Required\ Amount = [0.5\ x\ US\$\ 68{,}719{,}333.75] - [0.378206123\ x\ US\$\ 0.00]$$

$$Series\ 2014-3\ Additional\ Debt\ Service\ Reserve\ Account\ Required\ Amount = US\$\ 34{,}359{,}666.88 - US\$\ 0.00$$

$$Series\ 2014-3\ Additional\ Debt\ Service\ Reserve\ Account\ Required\ Amount = \boldsymbol{US\$\ 34{,}359{,}666.88}$$

5) Series 2014-3 Debt Service Reserve Account Required Amount

$$Series\ 2014-3\ Debt\ Service\ Reserve\ Account\ Required\ Amount = US\$\ 68{,}719{,}333.75 + US\$\ 34{,}359{,}666.88$$

$$Series\ 2014-3\ Debt\ Service\ Reserve\ Account\ Required\ Amount = \boldsymbol{US\$\ 103{,}079{,}000.63}$$

6) Series 2014-1 Debt Service Reserve Account Transfer Amount *(not pro rata)*

$$Series\ 2014-1\ Debt\ Service\ Reserve\ Account\ Transfer\ Amount = US\$\ 103{,}079{,}000.63 - US\$\ 34{,}483{,}685.74$$

$$Series\ 2014-1\ Debt\ Service\ Reserve\ Account\ Transfer\ Amount = \boldsymbol{US\$\ 68{,}595{,}314.89}$$

Section (E) – Transfer Amounts Details and Supporting Calculations (cont.)

(vi) Taxation Expenses Transfer Amount

1) All funds transferred from Brazil to the Issuer abroad and/or from the Issuer abroad to Brazil are subject to IOF (*Imposto sobre Operações de Crédito, Câmbio e Seguros ou relativos a Títulos ou Valores Mobiliário*) at the rate of 0.38%;

2) All funds transferred from Brazil to the Issuer abroad are subject to IRRF (*Imposto de Renda Retido na Fonte*) at the rate of 15.00%, for the amounts other than related to a portion of Principal Payments that does not represent capital gain as a consequence of exchange rate movement, to fund the Debt Service Reserve Account, to fund the Liquidity Reserve Account and to fund the Trigger Event Reserve Account;

3) All funds drawn from the Debt Service Reserve Account, from the Liquidity Reserve Account and from the Trigger Event Reserve Account outside Brazil to be used for Interest Payment and for the portion of Principal Payment that represents capital gain as a consequence of exchange rate movement are subject to IRRF (*Imposto de Renda Retido na Fonte*) at the rate of 15,00%.

<u>Supporting Calculations</u>:

1) IOF

$$IOF = Amount\ Wired\ Onshore\ x\ 0.38\%$$

$$IOF = US\$\ 67{,}493{,}206.23\ x\ 0.38\% = \boldsymbol{US\$\ 256{,}474.18\ (R\$\ 853{,}392.20)^{1}}$$

$$IOF = US\$\ 14{,}290{,}167.78\ x\ 0.38\% = \boldsymbol{US\$\ 54{,}302.64\ (R\$\ 180{,}034.96)}$$

Note 1) Fx Rate = R$ 3.3274

2) IRRF

i. Servicer Fee (a), Bond Administrator Fees (b) Transfer Amounts

$$IRRF = \left[\frac{(a+b)}{(1-0.15)}\right] - (a+b)$$

$$IRRF = \left[\frac{R\$\ 11{,}056.52 + R\$\ 25{,}798.56}{(0.85)}\right] - (R\$\ 11{,}056.52 + R\$\ 25{,}798.56)$$

$$= \boldsymbol{R\$\ 6{,}503.84\ (US\$\ 1{,}961.71)}$$

Total Taxation Expenses

$$R\$\ 853{,}392.20 + R\$\ 180{,}034.96 + R\$\ 6{,}503.84 = \boldsymbol{R\$\ 1{,}039{,}931.00\ (US\$\ 313{,}666.83)}$$

Section (F) – Transaction Accounts Balance

Collections Account		Amount
Date	Description	
03/20/18	Balance	R$ 0.00
03/29/18	From the Series 2014-1 Debt Service Reserve Account	R$ 153,266,835.16
03/29/18	From the Special Series 2014-2 Debt Service Reserve Account	R$ 35,283,053.47
03/29/18	From the Series 2014-31 Debt Service Reserve Account	R$ 71,310,059.25
04/04/18	Assigned Oil Revenues and Assigned Oil Revenue Rights	R$ 2,742,643.91
04/04/18	From the Trigger Event Reserve Account	R$ 763,594,682.70
04/04/18	From the Special Interest Trigger Event Reserve Account	R$ 58,079,096.20
04/04/18	Taxation Expenses Transfer Amount	(R$ 1,039,931.00)
04/04/18	Servicer Fee	(R$ 11,056.52)
04/04/18	Bond Administrator Fee	(R$ 25,798.56)
04/04/18	To the Series 2014-1 Debt Service Reserve Account	(R$ 488,796,153.48)
04/04/18	To the Special Series 2014-2 Debt Service Reserve Account	(R$ 112,871,153.31)
04/04/18	To the Series 2014-3 Debt Service Reserve Account	(R$ 227,420,906.97)
04/04/18	To the holder of the Sponsor Note and/or RJS	(R$ 254,111,370.85)
Final Balance as of the close of business of Apr 04, 2018		**R$ 0.00**

Series 2014-2 Special Series Account		Amount
Date	Description	
03/20/18	Balance	R$ 57,060,071.15
Final Balance as of the close of business of Apr 04, 2018		**R$ 57,060,071.15**

Series 2014-2 Special Debt Service Reserve Account		Amount
Date	Description	
03/20/18	Balance	R$ 92,549,616.31
03/29/18	To the Collections Account	(R$ 35,283,053.47)
04/04/18	Eligible Investments	R$ 60,277.85
04/04/18	Series 2014-2 Special Debt Service Reserve Account	R$ 112,871,153.31
Final Balance as of the close of business of Apr 04, 2018		**R$ 170,197,994.00**

Special Interest Liquidity Reserve Account		Amount
Date	Description	
03/20/18	Balance	R$ 0.00
Final Balance as of the close of business of Apr 04, 2018		**R$ 0.00**

Section (F) – Transaction Accounts Balance (cont.)

Special Interest Trigger Event Reserve Account		Amount
Date	Description	
03/20/18	Balance	R$ 57,751,863.56
04/04/18	Eligible Investments	R$ 327,232.64
04/04/18	To the Collections Account	(R$ 58,079,096.20)
Final Balance as of the close of business of Apr 04, 2018		**R$ 0.00**

Section (G) – Other Information

Events	Y / N
Has any Event of Default occurred or continued as of the close of business for the Indenture Trustee on the related Allocation Date?	No
Has any Trigger Event occurred or continued as of the close of business for the Indenture Trustee on the related Allocation Date?	No
Has any Bond Administrator Replacement Event occurred or continued as of the close of business for the Indenture Trustee on the related Allocation Date?	No
Has any Servicer Replacement Event occurred or continued as of the close of business for the Indenture Trustee on the related Allocation Date?	No
Has any Event of Default been declared as of the close of business for the Indenture Trustee on the related Allocation Date?	No
Has any Early Amortization Period been declared as of the close of business for the Indenture Trustee on the related Allocation Date?	No
Has there been the occurrence of conditions which give rise to any Sponsor Refund Obligations or any RJS Damages as of the close of business for the Indenture Trustee on the related Allocation Date?	No

Notes:

1) An Early Amortization Period with respect to each Series of Securities, including the payment obligations on each Early Amortization Payment Date and the other effects thereof, has been declared by the execution of the Second Waiver and Amendment Agreement on June 20, 2016, and shall remain in effect until rescinded by written notice from the Series Controlling Party of each Series 2014-1, Series 2014-2 and Series 2014-3 (the "Specified Early Amortization Period").

The declaration of the Early Amortization Period and the Specified Early Amortization Period have been partially rescinded by the execution of the Sixth Waiver, Rescission and Amendment Agreement on March 07, 2018, with respect to each Series of Securities and the effects thereof solely with respect to the period commencing on March 08, 2018 and: **(a)** ending on the Rescission Suspension Date, to the extent that a Total Declaration Rescission Decision does not exists as of the second Business Day preceding the Rescission Suspension Date, or **(b)** shall immediately and irrevocably be deemed terminated without any further action and the Specified Events of Default shall no longer be in effect, to the extent that a Total Declaration Rescission Decision exists as of the second Business Day preceding the Rescission Suspension Date.

Section (H) – Transfer Instructions

Transaction: Funds Deposited in Error			Amount
Type	Account	Name	
Debt	11252400	Series 2014-1 Debt Service Reserve Account	(US$ 46,062,040.98)
Debt	11348500	Series 2014-3 Debt Service Reserve Account	(US$ 21,431,165.25)
Credit	-	Collections Account	US$ 67,493,206.23

Transaction: Funds to the Revenue Account			Amount
Type	Account	Name	
Debt	11250100	Trigger Event Reserve Account	(US$ 230,317,513.03)
Credit	11249600	Revenue Account	US$ 230,317,513.03

Transaction: Funds to the Debt Service Reserve Account			Amount
Type	Account	Name	
Debt	11249600	Revenue Account	(US$ 230,317,513.03)
Credit	11252400	Series 2014-1 Debt Service Reserve Account	US$ 147,432,030.37
Credit	11348500	Series 2014-3 Debt Service Reserve Account	US$ 68,595,314.89
Credit	-	Collections Account[1]	US$ 14,290,167.78

Note 1) For further transfer to the Series 2014-2 Special Debt Service Reserve Account.

Appendix 1

Class Interest Amount for the Series 2014-1 Notes

Date	Class Interest			Daycount	Class Principal Balance	Current Interest Due	Overdue Interest	Current Capitalized Interest	Overdue Capitalized Interest	Capitalized Interest	Class Interest Amount
	Rate	Overdue Incremental Rate	Denominator								
	6.25%	3.00%	360		EoD		EoD		EoD		
01/06/18	0.0625	0.0300	0.002778	1	1,393,596,465.03	241,943.83	0.00	116,133.04	0.00	116,133.04	358,076.87
01/07/18	0.0625	0.0300	0.002778	1	1,393,596,465.03	241,943.83	0.00	116,133.04	0.00	116,133.04	716,153.74
01/08/18	0.0625	0.0300	0.002778	1	1,393,596,465.03	241,943.83	0.00	116,133.04	0.00	116,133.04	1,074,230.61
01/09/18	0.0625	0.0300	0.002778	1	1,393,596,465.03	241,943.83	0.00	116,133.04	0.00	116,133.04	1,432,307.48
01/10/18	0.0625	0.0300	0.002778	1	1,393,596,465.03	241,943.83	0.00	116,133.04	0.00	116,133.04	1,790,384.35
01/11/18	0.0625	0.0300	0.002778	1	1,393,596,465.03	241,943.83	0.00	116,133.04	0.00	116,133.04	2,148,461.22
01/12/18	0.0625	0.0300	0.002778	1	1,393,596,465.03	241,943.83	0.00	116,133.04	0.00	116,133.04	2,506,538.09
01/13/18	0.0625	0.0300	0.002778	1	1,393,596,465.03	241,943.83	0.00	116,133.04	0.00	116,133.04	2,864,614.96
01/14/18	0.0625	0.0300	0.002778	1	1,393,596,465.03	241,943.83	0.00	116,133.04	0.00	116,133.04	3,222,691.83
01/15/18	0.0625	0.0300	0.002778	1	1,393,596,465.03	241,943.83	0.00	116,133.04	0.00	116,133.04	3,580,768.70
01/16/18	0.0625	0.0300	0.002778	1	1,393,596,465.03	241,943.83	0.00	116,133.04	0.00	116,133.04	3,938,845.57
01/17/18	0.0625	0.0300	0.002778	1	1,393,596,465.03	241,943.83	0.00	116,133.04	0.00	116,133.04	4,296,922.44
01/18/18	0.0625	0.0300	0.002778	1	1,393,596,465.03	241,943.83	0.00	116,133.04	0.00	116,133.04	4,654,999.31
01/19/18	0.0625	0.0300	0.002778	1	1,393,596,465.03	241,943.83	0.00	116,133.04	0.00	116,133.04	5,013,076.18
01/20/18	0.0625	0.0300	0.002778	1	1,393,596,465.03	241,943.83	0.00	116,133.04	0.00	116,133.04	5,371,153.05
01/21/18	0.0625	0.0300	0.002778	1	1,393,596,465.03	241,943.83	0.00	116,133.04	0.00	116,133.04	5,729,229.92
01/22/18	0.0625	0.0300	0.002778	1	1,393,596,465.03	241,943.83	0.00	116,133.04	0.00	116,133.04	6,087,306.79
01/23/18	0.0625	0.0300	0.002778	1	1,393,596,465.03	241,943.83	0.00	116,133.04	0.00	116,133.04	6,445,383.66
01/24/18	0.0625	0.0300	0.002778	1	1,393,596,465.03	241,943.83	0.00	116,133.04	0.00	116,133.04	6,803,460.53
01/25/18	0.0625	0.0300	0.002778	1	1,393,596,465.03	241,943.83	0.00	116,133.04	0.00	116,133.04	7,161,537.40
01/26/18	0.0625	0.0300	0.002778	1	1,393,596,465.03	241,943.83	0.00	116,133.04	0.00	116,133.04	7,519,614.27
01/27/18	0.0625	0.0300	0.002778	1	1,393,596,465.03	241,943.83	0.00	116,133.04	0.00	116,133.04	7,877,691.14
01/28/18	0.0625	0.0300	0.002778	1	1,393,596,465.03	241,943.83	0.00	116,133.04	0.00	116,133.04	8,235,768.01
01/29/18	0.0625	0.0300	0.002778	1	1,393,596,465.03	241,943.83	0.00	116,133.04	0.00	116,133.04	8,593,844.88
01/30/18	0.0625	0.0300	0.002778	0	1,393,596,465.03	0.00	0.00	0.00	0.00	0.00	8,593,844.88
01/31/18	0.0625	0.0300	0.002778	1	1,393,596,465.03	241,943.83	0.00	116,133.04	0.00	116,133.04	8,951,921.75
02/01/18	0.0625	0.0300	0.002778	1	1,393,596,465.03	241,943.83	0.00	116,133.04	0.00	116,133.04	9,309,998.62
02/02/18	0.0625	0.0300	0.002778	1	1,393,596,465.03	241,943.83	0.00	116,133.04	0.00	116,133.04	9,668,075.49
02/03/18	0.0625	0.0300	0.002778	1	1,393,596,465.03	241,943.83	0.00	116,133.04	0.00	116,133.04	10,026,152.36
02/04/18	0.0625	0.0300	0.002778	1	1,393,596,465.03	241,943.83	0.00	116,133.04	0.00	116,133.04	10,384,229.23
02/05/18	0.0625	0.0300	0.002778	1	1,393,596,465.03	241,943.83	0.00	116,133.04	0.00	116,133.04	10,742,306.10

Appendix 1 (cont.)

Class Interest Amount for the Series 2014-1 Notes (cont.)

Date	Class Interest			Daycount	Class Principal Balance	Current Interest Due	Overdue Interest	Current Capitalized Interest	Overdue Capitalized Interest	Capitalized Interest	Class Interest Amount
	Rate	Overdue Incremental Rate	Denominator								
	6.25%	3.00%	360		EoD		EoD		EoD		
02/06/18	0.0625	0.0300	0.002778	1	1,393,596,465.03	241,943.83	0.00	116,133.04	0.00	116,133.04	11,100,382.97
02/07/18	0.0625	0.0300	0.002778	1	1,393,596,465.03	241,943.83	0.00	116,133.04	0.00	116,133.04	11,458,459.84
02/08/18	0.0625	0.0300	0.002778	1	1,393,596,465.03	241,943.83	0.00	116,133.04	0.00	116,133.04	11,816,536.71
02/09/18	0.0625	0.0300	0.002778	1	1,393,596,465.03	241,943.83	0.00	116,133.04	0.00	116,133.04	12,174,613.58
02/10/18	0.0625	0.0300	0.002778	1	1,393,596,465.03	241,943.83	0.00	116,133.04	0.00	116,133.04	12,532,690.45
02/11/18	0.0625	0.0300	0.002778	1	1,393,596,465.03	241,943.83	0.00	116,133.04	0.00	116,133.04	12,890,767.32
02/12/18	0.0625	0.0300	0.002778	1	1,393,596,465.03	241,943.83	0.00	116,133.04	0.00	116,133.04	13,248,844.19
02/13/18	0.0625	0.0300	0.002778	1	1,393,596,465.03	241,943.83	0.00	116,133.04	0.00	116,133.04	13,606,921.06
02/14/18	0.0625	0.0300	0.002778	1	1,393,596,465.03	241,943.83	0.00	116,133.04	0.00	116,133.04	13,964,997.93
02/15/18	0.0625	0.0300	0.002778	1	1,393,596,465.03	241,943.83	0.00	116,133.04	0.00	116,133.04	14,323,074.80
02/16/18	0.0625	0.0300	0.002778	1	1,393,596,465.03	241,943.83	0.00	116,133.04	0.00	116,133.04	14,681,151.67
02/17/18	0.0625	0.0300	0.002778	1	1,393,596,465.03	241,943.83	0.00	116,133.04	0.00	116,133.04	15,039,228.54
02/18/18	0.0625	0.0300	0.002778	1	1,393,596,465.03	241,943.83	0.00	116,133.04	0.00	116,133.04	15,397,305.41
02/19/18	0.0625	0.0300	0.002778	1	1,393,596,465.03	241,943.83	0.00	116,133.04	0.00	116,133.04	15,755,382.28
02/20/18	0.0625	0.0300	0.002778	1	1,393,596,465.03	241,943.83	0.00	116,133.04	0.00	116,133.04	16,113,459.15
02/21/18	0.0625	0.0300	0.002778	1	1,393,596,465.03	241,943.83	0.00	116,133.04	0.00	116,133.04	16,471,536.02
02/22/18	0.0625	0.0300	0.002778	1	1,393,596,465.03	241,943.83	0.00	116,133.04	0.00	116,133.04	16,829,612.89
02/23/18	0.0625	0.0300	0.002778	1	1,393,596,465.03	241,943.83	0.00	116,133.04	0.00	116,133.04	17,187,689.76
02/24/18	0.0625	0.0300	0.002778	1	1,393,596,465.03	241,943.83	0.00	116,133.04	0.00	116,133.04	17,545,766.63
02/25/18	0.0625	0.0300	0.002778	1	1,393,596,465.03	241,943.83	0.00	116,133.04	0.00	116,133.04	17,903,843.50
02/26/18	0.0625	0.0300	0.002778	1	1,393,596,465.03	241,943.83	0.00	116,133.04	0.00	116,133.04	18,261,920.37
02/27/18	0.0625	0.0300	0.002778	1	1,393,596,465.03	241,943.83	0.00	116,133.04	0.00	116,133.04	18,619,997.24
02/28/18	0.0625	0.0300	0.002778	3	1,393,596,465.03	725,831.49	0.00	348,399.12	0.00	348,399.12	19,694,227.85
03/01/18	0.0625	0.0300	0.002778	1	1,393,596,465.03	241,943.83	0.00	116,133.04	0.00	116,133.04	20,052,304.72
03/02/18	0.0625	0.0300	0.002778	1	1,393,596,465.03	241,943.83	0.00	116,133.04	0.00	116,133.04	20,410,381.59
03/03/18	0.0625	0.0300	0.002778	1	1,393,596,465.03	241,943.83	0.00	116,133.04	0.00	116,133.04	20,768,458.46
03/04/18	0.0625	0.0300	0.002778	1	1,393,596,465.03	241,943.83	0.00	116,133.04	0.00	116,133.04	21,126,535.33
03/05/18	0.0625	0.0300	0.002778	1	1,393,596,465.03	241,943.83	0.00	116,133.04	0.00	116,133.04	21,484,612.20
03/06/18	0.0625	0.0300	0.002778	1	1,393,596,465.03	241,943.83	0.00	116,133.04	0.00	116,133.04	21,842,689.07
03/07/18	0.0625	0.0300	0.002778	1	1,393,596,465.03	241,943.83	0.00	116,133.04	0.00	116,133.04	22,200,765.94
03/08/18	0.0625	0.0300	0.002778	1	1,393,596,465.03	241,943.83	0.00	116,133.04	0.00	116,133.04	22,558,842.81

Appendix 1 (cont.)

Class Interest Amount for the Series 2014-1 Notes (cont.)

Date	Class Interest			Daycount	Class Principal Balance	Current Interest Due	Overdue Interest	Current Capitalized Interest	Overdue Capitalized Interest	Capitalized Interest	Class Interest Amount
	Rate	Overdue Incremental Rate	Denominator								
	6.25%	3.00%	360		EoD		EoD		EoD		
03/09/18	0.0625	0.0300	0.002778	1	1,393,596,465.03	241,943.83	0.00	116,133.04	0.00	116,133.04	22,916,919.68
03/10/18	0.0625	0.0300	0.002778	1	1,393,596,465.03	241,943.83	0.00	116,133.04	0.00	116,133.04	23,274,996.55
03/11/18	0.0625	0.0300	0.002778	1	1,393,596,465.03	241,943.83	0.00	116,133.04	0.00	116,133.04	23,633,073.42
03/12/18	0.0625	0.0300	0.002778	1	1,393,596,465.03	241,943.83	0.00	116,133.04	0.00	116,133.04	23,991,150.29
03/13/18	0.0625	0.0300	0.002778	1	1,393,596,465.03	241,943.83	0.00	116,133.04	0.00	116,133.04	24,349,227.16
03/14/18	0.0625	0.0300	0.002778	1	1,393,596,465.03	241,943.83	0.00	116,133.04	0.00	116,133.04	24,707,304.03
03/15/18	0.0625	0.0300	0.002778	1	1,393,596,465.03	241,943.83	0.00	116,133.04	0.00	116,133.04	25,065,380.90
03/16/18	0.0625	0.0300	0.002778	1	1,393,596,465.03	241,943.83	0.00	116,133.04	0.00	116,133.04	25,423,457.77
03/17/18	0.0625	0.0300	0.002778	1	1,393,596,465.03	241,943.83	0.00	116,133.04	0.00	116,133.04	25,781,534.64
03/18/18	0.0625	0.0300	0.002778	1	1,393,596,465.03	241,943.83	0.00	116,133.04	0.00	116,133.04	26,139,611.51
03/19/18	0.0625	0.0300	0.002778	1	1,393,596,465.03	241,943.83	0.00	116,133.04	0.00	116,133.04	26,497,688.38
03/20/18	0.0625	0.0300	0.002778	1	1,393,596,465.03	241,943.83	0.00	116,133.04	0.00	116,133.04	26,855,765.25
03/21/18	0.0625	0.0300	0.002778	1	1,393,596,465.03	241,943.83	0.00	116,133.04	0.00	116,133.04	27,213,842.12
03/22/18	0.0625	0.0300	0.002778	1	1,393,596,465.03	241,943.83	0.00	116,133.04	0.00	116,133.04	27,571,918.99
03/23/18	0.0625	0.0300	0.002778	1	1,393,596,465.03	241,943.83	0.00	116,133.04	0.00	116,133.04	27,929,995.86
03/24/18	0.0625	0.0300	0.002778	1	1,393,596,465.03	241,943.83	0.00	116,133.04	0.00	116,133.04	28,288,072.73
03/25/18	0.0625	0.0300	0.002778	1	1,393,596,465.03	241,943.83	0.00	116,133.04	0.00	116,133.04	28,646,149.60
03/26/18	0.0625	0.0300	0.002778	1	1,393,596,465.03	241,943.83	0.00	116,133.04	0.00	116,133.04	29,004,226.47
03/27/18	0.0625	0.0300	0.002778	1	1,393,596,465.03	241,943.83	0.00	116,133.04	0.00	116,133.04	29,362,303.34
03/28/18	0.0625	0.0300	0.002778	1	1,393,596,465.03	241,943.83	0.00	116,133.04	0.00	116,133.04	29,720,380.21
03/29/18	0.0625	0.0300	0.002778	1	1,393,596,465.03	241,943.83	0.00	116,133.04	0.00	116,133.04	30,078,457.08
03/30/18	0.0625	0.0300	0.002778	0	1,393,596,465.03	0.00	0.00	0.00	0.00	0.00	30,078,457.08
03/31/18	0.0625	0.0300	0.002778	1	1,393,596,465.03	241,943.83	0.00	116,133.04	0.00	116,133.04	30,436,533.95
04/01/18	0.0625	0.0300	0.002778	1	1,393,596,465.03	241,943.83	0.00	116,133.04	0.00	116,133.04	30,794,610.82
04/02/18	0.0625	0.0300	0.002778	1	1,393,596,465.03	241,943.83	0.00	116,133.04	0.00	116,133.04	31,152,687.69
04/03/18	0.0625	0.0300	0.002778	1	1,393,596,465.03	241,943.83	0.00	116,133.04	0.00	116,133.04	31,510,764.56
04/04/18	0.0625	0.0300	0.002778	1	1,393,596,465.03	241,943.83	0.00	116,133.04	0.00	116,133.04	31,868,841.43
04/05/18	0.0625	0.0300	0.002778	1	1,393,596,465.03	241,943.83	0.00	116,133.04	0.00	116,133.04	32,226,918.30
04/06/18				**90**		**21,774,944.70**		**10,451,973.60**			**32,226,918.30**

Appendix 1 (cont.)

Class Interest Amount for the Series 2014-1 Notes (cont.)

Date	Class Interest			Daycount	Class Principal Balance	Current Interest Due	Overdue Interest	Current Capitalized Interest	Overdue Capitalized Interest	Capitalized Interest	Class Interest Amount
	Rate	Overdue Incremental Rate	Denominator								
	6.25%	3.00%	360		EoD		EoD		EoD		
04/06/18	0.0625	0.0300	0.002778	1	1,362,627,654.70	236,567.30	0.00	113,552.30	0.00	113,552.30	350,119.60
04/07/18	0.0625	0.0300	0.002778	1	1,362,627,654.70	236,567.30	0.00	113,552.30	0.00	113,552.30	700,239.20
04/08/18	0.0625	0.0300	0.002778	1	1,362,627,654.70	236,567.30	0.00	113,552.30	0.00	113,552.30	1,050,358.80
04/09/18	0.0625	0.0300	0.002778	1	1,362,627,654.70	236,567.30	0.00	113,552.30	0.00	113,552.30	1,400,478.40
04/10/18	0.0625	0.0300	0.002778	1	1,362,627,654.70	236,567.30	0.00	113,552.30	0.00	113,552.30	1,750,598.00
04/11/18	0.0625	0.0300	0.002778	1	1,362,627,654.70	236,567.30	0.00	113,552.30	0.00	113,552.30	2,100,717.60
04/12/18	0.0625	0.0300	0.002778	1	1,362,627,654.70	236,567.30	0.00	113,552.30	0.00	113,552.30	2,450,837.20
04/13/18	0.0625	0.0300	0.002778	1	1,362,627,654.70	236,567.30	0.00	113,552.30	0.00	113,552.30	2,800,956.80
04/14/18	0.0625	0.0300	0.002778	1	1,362,627,654.70	236,567.30	0.00	113,552.30	0.00	113,552.30	3,151,076.40
04/15/18	0.0625	0.0300	0.002778	1	1,362,627,654.70	236,567.30	0.00	113,552.30	0.00	113,552.30	3,501,196.00
04/16/18	0.0625	0.0300	0.002778	1	1,362,627,654.70	236,567.30	0.00	113,552.30	0.00	113,552.30	3,851,315.60
04/17/18	0.0625	0.0300	0.002778	1	1,362,627,654.70	236,567.30	0.00	113,552.30	0.00	113,552.30	4,201,435.20
04/18/18	0.0625	0.0300	0.002778	1	1,362,627,654.70	236,567.30	0.00	113,552.30	0.00	113,552.30	4,551,554.80
04/19/18	0.0625	0.0300	0.002778	1	1,362,627,654.70	236,567.30	0.00	113,552.30	0.00	113,552.30	4,901,674.40
04/20/18	0.0625	0.0300	0.002778	1	1,362,627,654.70	236,567.30	0.00	113,552.30	0.00	113,552.30	5,251,794.00
04/21/18	0.0625	0.0300	0.002778	1	1,362,627,654.70	236,567.30	0.00	113,552.30	0.00	113,552.30	5,601,913.60
04/22/18	0.0625	0.0300	0.002778	1	1,362,627,654.70	236,567.30	0.00	113,552.30	0.00	113,552.30	5,952,033.20
04/23/18	0.0625	0.0300	0.002778	1	1,362,627,654.70	236,567.30	0.00	113,552.30	0.00	113,552.30	6,302,152.80
04/24/18	0.0625	0.0300	0.002778	1	1,362,627,654.70	236,567.30	0.00	113,552.30	0.00	113,552.30	6,652,272.40
04/25/18	0.0625	0.0300	0.002778	1	1,362,627,654.70	236,567.30	0.00	113,552.30	0.00	113,552.30	7,002,392.00
04/26/18	0.0625	0.0300	0.002778	1	1,362,627,654.70	236,567.30	0.00	113,552.30	0.00	113,552.30	7,352,511.60
04/27/18	0.0625	0.0300	0.002778	1	1,362,627,654.70	236,567.30	0.00	113,552.30	0.00	113,552.30	7,702,631.20
04/28/18	0.0625	0.0300	0.002778	1	1,362,627,654.70	236,567.30	0.00	113,552.30	0.00	113,552.30	8,052,750.80
04/29/18	0.0625	0.0300	0.002778	1	1,362,627,654.70	236,567.30	0.00	113,552.30	0.00	113,552.30	8,402,870.40
04/30/18	0.0625	0.0300	0.002778	1	1,362,627,654.70	236,567.30	0.00	113,552.30	0.00	113,552.30	8,752,990.00
05/01/18	0.0625	0.0300	0.002778	1	1,362,627,654.70	236,567.30	0.00	113,552.30	0.00	113,552.30	9,103,109.60
05/02/18	0.0625	0.0300	0.002778	1	1,362,627,654.70	236,567.30	0.00	113,552.30	0.00	113,552.30	9,453,229.20
05/03/18	0.0625	0.0300	0.002778	1	1,362,627,654.70	236,567.30	0.00	113,552.30	0.00	113,552.30	9,803,348.80
05/04/18	0.0625	0.0300	0.002778	1	1,362,627,654.70	236,567.30	0.00	113,552.30	0.00	113,552.30	10,153,468.40
05/05/18	0.0625	0.0300	0.002778	1	1,362,627,654.70	236,567.30	0.00	113,552.30	0.00	113,552.30	10,503,588.00
05/06/18	0.0625	0.0300	0.002778	1	1,362,627,654.70	236,567.30	0.00	113,552.30	0.00	113,552.30	10,853,707.60

Appendix 1 (cont.)

Class Interest Amount for the Series 2014-1 Notes (cont.)

Date	Class Interest			Daycount	Class Principal Balance	Current Interest Due	Overdue Interest	Current Capitalized Interest	Overdue Capitalized Interest	Capitalized Interest	Class Interest Amount
	Rate	Overdue Incremental Rate	Denominator								
	6.25%	3.00%	360		EoD		EoD		EoD		
05/07/18	0.0625	0.0300	0.002778	1	1,362,627,654.70	236,567.30	0.00	113,552.30	0.00	113,552.30	11,203,827.20
05/08/18	0.0625	0.0300	0.002778	1	1,362,627,654.70	236,567.30	0.00	113,552.30	0.00	113,552.30	11,553,946.80
05/09/18	0.0625	0.0300	0.002778	1	1,362,627,654.70	236,567.30	0.00	113,552.30	0.00	113,552.30	11,904,066.40
05/10/18	0.0625	0.0300	0.002778	1	1,362,627,654.70	236,567.30	0.00	113,552.30	0.00	113,552.30	12,254,186.00
05/11/18	0.0625	0.0300	0.002778	1	1,362,627,654.70	236,567.30	0.00	113,552.30	0.00	113,552.30	12,604,305.60
05/12/18	0.0625	0.0300	0.002778	1	1,362,627,654.70	236,567.30	0.00	113,552.30	0.00	113,552.30	12,954,425.20
05/13/18	0.0625	0.0300	0.002778	1	1,362,627,654.70	236,567.30	0.00	113,552.30	0.00	113,552.30	13,304,544.80
05/14/18	0.0625	0.0300	0.002778	1	1,362,627,654.70	236,567.30	0.00	113,552.30	0.00	113,552.30	13,654,664.40
05/15/18	0.0625	0.0300	0.002778	1	1,362,627,654.70	236,567.30	0.00	113,552.30	0.00	113,552.30	14,004,784.00
05/16/18	0.0625	0.0300	0.002778	1	1,362,627,654.70	236,567.30	0.00	113,552.30	0.00	113,552.30	14,354,903.60
05/17/18	0.0625	0.0300	0.002778	1	1,362,627,654.70	236,567.30	0.00	113,552.30	0.00	113,552.30	14,705,023.20
05/18/18	0.0625	0.0300	0.002778	1	1,362,627,654.70	236,567.30	0.00	113,552.30	0.00	113,552.30	15,055,142.80
05/19/18	0.0625	0.0300	0.002778	1	1,362,627,654.70	236,567.30	0.00	113,552.30	0.00	113,552.30	15,405,262.40
05/20/18	0.0625	0.0300	0.002778	1	1,362,627,654.70	236,567.30	0.00	113,552.30	0.00	113,552.30	15,755,382.00
05/21/18	0.0625	0.0300	0.002778	1	1,362,627,654.70	236,567.30	0.00	113,552.30	0.00	113,552.30	16,105,501.60
05/22/18	0.0625	0.0300	0.002778	1	1,362,627,654.70	236,567.30	0.00	113,552.30	0.00	113,552.30	16,455,621.20
05/23/18	0.0625	0.0300	0.002778	1	1,362,627,654.70	236,567.30	0.00	113,552.30	0.00	113,552.30	16,805,740.80
05/24/18	0.0625	0.0300	0.002778	1	1,362,627,654.70	236,567.30	0.00	113,552.30	0.00	113,552.30	17,155,860.40
05/25/18	0.0625	0.0300	0.002778	1	1,362,627,654.70	236,567.30	0.00	113,552.30	0.00	113,552.30	17,505,980.00
05/26/18	0.0625	0.0300	0.002778	1	1,362,627,654.70	236,567.30	0.00	113,552.30	0.00	113,552.30	17,856,099.60
05/27/18	0.0625	0.0300	0.002778	1	1,362,627,654.70	236,567.30	0.00	113,552.30	0.00	113,552.30	18,206,219.20
05/28/18	0.0625	0.0300	0.002778	1	1,362,627,654.70	236,567.30	0.00	113,552.30	0.00	113,552.30	18,556,338.80
05/29/18	0.0625	0.0300	0.002778	1	1,362,627,654.70	236,567.30	0.00	113,552.30	0.00	113,552.30	18,906,458.40
05/30/18	0.0625	0.0300	0.002778	0	1,362,627,654.70	0.00	0.00	0.00	0.00	0.00	18,906,458.40
05/31/18	0.0625	0.0300	0.002778	1	1,362,627,654.70	236,567.30	0.00	113,552.30	0.00	113,552.30	19,256,578.00
06/01/18	0.0625	0.0300	0.002778	1	1,362,627,654.70	236,567.30	0.00	113,552.30	0.00	113,552.30	19,606,697.60
06/02/18	0.0625	0.0300	0.002778	1	1,362,627,654.70	236,567.30	0.00	113,552.30	0.00	113,552.30	19,956,817.20
06/03/18	0.0625	0.0300	0.002778	1	1,362,627,654.70	236,567.30	0.00	113,552.30	0.00	113,552.30	20,306,936.80
06/04/18	0.0625	0.0300	0.002778	1	1,362,627,654.70	236,567.30	0.00	113,552.30	0.00	113,552.30	20,657,056.40
06/05/18	0.0625	0.0300	0.002778	1	1,362,627,654.70	236,567.30	0.00	113,552.30	0.00	113,552.30	21,007,176.00
06/06/18	0.0625	0.0300	0.002778	1	1,362,627,654.70	236,567.30	0.00	113,552.30	0.00	113,552.30	21,357,295.60

Appendix 1 (cont.)

Class Interest Amount for the Series 2014-1 Notes (cont.)

Date	Class Interest			Daycount	Class Principal Balance	Current Interest Due	Overdue Interest	Current Capitalized Interest	Overdue Capitalized Interest	Capitalized Interest	Class Interest Amount
	Rate	Overdue Incremental Rate	Denominator								
	6.25%	3.00%	360		EoD		EoD		EoD		
06/07/18	0.0625	0.0300	0.002778	1	1,362,627,654.70	236,567.30	0.00	113,552.30	0.00	113,552.30	21,707,415.20
06/08/18	0.0625	0.0300	0.002778	1	1,362,627,654.70	236,567.30	0.00	113,552.30	0.00	113,552.30	22,057,534.80
06/09/18	0.0625	0.0300	0.002778	1	1,362,627,654.70	236,567.30	0.00	113,552.30	0.00	113,552.30	22,407,654.40
06/10/18	0.0625	0.0300	0.002778	1	1,362,627,654.70	236,567.30	0.00	113,552.30	0.00	113,552.30	22,757,774.00
06/11/18	0.0625	0.0300	0.002778	1	1,362,627,654.70	236,567.30	0.00	113,552.30	0.00	113,552.30	23,107,893.60
06/12/18	0.0625	0.0300	0.002778	1	1,362,627,654.70	236,567.30	0.00	113,552.30	0.00	113,552.30	23,458,013.20
06/13/18	0.0625	0.0300	0.002778	1	1,362,627,654.70	236,567.30	0.00	113,552.30	0.00	113,552.30	23,808,132.80
06/14/18	0.0625	0.0300	0.002778	1	1,362,627,654.70	236,567.30	0.00	113,552.30	0.00	113,552.30	24,158,252.40
06/15/18	0.0625	0.0300	0.002778	1	1,362,627,654.70	236,567.30	0.00	113,552.30	0.00	113,552.30	24,508,372.00
06/16/18	0.0625	0.0300	0.002778	1	1,362,627,654.70	236,567.30	0.00	113,552.30	0.00	113,552.30	24,858,491.60
06/17/18	0.0625	0.0300	0.002778	1	1,362,627,654.70	236,567.30	0.00	113,552.30	0.00	113,552.30	25,208,611.20
06/18/18	0.0625	0.0300	0.002778	1	1,362,627,654.70	236,567.30	0.00	113,552.30	0.00	113,552.30	25,558,730.80
06/19/18	0.0625	0.0300	0.002778	1	1,362,627,654.70	236,567.30	0.00	113,552.30	0.00	113,552.30	25,908,850.40
06/20/18	0.0625	0.0300	0.002778	1	1,362,627,654.70	236,567.30	0.00	113,552.30	0.00	113,552.30	26,258,970.00
06/21/18	0.0625	0.0300	0.002778	1	1,362,627,654.70	236,567.30	0.00	113,552.30	0.00	113,552.30	26,609,089.60
06/22/18	0.0625	0.0300	0.002778	1	1,362,627,654.70	236,567.30	0.00	113,552.30	0.00	113,552.30	26,959,209.20
06/23/18	0.0625	0.0300	0.002778	1	1,362,627,654.70	236,567.30	0.00	113,552.30	0.00	113,552.30	27,309,328.80
06/24/18	0.0625	0.0300	0.002778	1	1,362,627,654.70	236,567.30	0.00	113,552.30	0.00	113,552.30	27,659,448.40
06/25/18	0.0625	0.0300	0.002778	1	1,362,627,654.70	236,567.30	0.00	113,552.30	0.00	113,552.30	28,009,568.00
06/26/18	0.0625	0.0300	0.002778	1	1,362,627,654.70	236,567.30	0.00	113,552.30	0.00	113,552.30	28,359,687.60
06/27/18	0.0625	0.0300	0.002778	1	1,362,627,654.70	236,567.30	0.00	113,552.30	0.00	113,552.30	28,709,807.20
06/28/18	0.0625	0.0300	0.002778	1	1,362,627,654.70	236,567.30	0.00	113,552.30	0.00	113,552.30	29,059,926.80
06/29/18	0.0625	0.0300	0.002778	1	1,362,627,654.70	236,567.30	0.00	113,552.30	0.00	113,552.30	29,410,046.40
06/30/18	0.0625	0.0300	0.002778	1	1,362,627,654.70	236,567.30	0.00	113,552.30	0.00	113,552.30	29,760,166.00
07/01/18	0.0625	0.0300	0.002778	1	1,362,627,654.70	236,567.30	0.00	113,552.30	0.00	113,552.30	30,110,285.60
07/02/18	0.0625	0.0300	0.002778	1	1,362,627,654.70	236,567.30	0.00	113,552.30	0.00	113,552.30	30,460,405.20
07/03/18	0.0625	0.0300	0.002778	1	1,362,627,654.70	236,567.30	0.00	113,552.30	0.00	113,552.30	30,810,524.80
07/04/18	0.0625	0.0300	0.002778	1	1,362,627,654.70	236,567.30	0.00	113,552.30	0.00	113,552.30	31,160,644.40
07/05/18	0.0625	0.0300	0.002778	1	1,362,627,654.70	236,567.30	0.00	113,552.30	0.00	113,552.30	31,510,764.00
07/06/18				**90**		**21,291,057.00**		**10,219,707.00**			**31,510,764.00**

Appendix 2

Class Interest Amount for the Series 2014-2 Notes

Date	Class Interest			Daycount	Class Principal Balance	Current Interest Due	Overdue Interest	Current Penalty Interest	Overdue Current Penalty Interest	Penalty Interest	Class Interest Amount
	Rate	Penalty Rate	Denominator								
	16.25%	3.00%	252		EoD		EoD		EoD		
01/06/18	0.1625	0.0300	0.003968	0	556,786,996.99	0.00	0.00	0.00	0.00	0.00	0.00
01/07/18	0.1625	0.0300	0.003968	0	556,786,996.99	0.00	0.00	0.00	0.00	0.00	0.00
01/08/18	0.1625	0.0300	0.003968	1	556,786,996.99	332,785.96	0.00	66,284.17	0.00	66,284.17	399,070.12
01/09/18	0.1625	0.0300	0.003968	1	556,786,996.99	332,984.86	0.00	66,292.06	0.00	66,292.06	798,347.04
01/10/18	0.1625	0.0300	0.003968	1	556,786,996.99	333,183.88	0.00	66,299.95	0.00	66,299.95	1,197,830.87
01/11/18	0.1625	0.0300	0.003968	1	556,786,996.99	333,383.02	0.00	66,307.84	0.00	66,307.84	1,597,521.74
01/12/18	0.1625	0.0300	0.003968	1	556,786,996.99	333,582.28	0.00	66,315.74	0.00	66,315.74	1,997,419.76
01/13/18	0.1625	0.0300	0.003968	0	556,786,996.99	0.00	0.00	0.00	0.00	0.00	1,997,419.76
01/14/18	0.1625	0.0300	0.003968	0	556,786,996.99	0.00	0.00	0.00	0.00	0.00	1,997,419.76
01/15/18	0.1625	0.0300	0.003968	1	556,786,996.99	333,781.66	0.00	66,323.63	0.00	66,323.63	2,397,525.05
01/16/18	0.1625	0.0300	0.003968	1	556,786,996.99	333,981.16	0.00	66,331.53	0.00	66,331.53	2,797,837.74
01/17/18	0.1625	0.0300	0.003968	1	556,786,996.99	334,180.78	0.00	66,339.42	0.00	66,339.42	3,198,357.94
01/18/18	0.1625	0.0300	0.003968	1	556,786,996.99	334,380.51	0.00	66,347.32	0.00	66,347.32	3,599,085.77
01/19/18	0.1625	0.0300	0.003968	1	556,786,996.99	334,580.37	0.00	66,355.22	0.00	66,355.22	4,000,021.36
01/20/18	0.1625	0.0300	0.003968	0	556,786,996.99	0.00	0.00	0.00	0.00	0.00	4,000,021.36
01/21/18	0.1625	0.0300	0.003968	0	556,786,996.99	0.00	0.00	0.00	0.00	0.00	4,000,021.36
01/22/18	0.1625	0.0300	0.003968	1	556,786,996.99	334,780.34	0.00	66,363.12	0.00	66,363.12	4,401,164.82
01/23/18	0.1625	0.0300	0.003968	1	556,786,996.99	334,980.44	0.00	66,371.02	0.00	66,371.02	4,802,516.28
01/24/18	0.1625	0.0300	0.003968	1	556,786,996.99	335,180.65	0.00	66,378.92	0.00	66,378.92	5,204,075.85
01/25/18	0.1625	0.0300	0.003968	0	556,786,996.99	0.00	0.00	0.00	0.00	0.00	5,204,075.85
01/26/18	0.1625	0.0300	0.003968	1	556,786,996.99	335,380.99	0.00	66,386.82	0.00	66,386.82	5,605,843.66
01/27/18	0.1625	0.0300	0.003968	0	556,786,996.99	0.00	0.00	0.00	0.00	0.00	5,605,843.66
01/28/18	0.1625	0.0300	0.003968	0	556,786,996.99	0.00	0.00	0.00	0.00	0.00	5,605,843.66
01/29/18	0.1625	0.0300	0.003968	1	556,786,996.99	335,581.44	0.00	66,394.73	0.00	66,394.73	6,007,819.83
01/30/18	0.1625	0.0300	0.003968	1	556,786,996.99	335,782.02	0.00	66,402.63	0.00	66,402.63	6,410,004.48
01/31/18	0.1625	0.0300	0.003968	1	556,786,996.99	335,982.71	0.00	66,410.53	0.00	66,410.53	6,812,397.72
02/01/18	0.1625	0.0300	0.003968	1	556,786,996.99	336,183.52	0.00	66,418.44	0.00	66,418.44	7,214,999.68
02/02/18	0.1625	0.0300	0.003968	1	556,786,996.99	336,384.46	0.00	66,426.35	0.00	66,426.35	7,617,810.49
02/03/18	0.1625	0.0300	0.003968	0	556,786,996.99	0.00	0.00	0.00	0.00	0.00	7,617,810.49
02/04/18	0.1625	0.0300	0.003968	0	556,786,996.99	0.00	0.00	0.00	0.00	0.00	7,617,810.49
02/05/18	0.1625	0.0300	0.003968	1	556,786,996.99	336,585.51	0.00	66,434.26	0.00	66,434.26	8,020,830.25

Appendix 2 (cont.)

Class Interest Amount for the Series 2014-2 Notes (cont.)

Date	Class Interest			Daycount	Class Principal Balance	Current Interest Due	Overdue Interest	Current Penalty Interest	Overdue Current Penalty Interest	Penalty Interest	Class Interest Amount
	Rate	Penalty Rate	Denominator								
	16.25%	3.00%	252		EoD		EoD		EoD		
02/06/18	0.1625	0.0300	0.003968	1	556,786,996.99	336,786.68	0.00	66,442.16	0.00	66,442.16	8,424,059.10
02/07/18	0.1625	0.0300	0.003968	1	556,786,996.99	336,987.98	0.00	66,450.07	0.00	66,450.07	8,827,497.15
02/08/18	0.1625	0.0300	0.003968	1	556,786,996.99	337,189.39	0.00	66,457.98	0.00	66,457.98	9,231,144.52
02/09/18	0.1625	0.0300	0.003968	1	556,786,996.99	337,390.93	0.00	66,465.90	0.00	66,465.90	9,635,001.35
02/10/18	0.1625	0.0300	0.003968	0	556,786,996.99	0.00	0.00	0.00	0.00	0.00	9,635,001.35
02/11/18	0.1625	0.0300	0.003968	0	556,786,996.99	0.00	0.00	0.00	0.00	0.00	9,635,001.35
02/12/18	0.1625	0.0300	0.003968	0	556,786,996.99	0.00	0.00	0.00	0.00	0.00	9,635,001.35
02/13/18	0.1625	0.0300	0.003968	0	556,786,996.99	0.00	0.00	0.00	0.00	0.00	9,635,001.35
02/14/18	0.1625	0.0300	0.003968	1	556,786,996.99	337,592.58	0.00	66,473.81	0.00	66,473.81	10,039,067.74
02/15/18	0.1625	0.0300	0.003968	1	556,786,996.99	337,794.36	0.00	66,481.72	0.00	66,481.72	10,443,343.82
02/16/18	0.1625	0.0300	0.003968	1	556,786,996.99	337,996.25	0.00	66,489.64	0.00	66,489.64	10,847,829.71
02/17/18	0.1625	0.0300	0.003968	0	556,786,996.99	0.00	0.00	0.00	0.00	0.00	10,847,829.71
02/18/18	0.1625	0.0300	0.003968	0	556,786,996.99	0.00	0.00	0.00	0.00	0.00	10,847,829.71
02/19/18	0.1625	0.0300	0.003968	1	556,786,996.99	338,198.27	0.00	66,497.55	0.00	66,497.55	11,252,525.53
02/20/18	0.1625	0.0300	0.003968	1	556,786,996.99	338,400.41	0.00	66,505.47	0.00	66,505.47	11,657,431.41
02/21/18	0.1625	0.0300	0.003968	1	556,786,996.99	338,602.67	0.00	66,513.39	0.00	66,513.39	12,062,547.46
02/22/18	0.1625	0.0300	0.003968	1	556,786,996.99	338,805.05	0.00	66,521.30	0.00	66,521.30	12,467,873.81
02/23/18	0.1625	0.0300	0.003968	1	556,786,996.99	339,007.55	0.00	66,529.22	0.00	66,529.22	12,873,410.58
02/24/18	0.1625	0.0300	0.003968	0	556,786,996.99	0.00	0.00	0.00	0.00	0.00	12,873,410.58
02/25/18	0.1625	0.0300	0.003968	0	556,786,996.99	0.00	0.00	0.00	0.00	0.00	12,873,410.58
02/26/18	0.1625	0.0300	0.003968	1	556,786,996.99	339,210.17	0.00	66,537.14	0.00	66,537.14	13,279,157.89
02/27/18	0.1625	0.0300	0.003968	1	556,786,996.99	339,412.91	0.00	66,545.07	0.00	66,545.07	13,685,115.87
02/28/18	0.1625	0.0300	0.003968	1	556,786,996.99	339,615.77	0.00	66,552.99	0.00	66,552.99	14,091,284.63
03/01/18	0.1625	0.0300	0.003968	1	556,786,996.99	339,818.76	0.00	66,560.91	0.00	66,560.91	14,497,664.30
03/02/18	0.1625	0.0300	0.003968	1	556,786,996.99	340,021.86	0.00	66,568.83	0.00	66,568.83	14,904,254.99
03/03/18	0.1625	0.0300	0.003968	0	556,786,996.99	0.00	0.00	0.00	0.00	0.00	14,904,254.99
03/04/18	0.1625	0.0300	0.003968	0	556,786,996.99	0.00	0.00	0.00	0.00	0.00	14,904,254.99
03/05/18	0.1625	0.0300	0.003968	1	556,786,996.99	340,225.09	0.00	66,576.76	0.00	66,576.76	15,311,056.85
03/06/18	0.1625	0.0300	0.003968	1	556,786,996.99	340,428.44	0.00	66,584.68	0.00	66,584.68	15,718,069.97
03/07/18	0.1625	0.0300	0.003968	1	556,786,996.99	340,631.91	0.00	66,592.61	0.00	66,592.61	16,125,294.49
03/08/18	0.1625	0.0300	0.003968	1	556,786,996.99	340,835.50	0.00	66,600.54	0.00	66,600.54	16,532,730.54

Appendix 2 (cont.)

Class Interest Amount for the Series 2014-2 Notes (cont.)

Date	Class Interest			Daycount	Class Principal Balance	Current Interest Due	Overdue Interest	Current Penalty Interest	Overdue Current Penalty Interest	Penalty Interest	Class Interest Amount
	Rate	Penalty Rate	Denominator								
	16.25%	3.00%	252		EoD		EoD		EoD		
03/09/18	0.1625	0.0300	0.003968	1	556,786,996.99	341,039.22	0.00	66,608.47	0.00	66,608.47	16,940,378.22
03/10/18	0.1625	0.0300	0.003968	0	556,786,996.99	0.00	0.00	0.00	0.00	0.00	16,940,378.22
03/11/18	0.1625	0.0300	0.003968	0	556,786,996.99	0.00	0.00	0.00	0.00	0.00	16,940,378.22
03/12/18	0.1625	0.0300	0.003968	1	556,786,996.99	341,243.05	0.00	66,616.40	0.00	66,616.40	17,348,237.68
03/13/18	0.1625	0.0300	0.003968	1	556,786,996.99	341,447.01	0.00	66,624.33	0.00	66,624.33	17,756,309.01
03/14/18	0.1625	0.0300	0.003968	1	556,786,996.99	341,651.09	0.00	66,632.26	0.00	66,632.26	18,164,592.36
03/15/18	0.1625	0.0300	0.003968	1	556,786,996.99	341,855.29	0.00	66,640.19	0.00	66,640.19	18,573,087.85
03/16/18	0.1625	0.0300	0.003968	1	556,786,996.99	342,059.62	0.00	66,648.13	0.00	66,648.13	18,981,795.59
03/17/18	0.1625	0.0300	0.003968	0	556,786,996.99	0.00	0.00	0.00	0.00	0.00	18,981,795.59
03/18/18	0.1625	0.0300	0.003968	0	556,786,996.99	0.00	0.00	0.00	0.00	0.00	18,981,795.59
03/19/18	0.1625	0.0300	0.003968	1	556,786,996.99	342,264.06	0.00	66,656.06	0.00	66,656.06	19,390,715.71
03/20/18	0.1625	0.0300	0.003968	1	556,786,996.99	342,468.63	0.00	66,663.99	0.00	66,663.99	19,799,848.33
03/21/18	0.1625	0.0300	0.003968	1	556,786,996.99	342,673.32	0.00	66,671.93	0.00	66,671.93	20,209,193.58
03/22/18	0.1625	0.0300	0.003968	1	556,786,996.99	342,878.13	0.00	66,679.87	0.00	66,679.87	20,618,751.58
03/23/18	0.1625	0.0300	0.003968	1	556,786,996.99	343,083.07	0.00	66,687.81	0.00	66,687.81	21,028,522.46
03/24/18	0.1625	0.0300	0.003968	0	556,786,996.99	0.00	0.00	0.00	0.00	0.00	21,028,522.46
03/25/18	0.1625	0.0300	0.003968	0	556,786,996.99	0.00	0.00	0.00	0.00	0.00	21,028,522.46
03/26/18	0.1625	0.0300	0.003968	1	556,786,996.99	343,288.12	0.00	66,695.74	0.00	66,695.74	21,438,506.32
03/27/18	0.1625	0.0300	0.003968	1	556,786,996.99	343,493.30	0.00	66,703.68	0.00	66,703.68	21,848,703.31
03/28/18	0.1625	0.0300	0.003968	1	556,786,996.99	343,698.61	0.00	66,711.63	0.00	66,711.63	22,259,113.54
03/29/18	0.1625	0.0300	0.003968	1	556,786,996.99	343,904.03	0.00	66,719.57	0.00	66,719.57	22,669,737.14
03/30/18	0.1625	0.0300	0.003968	0	556,786,996.99	0.00	0.00	0.00	0.00	0.00	22,669,737.14
03/31/18	0.1625	0.0300	0.003968	0	556,786,996.99	0.00	0.00	0.00	0.00	0.00	22,669,737.14
04/01/18	0.1625	0.0300	0.003968	0	556,786,996.99	0.00	0.00	0.00	0.00	0.00	22,669,737.14
04/02/18	0.1625	0.0300	0.003968	1	556,786,996.99	344,109.58	0.00	66,727.51	0.00	66,727.51	23,080,574.23
04/03/18	0.1625	0.0300	0.003968	1	556,786,996.99	344,315.25	0.00	66,735.45	0.00	66,735.45	23,491,624.94
04/04/18	0.1625	0.0300	0.003968	1	556,786,996.99	344,521.04	0.00	66,743.40	0.00	66,743.40	23,902,889.38
04/05/18	0.1625	0.0300	0.003968	1	556,786,996.99	344,726.96	0.00	66,751.34	0.00	66,751.34	24,314,367.68
04/06/18				**60**		**20,323,318.48**		**3,991,049.20**			**24,314,367.68**

Appendix 2 (cont.)

Class Interest Amount for the Series 2014-2 Notes (cont.)

Date	Class Interest			Daycount	Class Principal Balance	Current Interest Due	Overdue Interest	Current Penalty Interest	Overdue Current Penalty Interest	Penalty Interest	Class Interest Amount
	Rate	Penalty Rate	Denominator								
	16.25%	3.00%	252		EoD		EoD		EoD		
04/06/18	0.1625	0.0300	0.003968	1	524,041,293.52	313,214.18	0.00	62,385.87	0.00	62,385.87	375,600.05
04/07/18	0.1625	0.0300	0.003968	0	524,041,293.52	0.00	0.00	0.00	0.00	0.00	375,600.05
04/08/18	0.1625	0.0300	0.003968	0	524,041,293.52	0.00	0.00	0.00	0.00	0.00	375,600.05
04/09/18	0.1625	0.0300	0.003968	1	524,041,293.52	313,401.39	0.00	62,393.30	0.00	62,393.30	751,394.73
04/10/18	0.1625	0.0300	0.003968	1	524,041,293.52	313,588.70	0.00	62,400.72	0.00	62,400.72	1,127,384.16
04/11/18	0.1625	0.0300	0.003968	1	524,041,293.52	313,776.13	0.00	62,408.15	0.00	62,408.15	1,503,568.44
04/12/18	0.1625	0.0300	0.003968	1	524,041,293.52	313,963.67	0.00	62,415.58	0.00	62,415.58	1,879,947.70
04/13/18	0.1625	0.0300	0.003968	1	524,041,293.52	314,151.33	0.00	62,423.01	0.00	62,423.01	2,256,522.04
04/14/18	0.1625	0.0300	0.003968	0	524,041,293.52	0.00	0.00	0.00	0.00	0.00	2,256,522.04
04/15/18	0.1625	0.0300	0.003968	0	524,041,293.52	0.00	0.00	0.00	0.00	0.00	2,256,522.04
04/16/18	0.1625	0.0300	0.003968	1	524,041,293.52	314,339.09	0.00	62,430.44	0.00	62,430.44	2,633,291.57
04/17/18	0.1625	0.0300	0.003968	1	524,041,293.52	314,526.97	0.00	62,437.88	0.00	62,437.88	3,010,256.42
04/18/18	0.1625	0.0300	0.003968	1	524,041,293.52	314,714.96	0.00	62,445.31	0.00	62,445.31	3,387,416.68
04/19/18	0.1625	0.0300	0.003968	1	524,041,293.52	314,903.06	0.00	62,452.74	0.00	62,452.74	3,764,772.49
04/20/18	0.1625	0.0300	0.003968	1	524,041,293.52	315,091.27	0.00	62,460.18	0.00	62,460.18	4,142,323.94
04/21/18	0.1625	0.0300	0.003968	0	524,041,293.52	0.00	0.00	0.00	0.00	0.00	4,142,323.94
04/22/18	0.1625	0.0300	0.003968	0	524,041,293.52	0.00	0.00	0.00	0.00	0.00	4,142,323.94
04/23/18	0.1625	0.0300	0.003968	0	524,041,293.52	0.00	0.00	0.00	0.00	0.00	4,142,323.94
04/24/18	0.1625	0.0300	0.003968	1	524,041,293.52	315,279.60	0.00	62,467.61	0.00	62,467.61	4,520,071.15
04/25/18	0.1625	0.0300	0.003968	1	524,041,293.52	315,468.04	0.00	62,475.05	0.00	62,475.05	4,898,014.24
04/26/18	0.1625	0.0300	0.003968	1	524,041,293.52	315,656.59	0.00	62,482.49	0.00	62,482.49	5,276,153.32
04/27/18	0.1625	0.0300	0.003968	1	524,041,293.52	315,845.26	0.00	62,489.93	0.00	62,489.93	5,654,488.51
04/28/18	0.1625	0.0300	0.003968	0	524,041,293.52	0.00	0.00	0.00	0.00	0.00	5,654,488.51
04/29/18	0.1625	0.0300	0.003968	0	524,041,293.52	0.00	0.00	0.00	0.00	0.00	5,654,488.51
04/30/18	0.1625	0.0300	0.003968	1	524,041,293.52	316,034.04	0.00	62,497.36	0.00	62,497.36	6,033,019.91
05/01/18	0.1625	0.0300	0.003968	0	524,041,293.52	0.00	0.00	0.00	0.00	0.00	6,033,019.91
05/02/18	0.1625	0.0300	0.003968	1	524,041,293.52	316,222.93	0.00	62,504.80	0.00	62,504.80	6,411,747.64
05/03/18	0.1625	0.0300	0.003968	1	524,041,293.52	316,411.93	0.00	62,512.25	0.00	62,512.25	6,790,671.81
05/04/18	0.1625	0.0300	0.003968	1	524,041,293.52	316,601.05	0.00	62,519.69	0.00	62,519.69	7,169,792.55
05/05/18	0.1625	0.0300	0.003968	0	524,041,293.52	0.00	0.00	0.00	0.00	0.00	7,169,792.55
05/06/18	0.1625	0.0300	0.003968	0	524,041,293.52	0.00	0.00	0.00	0.00	0.00	7,169,792.55

Appendix 2 (cont.)

Class Interest Amount for the Series 2014-2 Notes (cont.)

Date	Class Interest			Daycount	Class Principal Balance	Current Interest Due	Overdue Interest	Current Penalty Interest	Overdue Current Penalty Interest	Penalty Interest	Class Interest Amount
	Rate	Penalty Rate	Denominator								
	16.25%	3.00%	252		EoD		EoD		EoD		
05/07/18	0.1625	0.0300	0.003968	1	524,041,293.52	316,790.27	0.00	62,527.13	0.00	62,527.13	7,549,109.95
05/08/18	0.1625	0.0300	0.003968	1	524,041,293.52	316,979.62	0.00	62,534.57	0.00	62,534.57	7,928,624.14
05/09/18	0.1625	0.0300	0.003968	1	524,041,293.52	317,169.07	0.00	62,542.02	0.00	62,542.02	8,308,335.23
05/10/18	0.1625	0.0300	0.003968	1	524,041,293.52	317,358.64	0.00	62,549.46	0.00	62,549.46	8,688,243.34
05/11/18	0.1625	0.0300	0.003968	1	524,041,293.52	317,548.32	0.00	62,556.91	0.00	62,556.91	9,068,348.57
05/12/18	0.1625	0.0300	0.003968	0	524,041,293.52	0.00	0.00	0.00	0.00	0.00	9,068,348.57
05/13/18	0.1625	0.0300	0.003968	0	524,041,293.52	0.00	0.00	0.00	0.00	0.00	9,068,348.57
05/14/18	0.1625	0.0300	0.003968	1	524,041,293.52	317,738.12	0.00	62,564.36	0.00	62,564.36	9,448,651.05
05/15/18	0.1625	0.0300	0.003968	1	524,041,293.52	317,928.03	0.00	62,571.81	0.00	62,571.81	9,829,150.88
05/16/18	0.1625	0.0300	0.003968	1	524,041,293.52	318,118.05	0.00	62,579.26	0.00	62,579.26	10,209,848.19
05/17/18	0.1625	0.0300	0.003968	1	524,041,293.52	318,308.19	0.00	62,586.70	0.00	62,586.70	10,590,743.08
05/18/18	0.1625	0.0300	0.003968	1	524,041,293.52	318,498.44	0.00	62,594.16	0.00	62,594.16	10,971,835.67
05/19/18	0.1625	0.0300	0.003968	0	524,041,293.52	0.00	0.00	0.00	0.00	0.00	10,971,835.67
05/20/18	0.1625	0.0300	0.003968	0	524,041,293.52	0.00	0.00	0.00	0.00	0.00	10,971,835.67
05/21/18	0.1625	0.0300	0.003968	1	524,041,293.52	318,688.80	0.00	62,601.61	0.00	62,601.61	11,353,126.08
05/22/18	0.1625	0.0300	0.003968	1	524,041,293.52	318,879.28	0.00	62,609.06	0.00	62,609.06	11,734,614.41
05/23/18	0.1625	0.0300	0.003968	1	524,041,293.52	319,069.87	0.00	62,616.51	0.00	62,616.51	12,116,300.79
05/24/18	0.1625	0.0300	0.003968	1	524,041,293.52	319,260.57	0.00	62,623.97	0.00	62,623.97	12,498,185.33
05/25/18	0.1625	0.0300	0.003968	1	524,041,293.52	319,451.39	0.00	62,631.42	0.00	62,631.42	12,880,268.14
05/26/18	0.1625	0.0300	0.003968	0	524,041,293.52	0.00	0.00	0.00	0.00	0.00	12,880,268.14
05/27/18	0.1625	0.0300	0.003968	0	524,041,293.52	0.00	0.00	0.00	0.00	0.00	12,880,268.14
05/28/18	0.1625	0.0300	0.003968	1	524,041,293.52	319,642.32	0.00	62,638.88	0.00	62,638.88	13,262,549.35
05/29/18	0.1625	0.0300	0.003968	1	524,041,293.52	319,833.37	0.00	62,646.34	0.00	62,646.34	13,645,029.05
05/30/18	0.1625	0.0300	0.003968	1	524,041,293.52	320,024.53	0.00	62,653.79	0.00	62,653.79	14,027,707.38
05/31/18	0.1625	0.0300	0.003968	0	524,041,293.52	0.00	0.00	0.00	0.00	0.00	14,027,707.38
06/01/18	0.1625	0.0300	0.003968	1	524,041,293.52	320,215.81	0.00	62,661.25	0.00	62,661.25	14,410,584.44
06/02/18	0.1625	0.0300	0.003968	0	524,041,293.52	0.00	0.00	0.00	0.00	0.00	14,410,584.44
06/03/18	0.1625	0.0300	0.003968	0	524,041,293.52	0.00	0.00	0.00	0.00	0.00	14,410,584.44
06/04/18	0.1625	0.0300	0.003968	1	524,041,293.52	320,407.20	0.00	62,668.71	0.00	62,668.71	14,793,660.35
06/05/18	0.1625	0.0300	0.003968	1	524,041,293.52	320,598.70	0.00	62,676.17	0.00	62,676.17	15,176,935.22
06/06/18	0.1625	0.0300	0.003968	1	524,041,293.52	320,790.32	0.00	62,683.63	0.00	62,683.63	15,560,409.18

Appendix 2 (cont.)

Class Interest Amount for the Series 2014-2 Notes (cont.)

Date	Class Interest			Daycount	Class Principal Balance	Current Interest Due	Overdue Interest	Current Penalty Interest	Overdue Current Penalty Interest	Penalty Interest	Class Interest Amount
	Rate	Penalty Rate	Denominator								
	16.25%	3.00%	252		EoD		EoD		EoD		
06/07/18	0.1625	0.0300	0.003968	1	524,041,293.52	320,982.05	0.00	62,691.10	0.00	62,691.10	15,944,082.32
06/08/18	0.1625	0.0300	0.003968	1	524,041,293.52	321,173.90	0.00	62,698.56	0.00	62,698.56	16,327,954.78
06/09/18	0.1625	0.0300	0.003968	0	524,041,293.52	0.00	0.00	0.00	0.00	0.00	16,327,954.78
06/10/18	0.1625	0.0300	0.003968	0	524,041,293.52	0.00	0.00	0.00	0.00	0.00	16,327,954.78
06/11/18	0.1625	0.0300	0.003968	1	524,041,293.52	321,365.86	0.00	62,706.02	0.00	62,706.02	16,712,026.67
06/12/18	0.1625	0.0300	0.003968	1	524,041,293.52	321,557.94	0.00	62,713.49	0.00	62,713.49	17,096,298.10
06/13/18	0.1625	0.0300	0.003968	1	524,041,293.52	321,750.13	0.00	62,720.96	0.00	62,720.96	17,480,769.19
06/14/18	0.1625	0.0300	0.003968	1	524,041,293.52	321,942.44	0.00	62,728.42	0.00	62,728.42	17,865,440.05
06/15/18	0.1625	0.0300	0.003968	1	524,041,293.52	322,134.86	0.00	62,735.89	0.00	62,735.89	18,250,310.80
06/16/18	0.1625	0.0300	0.003968	0	524,041,293.52	0.00	0.00	0.00	0.00	0.00	18,250,310.80
06/17/18	0.1625	0.0300	0.003968	0	524,041,293.52	0.00	0.00	0.00	0.00	0.00	18,250,310.80
06/18/18	0.1625	0.0300	0.003968	1	524,041,293.52	322,327.40	0.00	62,743.36	0.00	62,743.36	18,635,381.55
06/19/18	0.1625	0.0300	0.003968	1	524,041,293.52	322,520.05	0.00	62,750.83	0.00	62,750.83	19,020,652.43
06/20/18	0.1625	0.0300	0.003968	1	524,041,293.52	322,712.82	0.00	62,758.30	0.00	62,758.30	19,406,123.54
06/21/18	0.1625	0.0300	0.003968	1	524,041,293.52	322,905.70	0.00	62,765.77	0.00	62,765.77	19,791,795.01
06/22/18	0.1625	0.0300	0.003968	1	524,041,293.52	323,098.70	0.00	62,773.24	0.00	62,773.24	20,177,666.95
06/23/18	0.1625	0.0300	0.003968	0	524,041,293.52	0.00	0.00	0.00	0.00	0.00	20,177,666.95
06/24/18	0.1625	0.0300	0.003968	0	524,041,293.52	0.00	0.00	0.00	0.00	0.00	20,177,666.95
06/25/18	0.1625	0.0300	0.003968	1	524,041,293.52	323,291.81	0.00	62,780.71	0.00	62,780.71	20,563,739.47
06/26/18	0.1625	0.0300	0.003968	1	524,041,293.52	323,485.04	0.00	62,788.19	0.00	62,788.19	20,950,012.69
06/27/18	0.1625	0.0300	0.003968	1	524,041,293.52	323,678.38	0.00	62,795.66	0.00	62,795.66	21,336,486.74
06/28/18	0.1625	0.0300	0.003968	1	524,041,293.52	323,871.84	0.00	62,803.14	0.00	62,803.14	21,723,161.71
06/29/18	0.1625	0.0300	0.003968	1	524,041,293.52	324,065.41	0.00	62,810.62	0.00	62,810.62	22,110,037.74
06/30/18	0.1625	0.0300	0.003968	0	524,041,293.52	0.00	0.00	0.00	0.00	0.00	22,110,037.74
07/01/18	0.1625	0.0300	0.003968	0	524,041,293.52	0.00	0.00	0.00	0.00	0.00	22,110,037.74
07/02/18	0.1625	0.0300	0.003968	1	524,041,293.52	324,259.11	0.00	62,818.09	0.00	62,818.09	22,497,114.94
07/03/18	0.1625	0.0300	0.003968	1	524,041,293.52	324,452.91	0.00	62,825.57	0.00	62,825.57	22,884,393.42
07/04/18	0.1625	0.0300	0.003968	1	524,041,293.52	324,646.83	0.00	62,833.05	0.00	62,833.05	23,271,873.31
07/05/18	0.1625	0.0300	0.003968	1	524,041,293.52	324,840.87	0.00	62,840.53	0.00	62,840.53	23,659,554.71
07/06/18				**62**		**19,777,553.13**		**3,882,001.58**			**23,659,554.71**

Appendix 3

Class Interest Amount for the Series 2014-3 Notes

Date	Class Interest			Daycount	Class Principal Balance	Current Interest Due	Overdue Interest	Current Capitalized Interest	Overdue Capitalized Interest	Capitalized Interest	Class Interest Amount
	Rate	Overdue Incremental Rate	Denominator								
	6.75%	3.00%	360		EoD		EoD		EoD		
01/06/18	0.0675	0.0300	0.002778	1	847,655,045.27	158,935.32	0.00	70,637.92	0.00	70,637.92	229,573.24
01/07/18	0.0675	0.0300	0.002778	1	847,655,045.27	158,935.32	0.00	70,637.92	0.00	70,637.92	459,146.48
01/08/18	0.0675	0.0300	0.002778	1	847,655,045.27	158,935.32	0.00	70,637.92	0.00	70,637.92	688,719.72
01/09/18	0.0675	0.0300	0.002778	1	847,655,045.27	158,935.32	0.00	70,637.92	0.00	70,637.92	918,292.96
01/10/18	0.0675	0.0300	0.002778	1	847,655,045.27	158,935.32	0.00	70,637.92	0.00	70,637.92	1,147,866.20
01/11/18	0.0675	0.0300	0.002778	1	847,655,045.27	158,935.32	0.00	70,637.92	0.00	70,637.92	1,377,439.44
01/12/18	0.0675	0.0300	0.002778	1	847,655,045.27	158,935.32	0.00	70,637.92	0.00	70,637.92	1,607,012.68
01/13/18	0.0675	0.0300	0.002778	1	847,655,045.27	158,935.32	0.00	70,637.92	0.00	70,637.92	1,836,585.92
01/14/18	0.0675	0.0300	0.002778	1	847,655,045.27	158,935.32	0.00	70,637.92	0.00	70,637.92	2,066,159.16
01/15/18	0.0675	0.0300	0.002778	1	847,655,045.27	158,935.32	0.00	70,637.92	0.00	70,637.92	2,295,732.40
01/16/18	0.0675	0.0300	0.002778	1	847,655,045.27	158,935.32	0.00	70,637.92	0.00	70,637.92	2,525,305.64
01/17/18	0.0675	0.0300	0.002778	1	847,655,045.27	158,935.32	0.00	70,637.92	0.00	70,637.92	2,754,878.88
01/18/18	0.0675	0.0300	0.002778	1	847,655,045.27	158,935.32	0.00	70,637.92	0.00	70,637.92	2,984,452.12
01/19/18	0.0675	0.0300	0.002778	1	847,655,045.27	158,935.32	0.00	70,637.92	0.00	70,637.92	3,214,025.36
01/20/18	0.0675	0.0300	0.002778	1	847,655,045.27	158,935.32	0.00	70,637.92	0.00	70,637.92	3,443,598.60
01/21/18	0.0675	0.0300	0.002778	1	847,655,045.27	158,935.32	0.00	70,637.92	0.00	70,637.92	3,673,171.84
01/22/18	0.0675	0.0300	0.002778	1	847,655,045.27	158,935.32	0.00	70,637.92	0.00	70,637.92	3,902,745.08
01/23/18	0.0675	0.0300	0.002778	1	847,655,045.27	158,935.32	0.00	70,637.92	0.00	70,637.92	4,132,318.32
01/24/18	0.0675	0.0300	0.002778	1	847,655,045.27	158,935.32	0.00	70,637.92	0.00	70,637.92	4,361,891.56
01/25/18	0.0675	0.0300	0.002778	1	847,655,045.27	158,935.32	0.00	70,637.92	0.00	70,637.92	4,591,464.80
01/26/18	0.0675	0.0300	0.002778	1	847,655,045.27	158,935.32	0.00	70,637.92	0.00	70,637.92	4,821,038.04
01/27/18	0.0675	0.0300	0.002778	1	847,655,045.27	158,935.32	0.00	70,637.92	0.00	70,637.92	5,050,611.28
01/28/18	0.0675	0.0300	0.002778	1	847,655,045.27	158,935.32	0.00	70,637.92	0.00	70,637.92	5,280,184.52
01/29/18	0.0675	0.0300	0.002778	1	847,655,045.27	158,935.32	0.00	70,637.92	0.00	70,637.92	5,509,757.76
01/30/18	0.0675	0.0300	0.002778	0	847,655,045.27	0.00	0.00	0.00	0.00	0.00	5,509,757.76
01/31/18	0.0675	0.0300	0.002778	1	847,655,045.27	158,935.32	0.00	70,637.92	0.00	70,637.92	5,739,331.00
02/01/18	0.0675	0.0300	0.002778	1	847,655,045.27	158,935.32	0.00	70,637.92	0.00	70,637.92	5,968,904.24
02/02/18	0.0675	0.0300	0.002778	1	847,655,045.27	158,935.32	0.00	70,637.92	0.00	70,637.92	6,198,477.48
02/03/18	0.0675	0.0300	0.002778	1	847,655,045.27	158,935.32	0.00	70,637.92	0.00	70,637.92	6,428,050.72
02/04/18	0.0675	0.0300	0.002778	1	847,655,045.27	158,935.32	0.00	70,637.92	0.00	70,637.92	6,657,623.96
02/05/18	0.0675	0.0300	0.002778	1	847,655,045.27	158,935.32	0.00	70,637.92	0.00	70,637.92	6,887,197.20

Appendix 3 (cont.)

Class Interest Amount for the Series 2014-3 Notes (cont.)

Date	Class Interest			Daycount	Class Principal Balance	Current Interest Due	Overdue Interest	Current Capitalized Interest	Overdue Capitalized Interest	Capitalized Interest	Class Interest Amount
	Rate	Overdue Incremental Rate	Denominator								
	6.75%	3.00%	360		EoD		EoD		EoD		
02/06/18	0.0675	0.0300	0.002778	1	847,655,045.27	158,935.32	0.00	70,637.92	0.00	70,637.92	7,116,770.44
02/07/18	0.0675	0.0300	0.002778	1	847,655,045.27	158,935.32	0.00	70,637.92	0.00	70,637.92	7,346,343.68
02/08/18	0.0675	0.0300	0.002778	1	847,655,045.27	158,935.32	0.00	70,637.92	0.00	70,637.92	7,575,916.92
02/09/18	0.0675	0.0300	0.002778	1	847,655,045.27	158,935.32	0.00	70,637.92	0.00	70,637.92	7,805,490.16
02/10/18	0.0675	0.0300	0.002778	1	847,655,045.27	158,935.32	0.00	70,637.92	0.00	70,637.92	8,035,063.40
02/11/18	0.0675	0.0300	0.002778	1	847,655,045.27	158,935.32	0.00	70,637.92	0.00	70,637.92	8,264,636.64
02/12/18	0.0675	0.0300	0.002778	1	847,655,045.27	158,935.32	0.00	70,637.92	0.00	70,637.92	8,494,209.88
02/13/18	0.0675	0.0300	0.002778	1	847,655,045.27	158,935.32	0.00	70,637.92	0.00	70,637.92	8,723,783.12
02/14/18	0.0675	0.0300	0.002778	1	847,655,045.27	158,935.32	0.00	70,637.92	0.00	70,637.92	8,953,356.36
02/15/18	0.0675	0.0300	0.002778	1	847,655,045.27	158,935.32	0.00	70,637.92	0.00	70,637.92	9,182,929.60
02/16/18	0.0675	0.0300	0.002778	1	847,655,045.27	158,935.32	0.00	70,637.92	0.00	70,637.92	9,412,502.84
02/17/18	0.0675	0.0300	0.002778	1	847,655,045.27	158,935.32	0.00	70,637.92	0.00	70,637.92	9,642,076.08
02/18/18	0.0675	0.0300	0.002778	1	847,655,045.27	158,935.32	0.00	70,637.92	0.00	70,637.92	9,871,649.32
02/19/18	0.0675	0.0300	0.002778	1	847,655,045.27	158,935.32	0.00	70,637.92	0.00	70,637.92	10,101,222.56
02/20/18	0.0675	0.0300	0.002778	1	847,655,045.27	158,935.32	0.00	70,637.92	0.00	70,637.92	10,330,795.80
02/21/18	0.0675	0.0300	0.002778	1	847,655,045.27	158,935.32	0.00	70,637.92	0.00	70,637.92	10,560,369.04
02/22/18	0.0675	0.0300	0.002778	1	847,655,045.27	158,935.32	0.00	70,637.92	0.00	70,637.92	10,789,942.28
02/23/18	0.0675	0.0300	0.002778	1	847,655,045.27	158,935.32	0.00	70,637.92	0.00	70,637.92	11,019,515.52
02/24/18	0.0675	0.0300	0.002778	1	847,655,045.27	158,935.32	0.00	70,637.92	0.00	70,637.92	11,249,088.76
02/25/18	0.0675	0.0300	0.002778	1	847,655,045.27	158,935.32	0.00	70,637.92	0.00	70,637.92	11,478,662.00
02/26/18	0.0675	0.0300	0.002778	1	847,655,045.27	158,935.32	0.00	70,637.92	0.00	70,637.92	11,708,235.24
02/27/18	0.0675	0.0300	0.002778	1	847,655,045.27	158,935.32	0.00	70,637.92	0.00	70,637.92	11,937,808.48
02/28/18	0.0675	0.0300	0.002778	3	847,655,045.27	476,805.96	0.00	211,913.76	0.00	211,913.76	12,626,528.20
03/01/18	0.0675	0.0300	0.002778	1	847,655,045.27	158,935.32	0.00	70,637.92	0.00	70,637.92	12,856,101.44
03/02/18	0.0675	0.0300	0.002778	1	847,655,045.27	158,935.32	0.00	70,637.92	0.00	70,637.92	13,085,674.68
03/03/18	0.0675	0.0300	0.002778	1	847,655,045.27	158,935.32	0.00	70,637.92	0.00	70,637.92	13,315,247.92
03/04/18	0.0675	0.0300	0.002778	1	847,655,045.27	158,935.32	0.00	70,637.92	0.00	70,637.92	13,544,821.16
03/05/18	0.0675	0.0300	0.002778	1	847,655,045.27	158,935.32	0.00	70,637.92	0.00	70,637.92	13,774,394.40
03/06/18	0.0675	0.0300	0.002778	1	847,655,045.27	158,935.32	0.00	70,637.92	0.00	70,637.92	14,003,967.64
03/07/18	0.0675	0.0300	0.002778	1	847,655,045.27	158,935.32	0.00	70,637.92	0.00	70,637.92	14,233,540.88
03/08/18	0.0675	0.0300	0.002778	1	847,655,045.27	158,935.32	0.00	70,637.92	0.00	70,637.92	14,463,114.12

Appendix 3 (cont.)

Class Interest Amount for the Series 2014-3 Notes (cont.)

Date	Class Interest			Daycount	Class Principal Balance	Current Interest Due	Overdue Interest	Current Capitalized Interest	Overdue Capitalized Interest	Capitalized Interest	Class Interest Amount
	Rate	Overdue Incremental Rate	Denominator								
	6.75%	3.00%	360		EoD		EoD		EoD		
03/09/18	0.0675	0.0300	0.002778	1	847,655,045.27	158,935.32	0.00	70,637.92	0.00	70,637.92	14,692,687,36
03/10/18	0.0675	0.0300	0.002778	1	847,655,045.27	158,935.32	0.00	70,637.92	0.00	70,637.92	14,922,260,60
03/11/18	0.0675	0.0300	0.002778	1	847,655,045.27	158,935.32	0.00	70,637.92	0.00	70,637.92	15,151,833,84
03/12/18	0.0675	0.0300	0.002778	1	847,655,045.27	158,935.32	0.00	70,637.92	0.00	70,637.92	15,381,407,08
03/13/18	0.0675	0.0300	0.002778	1	847,655,045.27	158,935.32	0.00	70,637.92	0.00	70,637.92	15,610,980,32
03/14/18	0.0675	0.0300	0.002778	1	847,655,045.27	158,935.32	0.00	70,637.92	0.00	70,637.92	15,840,553,56
03/15/18	0.0675	0.0300	0.002778	1	847,655,045.27	158,935.32	0.00	70,637.92	0.00	70,637.92	16,070,126,80
03/16/18	0.0675	0.0300	0.002778	1	847,655,045.27	158,935.32	0.00	70,637.92	0.00	70,637.92	16,299,700,04
03/17/18	0.0675	0.0300	0.002778	1	847,655,045.27	158,935.32	0.00	70,637.92	0.00	70,637.92	16,529,273,28
03/18/18	0.0675	0.0300	0.002778	1	847,655,045.27	158,935.32	0.00	70,637.92	0.00	70,637.92	16,758,846,52
03/19/18	0.0675	0.0300	0.002778	1	847,655,045.27	158,935.32	0.00	70,637.92	0.00	70,637.92	16,988,419,76
03/20/18	0.0675	0.0300	0.002778	1	847,655,045.27	158,935.32	0.00	70,637.92	0.00	70,637.92	17,217,993,00
03/21/18	0.0675	0.0300	0.002778	1	847,655,045.27	158,935.32	0.00	70,637.92	0.00	70,637.92	17,447,566,24
03/22/18	0.0675	0.0300	0.002778	1	847,655,045.27	158,935.32	0.00	70,637.92	0.00	70,637.92	17,677,139,48
03/23/18	0.0675	0.0300	0.002778	1	847,655,045.27	158,935.32	0.00	70,637.92	0.00	70,637.92	17,906,712,72
03/24/18	0.0675	0.0300	0.002778	1	847,655,045.27	158,935.32	0.00	70,637.92	0.00	70,637.92	18,136,285,96
03/25/18	0.0675	0.0300	0.002778	1	847,655,045.27	158,935.32	0.00	70,637.92	0.00	70,637.92	18,365,859,20
03/26/18	0.0675	0.0300	0.002778	1	847,655,045.27	158,935.32	0.00	70,637.92	0.00	70,637.92	18,595,432,44
03/27/18	0.0675	0.0300	0.002778	1	847,655,045.27	158,935.32	0.00	70,637.92	0.00	70,637.92	18,825,005,68
03/28/18	0.0675	0.0300	0.002778	1	847,655,045.27	158,935.32	0.00	70,637.92	0.00	70,637.92	19,054,578,92
03/29/18	0.0675	0.0300	0.002778	1	847,655,045.27	158,935.32	0.00	70,637.92	0.00	70,637.92	19,284,152,16
03/30/18	0.0675	0.0300	0.002778	0	847,655,045.27	0.00	0.00	0.00	0.00	0.00	19,284,152,16
03/31/18	0.0675	0.0300	0.002778	1	847,655,045.27	158,935.32	0.00	70,637.92	0.00	70,637.92	19,513,725,40
04/01/18	0.0675	0.0300	0.002778	1	847,655,045.27	158,935.32	0.00	70,637.92	0.00	70,637.92	19,743,298,64
04/02/18	0.0675	0.0300	0.002778	1	847,655,045.27	158,935.32	0.00	70,637.92	0.00	70,637.92	19,972,871,88
04/03/18	0.0675	0.0300	0.002778	1	847,655,045.27	158,935.32	0.00	70,637.92	0.00	70,637.92	20,202,445,12
04/04/18	0.0675	0.0300	0.002778	1	847,655,045.27	158,935.32	0.00	70,637.92	0.00	70,637.92	20,432,018,36
04/05/18	0.0675	0.0300	0.002778	1	847,655,045.27	158,935.32	0.00	70,637.92	0.00	70,637.92	20,661,591,60
04/06/18				**90**		**14,304,178.80**		**6,357,412.80**			**20,661,591.60**

Appendix 3 (cont.)

Class Interest Amount for the Series 2014-3 Notes (cont.)

Date	Class Interest			Daycount	Class Principal Balance	Current Interest Due	Overdue Interest	Current Capitalized Interest	Overdue Capitalized Interest	Capitalized Interest	Class Interest Amount
	Rate	Overdue Incremental Rate	Denominator								
	6.75%	3.00%	360		EoD		EoD		EoD		
04/06/18	0.0675	0.0300	0.002778	1	839,005,503.99	157,313.53	0.00	69,917.13	0.00	69,917.13	227,230.66
04/07/18	0.0675	0.0300	0.002778	1	839,005,503.99	157,313.53	0.00	69,917.13	0.00	69,917.13	454,461.32
04/08/18	0.0675	0.0300	0.002778	1	839,005,503.99	157,313.53	0.00	69,917.13	0.00	69,917.13	681,691.98
04/09/18	0.0675	0.0300	0.002778	1	839,005,503.99	157,313.53	0.00	69,917.13	0.00	69,917.13	908,922.64
04/10/18	0.0675	0.0300	0.002778	1	839,005,503.99	157,313.53	0.00	69,917.13	0.00	69,917.13	1,136,153.30
04/11/18	0.0675	0.0300	0.002778	1	839,005,503.99	157,313.53	0.00	69,917.13	0.00	69,917.13	1,363,383.96
04/12/18	0.0675	0.0300	0.002778	1	839,005,503.99	157,313.53	0.00	69,917.13	0.00	69,917.13	1,590,614.62
04/13/18	0.0675	0.0300	0.002778	1	839,005,503.99	157,313.53	0.00	69,917.13	0.00	69,917.13	1,817,845.28
04/14/18	0.0675	0.0300	0.002778	1	839,005,503.99	157,313.53	0.00	69,917.13	0.00	69,917.13	2,045,075.94
04/15/18	0.0675	0.0300	0.002778	1	839,005,503.99	157,313.53	0.00	69,917.13	0.00	69,917.13	2,272,306.60
04/16/18	0.0675	0.0300	0.002778	1	839,005,503.99	157,313.53	0.00	69,917.13	0.00	69,917.13	2,499,537.26
04/17/18	0.0675	0.0300	0.002778	1	839,005,503.99	157,313.53	0.00	69,917.13	0.00	69,917.13	2,726,767.92
04/18/18	0.0675	0.0300	0.002778	1	839,005,503.99	157,313.53	0.00	69,917.13	0.00	69,917.13	2,953,998.58
04/19/18	0.0675	0.0300	0.002778	1	839,005,503.99	157,313.53	0.00	69,917.13	0.00	69,917.13	3,181,229.24
04/20/18	0.0675	0.0300	0.002778	1	839,005,503.99	157,313.53	0.00	69,917.13	0.00	69,917.13	3,408,459.90
04/21/18	0.0675	0.0300	0.002778	1	839,005,503.99	157,313.53	0.00	69,917.13	0.00	69,917.13	3,635,690.56
04/22/18	0.0675	0.0300	0.002778	1	839,005,503.99	157,313.53	0.00	69,917.13	0.00	69,917.13	3,862,921.22
04/23/18	0.0675	0.0300	0.002778	1	839,005,503.99	157,313.53	0.00	69,917.13	0.00	69,917.13	4,090,151.88
04/24/18	0.0675	0.0300	0.002778	1	839,005,503.99	157,313.53	0.00	69,917.13	0.00	69,917.13	4,317,382.54
04/25/18	0.0675	0.0300	0.002778	1	839,005,503.99	157,313.53	0.00	69,917.13	0.00	69,917.13	4,544,613.20
04/26/18	0.0675	0.0300	0.002778	1	839,005,503.99	157,313.53	0.00	69,917.13	0.00	69,917.13	4,771,843.86
04/27/18	0.0675	0.0300	0.002778	1	839,005,503.99	157,313.53	0.00	69,917.13	0.00	69,917.13	4,999,074.52
04/28/18	0.0675	0.0300	0.002778	1	839,005,503.99	157,313.53	0.00	69,917.13	0.00	69,917.13	5,226,305.18
04/29/18	0.0675	0.0300	0.002778	1	839,005,503.99	157,313.53	0.00	69,917.13	0.00	69,917.13	5,453,535.84
04/30/18	0.0675	0.0300	0.002778	1	839,005,503.99	157,313.53	0.00	69,917.13	0.00	69,917.13	5,680,766.50
05/01/18	0.0675	0.0300	0.002778	1	839,005,503.99	157,313.53	0.00	69,917.13	0.00	69,917.13	5,907,997.16
05/02/18	0.0675	0.0300	0.002778	1	839,005,503.99	157,313.53	0.00	69,917.13	0.00	69,917.13	6,135,227.82
05/03/18	0.0675	0.0300	0.002778	1	839,005,503.99	157,313.53	0.00	69,917.13	0.00	69,917.13	6,362,458.48
05/04/18	0.0675	0.0300	0.002778	1	839,005,503.99	157,313.53	0.00	69,917.13	0.00	69,917.13	6,589,689.14
05/05/18	0.0675	0.0300	0.002778	1	839,005,503.99	157,313.53	0.00	69,917.13	0.00	69,917.13	6,816,919.80
05/06/18	0.0675	0.0300	0.002778	1	839,005,503.99	157,313.53	0.00	69,917.13	0.00	69,917.13	7,044,150.46

Appendix 3 (cont.)

Class Interest Amount for the Series 2014-3 Notes (cont.)

Date	Class Interest			Daycount	Class Principal Balance	Current Interest Due	Overdue Interest	Current Capitalized Interest	Overdue Capitalized Interest	Capitalized Interest	Class Interest Amount
	Rate	Overdue Incremental Rate	Denominator								
	6.75%	3.00%	360		EoD		EoD		EoD		
05/07/18	0.0675	0.0300	0.002778	1	839,005,503.99	157,313.53	0.00	69,917.13	0.00	69,917.13	7,271,381.12
05/08/18	0.0675	0.0300	0.002778	1	839,005,503.99	157,313.53	0.00	69,917.13	0.00	69,917.13	7,498,611.78
05/09/18	0.0675	0.0300	0.002778	1	839,005,503.99	157,313.53	0.00	69,917.13	0.00	69,917.13	7,725,842.44
05/10/18	0.0675	0.0300	0.002778	1	839,005,503.99	157,313.53	0.00	69,917.13	0.00	69,917.13	7,953,073.10
05/11/18	0.0675	0.0300	0.002778	1	839,005,503.99	157,313.53	0.00	69,917.13	0.00	69,917.13	8,180,303.76
05/12/18	0.0675	0.0300	0.002778	1	839,005,503.99	157,313.53	0.00	69,917.13	0.00	69,917.13	8,407,534.42
05/13/18	0.0675	0.0300	0.002778	1	839,005,503.99	157,313.53	0.00	69,917.13	0.00	69,917.13	8,634,765.08
05/14/18	0.0675	0.0300	0.002778	1	839,005,503.99	157,313.53	0.00	69,917.13	0.00	69,917.13	8,861,995.74
05/15/18	0.0675	0.0300	0.002778	1	839,005,503.99	157,313.53	0.00	69,917.13	0.00	69,917.13	9,089,226.40
05/16/18	0.0675	0.0300	0.002778	1	839,005,503.99	157,313.53	0.00	69,917.13	0.00	69,917.13	9,316,457.06
05/17/18	0.0675	0.0300	0.002778	1	839,005,503.99	157,313.53	0.00	69,917.13	0.00	69,917.13	9,543,687.72
05/18/18	0.0675	0.0300	0.002778	1	839,005,503.99	157,313.53	0.00	69,917.13	0.00	69,917.13	9,770,918.38
05/19/18	0.0675	0.0300	0.002778	1	839,005,503.99	157,313.53	0.00	69,917.13	0.00	69,917.13	9,998,149.04
05/20/18	0.0675	0.0300	0.002778	1	839,005,503.99	157,313.53	0.00	69,917.13	0.00	69,917.13	10,225,379.70
05/21/18	0.0675	0.0300	0.002778	1	839,005,503.99	157,313.53	0.00	69,917.13	0.00	69,917.13	10,452,610.36
05/22/18	0.0675	0.0300	0.002778	1	839,005,503.99	157,313.53	0.00	69,917.13	0.00	69,917.13	10,679,841.02
05/23/18	0.0675	0.0300	0.002778	1	839,005,503.99	157,313.53	0.00	69,917.13	0.00	69,917.13	10,907,071.68
05/24/18	0.0675	0.0300	0.002778	1	839,005,503.99	157,313.53	0.00	69,917.13	0.00	69,917.13	11,134,302.34
05/25/18	0.0675	0.0300	0.002778	1	839,005,503.99	157,313.53	0.00	69,917.13	0.00	69,917.13	11,361,533.00
05/26/18	0.0675	0.0300	0.002778	1	839,005,503.99	157,313.53	0.00	69,917.13	0.00	69,917.13	11,588,763.66
05/27/18	0.0675	0.0300	0.002778	1	839,005,503.99	157,313.53	0.00	69,917.13	0.00	69,917.13	11,815,994.32
05/28/18	0.0675	0.0300	0.002778	1	839,005,503.99	157,313.53	0.00	69,917.13	0.00	69,917.13	12,043,224.98
05/29/18	0.0675	0.0300	0.002778	1	839,005,503.99	157,313.53	0.00	69,917.13	0.00	69,917.13	12,270,455.64
05/30/18	0.0675	0.0300	0.002778	0	839,005,503.99	0.00	0.00	0.00	0.00	0.00	12,270,455.64
05/31/18	0.0675	0.0300	0.002778	1	839,005,503.99	157,313.53	0.00	69,917.13	0.00	69,917.13	12,497,686.30
06/01/18	0.0675	0.0300	0.002778	1	839,005,503.99	157,313.53	0.00	69,917.13	0.00	69,917.13	12,724,916.96
06/02/18	0.0675	0.0300	0.002778	1	839,005,503.99	157,313.53	0.00	69,917.13	0.00	69,917.13	12,952,147.62
06/03/18	0.0675	0.0300	0.002778	1	839,005,503.99	157,313.53	0.00	69,917.13	0.00	69,917.13	13,179,378.28
06/04/18	0.0675	0.0300	0.002778	1	839,005,503.99	157,313.53	0.00	69,917.13	0.00	69,917.13	13,406,608.94
06/05/18	0.0675	0.0300	0.002778	1	839,005,503.99	157,313.53	0.00	69,917.13	0.00	69,917.13	13,633,839.60
06/06/18	0.0675	0.0300	0.002778	1	839,005,503.99	157,313.53	0.00	69,917.13	0.00	69,917.13	13,861,070.26

Appendix 3 (cont.)

Class Interest Amount for the Series 2014-3 Notes (cont.)

Date	Class Interest			Daycount	Class Principal Balance	Current Interest Due	Overdue Interest	Current Capitalized Interest	Overdue Capitalized Interest	Capitalized Interest	Class Interest Amount
	Rate	Overdue Incremental Rate	Denominator								
	6.75%	3.00%	360		EoD		EoD		EoD		
06/07/18	0.0675	0.0300	0.002778	1	839,005,503.99	157,313.53	0.00	69,917.13	0.00	69,917.13	14,088,300.92
06/08/18	0.0675	0.0300	0.002778	1	839,005,503.99	157,313.53	0.00	69,917.13	0.00	69,917.13	14,315,531.58
06/09/18	0.0675	0.0300	0.002778	1	839,005,503.99	157,313.53	0.00	69,917.13	0.00	69,917.13	14,542,762.24
06/10/18	0.0675	0.0300	0.002778	1	839,005,503.99	157,313.53	0.00	69,917.13	0.00	69,917.13	14,769,992.90
06/11/18	0.0675	0.0300	0.002778	1	839,005,503.99	157,313.53	0.00	69,917.13	0.00	69,917.13	14,997,223.56
06/12/18	0.0675	0.0300	0.002778	1	839,005,503.99	157,313.53	0.00	69,917.13	0.00	69,917.13	15,224,454.22
06/13/18	0.0675	0.0300	0.002778	1	839,005,503.99	157,313.53	0.00	69,917.13	0.00	69,917.13	15,451,684.88
06/14/18	0.0675	0.0300	0.002778	1	839,005,503.99	157,313.53	0.00	69,917.13	0.00	69,917.13	15,678,915.54
06/15/18	0.0675	0.0300	0.002778	1	839,005,503.99	157,313.53	0.00	69,917.13	0.00	69,917.13	15,906,146.20
06/16/18	0.0675	0.0300	0.002778	1	839,005,503.99	157,313.53	0.00	69,917.13	0.00	69,917.13	16,133,376.86
06/17/18	0.0675	0.0300	0.002778	1	839,005,503.99	157,313.53	0.00	69,917.13	0.00	69,917.13	16,360,607.52
06/18/18	0.0675	0.0300	0.002778	1	839,005,503.99	157,313.53	0.00	69,917.13	0.00	69,917.13	16,587,838.18
06/19/18	0.0675	0.0300	0.002778	1	839,005,503.99	157,313.53	0.00	69,917.13	0.00	69,917.13	16,815,068.84
06/20/18	0.0675	0.0300	0.002778	1	839,005,503.99	157,313.53	0.00	69,917.13	0.00	69,917.13	17,042,299.50
06/21/18	0.0675	0.0300	0.002778	1	839,005,503.99	157,313.53	0.00	69,917.13	0.00	69,917.13	17,269,530.16
06/22/18	0.0675	0.0300	0.002778	1	839,005,503.99	157,313.53	0.00	69,917.13	0.00	69,917.13	17,496,760.82
06/23/18	0.0675	0.0300	0.002778	1	839,005,503.99	157,313.53	0.00	69,917.13	0.00	69,917.13	17,723,991.48
06/24/18	0.0675	0.0300	0.002778	1	839,005,503.99	157,313.53	0.00	69,917.13	0.00	69,917.13	17,951,222.14
06/25/18	0.0675	0.0300	0.002778	1	839,005,503.99	157,313.53	0.00	69,917.13	0.00	69,917.13	18,178,452.80
06/26/18	0.0675	0.0300	0.002778	1	839,005,503.99	157,313.53	0.00	69,917.13	0.00	69,917.13	18,405,683.46
06/27/18	0.0675	0.0300	0.002778	1	839,005,503.99	157,313.53	0.00	69,917.13	0.00	69,917.13	18,632,914.12
06/28/18	0.0675	0.0300	0.002778	1	839,005,503.99	157,313.53	0.00	69,917.13	0.00	69,917.13	18,860,144.78
06/29/18	0.0675	0.0300	0.002778	1	839,005,503.99	157,313.53	0.00	69,917.13	0.00	69,917.13	19,087,375.44
06/30/18	0.0675	0.0300	0.002778	1	839,005,503.99	157,313.53	0.00	69,917.13	0.00	69,917.13	19,314,606.10
07/01/18	0.0675	0.0300	0.002778	1	839,005,503.99	157,313.53	0.00	69,917.13	0.00	69,917.13	19,541,836.76
07/02/18	0.0675	0.0300	0.002778	1	839,005,503.99	157,313.53	0.00	69,917.13	0.00	69,917.13	19,769,067.42
07/03/18	0.0675	0.0300	0.002778	1	839,005,503.99	157,313.53	0.00	69,917.13	0.00	69,917.13	19,996,298.08
07/04/18	0.0675	0.0300	0.002778	1	839,005,503.99	157,313.53	0.00	69,917.13	0.00	69,917.13	20,223,528.74
07/05/18	0.0675	0.0300	0.002778	1	839,005,503.99	157,313.53	0.00	69,917.13	0.00	69,917.13	20,450,759.40
07/06/18				**90**		**14,158,217.70**		**6,292,541.70**			**20,450,759.40**

April 23, 2018

TRANSFER REPORT

This Transfer Report has been prepared by Banco do Brasil S.A., for its role as Bond Administrator in connection with the issuance of (a) US$ 2,000,000,000 aggregate principal amount of 6.25% Series 2014-1 Notes due 2024 (the "Series 2014-1 Notes"); (b) R$ 2,400,000,000 aggregate principal amount of 16.25% Series 2014-2 Notes due 2022 (the "Series 2014-2 Notes") and (c) US$ 1,100,000,000 aggregate principal amount of 6.75% Series 2014-3 Notes due 2027 (the "Series 2014-3 Notes") by Rio Oil Finance Trust and in accordance with the terms set forth in the Indenture dated as of June 20, 2014, as amended by the Amended and Restated Indenture dated as of November 11, 2014 (the "Indenture"), in the Series 2014-1 Indenture Supplement and the Series 2014-2 Indenture Supplement, dated as of June 20, 2014, and in the Series 2014-3 Indenture Supplement dated as of November 21, 2014 (the "Indenture Supplements").

Some of the terms set forth in the Indenture and in the Indenture Supplements were amended by that certain Waiver and Amendment Agreement dated as of October 20, 2015 (the "First Waiver and Amendment Agreement"), by that certain Waiver and Amendment Agreement dated as of June 20, 2016 (the "Second Waiver and Amendment Agreement"), by that certain Waiver and Amendment Agreement dated as of October 11, 2016 (the "Third Waiver and Amendment Agreement"), by that certain Rescission and Amendment Agreement dated as of December 05, 2016 (the "Fourth Rescission and Amendment Agreement"), by that certain Rescission and Amendment Agreement dated as of December 04, 2017 (the "Fifth Rescission and Amendment Agreement"), and by that certain Waiver, Rescission and Amendment Agreement dated as of March 07, 2018 (the "Sixth Waiver, Resscission and Amendment Agreement''), and are fully reflected in all calculations of this Transfer Report.

The duties and obligations of Banco do Brasil S.A. is determined solely by the express provisions of the Indenture and the other Transactions Documents which it is a part, such as the responsibility for making all the calculations and determinations including, but not limited to, Transfer Amounts. Banco do Brasil S.A. shall not be liable except for the performance of such duties and obligations.

Banco do Brasil S.A. may conclusively rely as to the truth of the statements and the correctness of the opinions expressed in any Transaction Document and upon any statements, certificates or opinions furnished in writing to Banco do Brasil S.A. pursuant to any of the Transaction Documents and conforming to the requirements of the Transaction Documents. Banco do Brasil S.A. may conclusively rely upon, and shall be protected in acting or refraining from acting upon, and shall not be bound to make any investigation into the facts or matters stated in a written resolution, certificate, statement, instrument, opinion, report, notice, request, consent, order, note, Officer's Certificate, guaranty or other paper or document reasonably believed by it to be genuine and to have been signed or presented by the proper Person(s).

This Transfer Report is addressed exclusively to Citibank N.A. (the Indenture Trustee) to be used as Transfer Instructions of the Revenue Account Waterfall in each Transfer Date.

For the effects of this Transfer Report, the Reais Allocation Date is April 18, 2018, the Reais Transfer Date is April 19, 2018, the Allocation Date is April 20, 2018 and the Transfer Date is April 23, 2018.

The exchange rate for dollar/reais conversion used in this Transfer Report is R$ 3.3904.

Table of Contents

Section (A) – Collections Revenue and Expenses Breakdowns 4

Section (B) – Detailed Collections Account Waterfall..... 5

Section (C) – Detailed Revenue Account Waterfall..... 6

Section (D) – Transfer Amounts Details and Supporting Calculations 7

(i) Excess Companhia Securitizadora Expenses Transfer Amount 7
(ii) Series 2014-1 Senior Interest Transfer Amount 11
(iii) Series 2014-1 Senior Interest Transfer Amount 12
(iv) Series 2014-3 Senior Interest Transfer Amount 13
(v) Taxation Expenses Transfer Amount 15

Section (E) – Transaction Accounts Balance..... 17

Section (F) – Other Information 18

Section (G) – Transfer Instructions..... 19

Appendix 1 – Class Interest Amount for the Series 2014-1 Notes 20

Appendix 2 – Class Interest Amount for the Series 2014-2 Notes 23

Appendix 3 – Class Interest Amount for the Series 2014-3 Notes 26

Defined Terms

"Allocation Date" shall mean, with respect to any Transfer Date, the Business Day which is immediately prior to such Transfer Date.

"Officer's Certificate" shall mean, in the case any of the Issuer and the Sponsor and the Indenture Trustee, a certificate signed by an Authorized Officer or the president or chairman (or other equivalent officer) of such Person or acting on behalf of such Person.

"Person" shall mean any individual, corporation, company, partnership, joint venture, trust, estate, unincorporated association, Governmental Authority or other entity of whatever nature.

"Reais Allocation Date" shall mean, with respect of any Reais Transfer Date, the Business Day which is immediately prior to such Reais Transfer Date.

"Reais Transfer Date" shall mean each Business Day of each calendar month following a Business Day when, as of the Balance Transfer Time for the Bond Administrator, there are available funds in the Collections Account for allocation in accordance with the Indenture.

"Transaction Documents" shall mean, collectively, the Indenture, the Series 2014-1 Notes, the Series 2014-2 Notes, the Series 2014-1 Indenture Supplement, the Series 2014-2 Indenture Supplement, the Bill of Sale, the Royalties Rights Agreement, the Servicing Agreement, the Pledge Agreement, the Trust Agreement, the Initial Oil Revenue and Rights Bill of Sale, the Banco do Brasil Oil Revenue and Rights Bill of Sale, the Caixa Oil Revenue and Rights Bill of Sale, the Instruments and any Indenture Supplements with respect to future Series of Instruments, and any purchase agreement related to the Instruments.

"Transfer Amount" shall mean, as of any Transfer Date, any of the Issuer Expenses Transfer Amount, the Taxation Expenses Transfer Amount, the Servicer Fee Transfer Amount, the Reserve LC Expenses Transfer Amount, any Debt Service Reserve Account Transfer Amount, any Series Senior Interest Transfer Amount for any Series of Securities, any Series Senior Scheduled Principal Transfer Amount for any Series of Securities, any Series Senior Excess Scheduled Principal Transfer Amount for any Series of Securities, any Series Senior Accelerated Principal Transfer Amount for any Series of Securities, any Series Senior Excess Accelerated Principal Transfer amount for any Series of Securities, any Series Subordinated Interest Transfer Amount for any Series of Securities, any Series Subordinated Scheduled Principal Transfer Amount for any Series of Securities, and/or any Series Subordinated Accelerated Principal Transfer Amount for any Series of Securities, each as of such Transfer Date.

"Transfer Date" shall mean each Business Day of each calendar month when there are available funds in the Revenue Account for distribution in accordance with the Revenue Account Waterfall.

"Transfer Instructions" shall have the meaning set forth in Section 4.10(b) of the Indenture, as follow *"On any Reais Transfer Date, prior to transferring any amounts, the Bond Administrator shall (i) first calculate the allocation of funds assuming that (A) the full amount of funds available for transfer on such Reais Transfer Date are allocated for transfer in accordance with the Collections Account Waterfall and (B) the full amount of funds available for transfer on such Transfer Date are allocated for transfer on such Transfer Date in accordance with the Revenue Account Waterfall and the Bond Administrator shall reduce such calculations to written transfer instructions for such Reais Transfer Date, the related Transfer Date or a related Payment Date.*"

Section (A) – Collections Revenue and Expense Breakdowns

The tables below show the total Collections and any other amounts received by the Servicer on such Reais Allocation Date, with respect to the Collateral of the transaction.

RJS Oil Revenues and RJS Oil Revenue Rights	Amount
Royalties – up to 5% (Law Nº 7,990 of December 28, 1989)	R$ 150,520,197.54
Royalties – more than 5% (Law Nº 9,478 of August 6, 1997)	R$ 110,565,863.56
Special Participations (Law Nº 9,478 of August 6, 1997)	R$ 0.00
FEP (Special Petroleum Fund) – Law Nº 7,990 and Law Nº 9,478	R$ 0.00
Total amount transfered to RJS Oil Revenues Dedicated Account	**R$ 261,086,061.10**

Statutory Oil Revenue Allocations by RJS	Amount
PASEP (Program for the Formation of Assets of Public Servants)	(R$ 2,610.860.60)
FECAM (State Fund for Environmental Conservation and Urban Development) [1]	R$ 0.00
Municipalities within RJS	(R$ 37,253,748.89)
Brazilian Federal Government (Assignment Agreement of October 29, 1999)	R$ 0.00
Conta B (State Decree Nº 43,783 of September 12, 2012)	R$ 0.00
Total RJS Oil Revenue Allocations	**(R$ 39,864,609.49)**

Assigned Oil Revenues and Assigned Oil Revenue Rights	Amount
RJS Oil Revenues and RJS Oil Revenue Rights	R$ 261,086,061.10
RJS Oil Revenue Allocations	(R$ 39,864,609.49)
Net amount transferred to Collections Account	**R$ 221,221,451.61**

1) According to the Amendment to the State of Rio de Janeiro Constitution Nº 70 of December 12, 2017 and the State Law Nº 178 of December 20, 2017 (the "FECAM Subordination Legislation"), amounts related to FECAM Allocation are not deducted from Royalties and Special Participations, but instead are allocated according to priority fifteenth of the Revenue Account Waterfall (Section 4.3.(o) of the Indenture).

Section (B) – Detailed Collections Account Waterfall

Collections Account Waterfall		Amount
Priority	**Description**	
First	Taxation Expenses Transfer Amount	(R$ 30,337,545.05)
Second	(i) Servicer Fee Transfer Amount	R$ 0.00
	(ii) Bond Administrator Fees Transfer Amount	R$ 0.00
	(iii) Brazilian Collateral Agent Fees Transfer Amount	R$ 0.00
	(iv) Excess Companhia Securitizadora Expenses Transfer Amount	(R$ 55,377.39)
Third	(i) to the Revenue Account	(R$ 168,234.723.52)
	(ii) (A) to the Series 2014-2 Special Series Account	(R$ 22,593,805.65)
	(ii) (B) to the Series 2014-2 Special Debt Service Reserve Account	R$ 0.00
	(ii) (C) to the Special Interest Liquidity Reserve Account	R$ 0.00
	(ii) (D) to the Special Interest Trigger Event Reserve Account	R$ 0.00
	(iii) to the holder of the Sponsor Note and/or RJS	R$ 0.00
Fourth	(i) (A), (B), (C) and (D)	R$ 0.00
	(ii) to the holder of the Sponsor Note and to RJS	R$ 0.00
Total Debt		**(R$ 221,221,451.61)**

Section (C) – Detailed Revenue Account Waterfall

Revenue Account Waterfall		Amount
Priority	**Description**	
First	Issuer Expenses Transfer Amount	US$ 0.00
Second	To the Series 2014-1 Senior Interest Subaccount	(US$ 30,091,356.23)
	To the Series 2014-2 Senior Interest Subaccount	(US$ 6,664,053.10)
	To the Series 2014-3 Senior Interest Subaccount	(US$ 19,529,550.90)
Third	To the Series 2014-1 Senior Scheduled Principal Subaccount	US$ 0.00
	To the Series 2014-2 Senior Scheduled Principal Subaccount	US$ 0.00
	To the Series 2014-3 Senior Scheduled Principal Subaccount	US$ 0.00
Fourth	To the Series 2014-1 Debt Service Reserve Account	US$ 0.00
	To the Series 2014-2 Debt Service Reserve Account	US$ 0.00
	To the Series 2014-3 Debt Service Reserve Account	US$ 0.00
Fifth	(i) To the Liquidity Reserve Account	US$ 0.00
	(ii) To the Special Interest Liquidity Reserve Account	US$ 0.00
Sixth	To the Series 2014-1 Senior Accelerated Principal Subaccount	US$ 0.00
	To the Series 2014-2 Senior Accelerated Principal Subaccount	US$ 0.00
	To the Series 2014-3 Senior Accelerated Principal Subaccount	US$ 0.00
Seventh	To the Series 2014-1 Senior Excess Interest Subaccount	US$ 0.00
	To the Series 2014-2 Senior Excess Interest Subaccount	US$ 0.00
	To the Series 2014-3 Senior Excess Interest Subaccount	US$ 0.00
Eighth	To the Series 2014-1 Senior Excess Scheduled Principal Subaccount	US$ 0.00
	To the Series 2014-2 Senior Excess Scheduled Principal Subaccount	US$ 0.00
	To the Series 2014-3 Senior Excess Scheduled Principal Subaccount	US$ 0.00
Ninth	To the Series 2014-1 Senior Excess Accelerated Principal Subaccount	US$ 0.00
	To the Series 2014-2 Senior Excess Accelerated Principal Subaccount	US$ 0.00
	To the Series 2014-3 Senior Excess Accelerated Principal Subaccount	US$ 0.00
Tenth	(i) to the Trigger Event Reserve Account	US$ 0.00
	(ii) to the Special Interest Trigger Event Reserve Account	US$ 0.00
Eleventh	Not applicable	US$ 0.00
Twelfth	Not applicable	US$ 0.00
Thirteenth	Not applicable	US$ 0.00
Fourteenth	To the Reserve LC Expenses Subaccount	US$ 0.00
Fifteenth	To the holder of the Sponsor Note and to RJS	US$ 0.00
Total Debt		**(US$ 56,284,960.23)**

Section (D) – Transfer Amounts Details and Supporting Calculations

(i) Excess Companhia Securitizadora Expenses Transfer Amount

Service Provider	Cetip S.A. – Mercados Organizados
Description	Services related to registration, central securities depository (CSD), trading and settlement of local debentures issued by Companhia Securitizadora
Expense	Custody Fee
Source	www.cetip.com.br – *Comunicados e Documentos – Tabela de Preços*
Total Amount Due	**R$ 10,305.60**

Supporting Calculations:

1) Custody Fee

$$Custody = (Local\ Debenture\ Amount\ x\ Applicable\ Rate) + \ Additional\ Amount$$

$$Custody = (R\$\ 575{,}731{,}843.58\ x\ 0{,}001790\%) + R\$\ 0.00 = \boldsymbol{R\$\ 10{,}305.60}$$

Service Provider	Banco do Brasil S.A.
Description	Services related to receiving payments from the Companhia Securitizadora and then distributing to the holders of local debentures
Expense	Paying Agent Fee
Source	*Contrato de Banco Mandatário*
Total Amount Due	**R$ 5,713.58**

Supporting Calculations:

1) Paying Agent Fee

Fixed monthly fee of R$ 4,900.00, adjusted annually on the anniversary of Closing Date based upon IGP-DI index (*Índice Geral de Preços – Disponibilidade Interna*).

$$Adjusted\ Paying\ Agent\ Fee = Monthly\ Fee\ x\ IGP - DI\ Index$$

$$Adjusted\ Paying\ Agent\ Fee = R\$\ 5{,}136.40^{*}\ x\ 111.2370\% = \boldsymbol{R\$\ 5{,}713.58}$$

* Adjusted Paying Agent Fee as of June/2016

Service Provider	Banco do Brasil S.A.
Description	Services related to holding the collateral on behalf of the holders of local debentures issued by Companhia Securitizadora
Expense	Local Debentures Collateral Agent Fee
Source	*Contrato de Administração de Contas*
Total Amount Due	**R$ 3,927.02**

Section (D) – Transfer Amounts Details and Supporting Calculations (cont.)

(i) Excess Companhia Securitizadora Expenses Transfer Amount (cont.)

Supporting Calculations:

1) Collateral Agent Fee

Fixed monthly fee of R$ 3,000.00 adjusted annually on the anniversary of Closing Date based upon IPCA index (*Índice Nacional de Preços ao Consumidor Amplo*), plus any additional amounts that may be necessary to offset the effect of any withholding taxes.

Taxes: *Imposto de Renda* (IR) – 1,5%, *Contribuição Social sobre o Lucro Líquido* (CSLL) – 1,0%, *Contribuição para o Financiamento da Seguridade Social* (Cofins) – 3,0% and *Programa de Integração Social e Programa de Formação do Patrimônio do Servidor Público* (PIS / Pasep) – 0,65%.

1.a) Collateral Agent Fee Adjustment

$$Adjusted\ Collateral\ Agent\ Fee = Monthly\ Fee\ x\ IPCA\ Index$$

$$Adjusted\ Collateral\ Agent\ Fee = R\$\ 3{,}557.54^{*}\ x\ 103.59713\% = \boldsymbol{R\$\ 3{,}685.51}$$

1.b) Collateral Agent Fee including Taxes

$$Collateral\ Agent\ Fee = \frac{Fixed\ Fee\ (adjusted\ annually)}{(1 - taxes)}$$

$$Collateral\ Agent\ Fee = \frac{R\$\ 3{,}685.51}{(1 - 0{,}0615)} = \boldsymbol{R\$\ 3{,}927.02}$$

* Monthly Fee from 06/20/17 to 06/19/18.

Service Provider	Fundo Único de Previdência Social do Estado do Rio de Janeiro
Description	Headquarter's office rental agreement
Expense	Rental Fee
Source	*Termo de Cessão de Uso de Imóvel*
Total Amount Due	**R$ 736.23**

Supporting Calculations:

1) Rental Fee

Fixed rate monthly fee of R$ 595.00, adjusted annually on the anniversary of the agreement initial date based upon INPC index (*Índice Nacional de Preços ao Consumidor*).

$$Adjusted\ Rental\ Fee = Monthly\ Fee\ x\ INPC\ Index$$

$$Adjusted\ Rental\ Fee = R\$\ 708.00^{*}\ x\ 103.9873\% = \boldsymbol{R\$\ 736.23}$$

* Monthly rental fee as of May/2017

Section (D) – Transfer Amounts Details and Supporting Calculations (cont.)

(i) Excess Companhia Securitizadora Expenses Transfer Amount (cont.)

Service Provider	Rio Petróleo SPE S/A Director's fee
Description	Director's remuneration
Expense	Director's Fee
Source	*Estatuto Social*
Total Amount Due	**R$ 15,925.00**

Supporting Calculations:

1) Director's Fee

Fixed rate monthly fee of R$ 6,500.00 for each Director plus INSS*.

Director		**Director**		**Total**
Fábio Rodrigo Amaral de Assunção		Flávio Câmara Carreiro		
Month	**Amount**	**Month**	**Amount**	
Jan 18	R$ 6,500.00	Jan 18	R$ 6,500.00	R$ 13,000.00
Jan 18 (INSS)	R$ 1,462.50	Jan 18 (INSS)	R$ 1,462.50	R$ 2,925.00
Total	**R$ 7,962.50**	**Total**	**R$ 7,962.50**	**R$ 15,925.00**

* Social Security Tax

Service Provider	Souza, Cescon, Barrieu e Flesch Sociedade de Advogados
Description	Legal Services
Expense	Legal Fees and Expenses
Source	Invoices 150063, 150285, 151242, 151718, 1019384, 1019579, 1919760
Total Amount Due	**R$ 16,194.91**

1) Legal Fees and Expenses

Invoice No. 150063 – R$ 2,466.67 (Legal Fee)
Invoice No. 150285 – R$ 2,855.00 (Legal Fee)
Invoice No. 151242 – R$ 9,383.33 (Legal Fee)
Invoice No. 151718 – R$ 680.00 (Legal Fee)
Invoice No. 1019384 – R$ 71.75 (Expenses)
Invoice No. 1019579 – R$ 119.17 (Expenses)
Invoice No. 1019760 – R$ 618.99 (Expenses)

Section (D) – Transfer Amounts Details and Supporting Calculations (cont.)

(i) Excess Companhia Securitizadora Expenses Transfer Amount (cont.)

Description	Taxation on Companhia Securitizadora's Revenue
Expense	PIS/COFINS
Source	*Campos Mello Legal Opinion*
Total Amount Due	**R$ 2,575.05**

Supporting Calculations:

1) PIS/COFINS

$$PIS\ /\ COFINS = \left[\frac{Expenses}{(1 - 0{,}0465)}\right] - Expenses$$

$$PIS\ /\ COFINS = \left[\frac{R\$\ 52{,}802.34}{(1 - 0{,}0465)}\right] - R\$\ 52{,}802.34 = \boldsymbol{R\$\ 2{,}575.05}$$

Total Excess Companhia Securitizadora Expenses

$$R\$\ 10{,}305.60 + R\$\ 5{,}713.58 + R\$\ 3{,}927.02 + R\$\ 736.23 + R\$\ 15{,}925.00 + R\$\ 16{,}194.91 + R\$\ 2{,}575.05 = \boldsymbol{R\$\ 55{,}377.39}$$

Section (D) – Transfer Amounts Details and Supporting Calculations (cont.)

(ii) Series 2014-1 Senior Interest Transfer Amount

$$Series\ 2014-1\ Senior\ Interest\ Transfer\ Amount = (a) - (b)$$

$$Series\ 2014-1\ Senior\ Interest\ Required\ Amount = (c)\ x\ \left\{\left[\sum(d)\right] + \left[\sum(e)\right]\right\}$$

$$Class\ Interest\ Amount\ for\ the\ Series\ 2014-1\ Notes = (f) + (g) + (h)$$

$$Current\ Interest\ Due\ for\ the\ Series\ 2014-1\ Notes = \sum\left[(i)\ x\ \frac{1}{(j)}\ x\ (k)\ x\ (l)\right]$$

(a) Series 2014-1 Senior Interest Required Amount
(b) Series 2014-1 Senior Interest Subaccount Balance = US$ 0.00
(c) Series 2014-1 Senior Fraction = 1
(d) Class Interest Amount for the Series 2014-1 Notes
(e) Pending Additional Amounts Payment Amount for the Series 2014-1 Notes
(f) Current Interest Due for the Series 2014-1 Notes
(g) Overdue Interest for the Series 2014-1 Notes
(h) Capitalized Interest for the Series 2014-1 Notes
(i) Class Interest Rate for the Series 2014-1 Notes = 6.25%
(j) Class Interest Denominator for the Series 2014-1 Notes = 360
(k) Class Daycount Model for the Series 2014-1 Notes = One
(l) Class Principal Balance for the Series 2014-1 Notes = US$ 1,362,627,654.70
(m) Class Interest Overdue Incremental Rate for the Series 2014-1 Notes = 3.00%

<u>Supporting Calculations</u>:

1) Current Interest Due and Capitalized Interest for the Series 2014-1 Notes

Please, see Appendix 1

2) Class Interest Amount for the Series 2014-1 Notes

$$Class\ Interest\ Amount = US\$\ 21{,}291{,}057.10 + US\$\ 0.00 + US\$\ 10{,}219{,}707.41 = \boldsymbol{US\$\ 31{,}510{,}764.51}$$

3) Series 2014-1 Senior Interest Required Amount

$$Series\ 2014-1\ Senior\ Interest\ Required\ Amount = 1\ x\ \{[US\$\ 31{,}510{,}764.51] + [US\$\ 0.00]\}$$

$$Series\ 2014-1\ Senior\ Interest\ Required\ Amount = \boldsymbol{US\$\ 31{,}510{,}764.51}$$

4) Series 2014-1 Senior Interest Transfer Amount *(not pro rata)*

$$Series\ 2014-1\ Senior\ Interest\ Transfer\ Amount = US\$\ 31{,}510{,}764.51 - US\$\ 0.00$$

$$Series\ 2014-1\ Senior\ Interest\ Transfer\ Amount = \boldsymbol{US\$\ 31{,}510{,}764.51}$$

Pro rata calculation:

$$\frac{(a)}{[(a) + All\ Other\ Series\ Debt\ Service\ Reserve\ Account\ Required\ Amount]} = \frac{US\$\ 31{,}510{,}764.51}{US\$\ 58{,}939{,}919.94} = 53.462516649\%$$

Section (D) – Transfer Amounts Details and Supporting Calculations (cont.)

(iii) Series 2014-2 Senior Interest Transfer Amount

$$Series\ 2014-2\ Senior\ Interest\ Transfer\ Amount = (a)-(b)$$

$$Series\ 2014-2\ Senior\ Interest\ Required\ Amount = (c)\ x\ \left\{\left[\sum(d)\right]+\left[\sum(e)\right]\right\}$$

$$Class\ Interest\ Amount\ for\ the\ Series\ 2014-2\ Notes = (f)+(g)+(h)$$

$$Current\ Interest\ Due\ for\ the\ Series\ 2014-2\ Notes = (i)\ x\ \left\{\left[(1+(j))^{\frac{(k)}{(l)}}\right]-1\right\}$$

$$Penalty\ Interest\ for\ the\ Series\ 2014-2\ Notes = (m)+(n)$$

$$Current\ Penalty\ Interest\ for\ the\ Series\ 2014-2\ Notes = \sum\left\{(o)\ x\ \left(\frac{1}{(l)}\right)\ x\ (k)\ x[(i)+(g)+(n)+(p)]\right\}$$

(a) Series 2014-2 Senior Interest Required Amount
(b) Series 2014-2 Senior Interest Subaccount Balance = R$ 0.00
(c) Series 2014-2 Senior Fraction = 1
(d) Class Interest Amount for the Series 2014-2 Notes
(e) Pending Additional Amounts Payment Amount for the Series 2014-2 Notes
(f) Current Interest Due for the Series 2014-2 Notes
(g) Overdue Interest for the Series 2014-2 Notes
(h) Penalty Interest for the Series 2014-2 Notes
(i) Class Principal Balance for the Series 2014-2 Notes = R$ 524,041,293.52
(j) Class Interest Rate for the Series 2014-2 Notes = 16.25%
(k) Class Daycount Model for the Series 2014-2 Notes = Two
(l) Class Interest Denominator for the Series 2014-2 Notes = 252
(m) Current Penalty Interest for the Series 2014-2 Notes
(n) Overdue Penalty Interest for the Series 2014-2 Notes
(o) Class Penalty Rate for the Series 2014-2 Notes = 3.00%
(p) Overdue Current Penalty Interest for the Series 2014-2 Notes

<u>Supporting Calculations</u>:

1) Current Interest Due and Capitalized Interest for the Series 2014-2 Notes

Please, see Appendix 2

2) Class Interest Amount for the Series 2014-2 Notes

$$Class\ Interest\ Amount = R\$\ 19{,}777{,}553.13 + R\$\ 0.00 + R\$\ 3{,}882{,}001.58 = \boldsymbol{R\$\ 23{,}659{,}554.71}$$

3) Series 2014-2 Senior Interest Required Amount

$$Series\ 2014-2\ Senior\ Interest\ Required\ Amount = 1\ x\ \{[R\$\ 23{,}659{,}554.71]+[R\$\ 0.00]\}$$

$$Series\ 2014-2\ Senior\ Interest\ Required\ Amount = \boldsymbol{R\$\ 23{,}659{,}554.71}$$

4) Series 2014-2 Senior Interest Transfer Amount

$$Series\ 2014-2\ Senior\ Interest\ Transfer\ Amount = R\$\ 23{,}659{,}554.71 - R\$\ 0.00$$

$$Series\ 2014-2\ Senior\ Interest\ Transfer\ Amount = \boldsymbol{R\$\ 23{,}659{,}554.71}$$

Pro rata calculation:

$$\frac{(a)}{[(a)+All\ Other\ Series\ Debt\ Service\ Reserve\ Account\ Required\ Amount]} = \frac{US\$\ 6{,}978{,}396.27}{US\$\ 58{,}939{,}919.94} = 11.839846875\%$$

Section (D) – Transfer Amounts Details and Supporting Calculations (cont.)

(iv) Series 2014-3 Senior Interest Transfer Amount

$$Series\ 2014-3\ Senior\ Interest\ Transfer\ Amount = (a) - (b)$$

$$Series\ 2014-3\ Senior\ Interest\ Required\ Amount = (c)\ x\ \left\{\left[\sum(d)\right] + \left[\sum(e)\right]\right\}$$

$$Class\ Interest\ Amount\ for\ the\ Series\ 2014-3\ Notes = (f) + (g) + (h)$$

$$Current\ Interest\ Due\ for\ the\ Series\ 2014-3\ Notes = \sum\left[(i)\ x\ \frac{1}{(j)}\ x\ (k)\ x\ (l)\right]$$

(a) Series 2014-3 Senior Interest Required Amount
(b) Series 2014-3 Senior Interest Subaccount Balance = US$ 0.00
(c) Series 2014-3 Senior Fraction = 1
(d) Class Interest Amount for the Series 2014-3 Notes
(e) Pending Additional Amounts Payment Amount for the Series 2014-3 Notes
(f) Current Interest Due for the Series 2014-3 Notes
(g) Overdue Interest for the Series 2014-3 Notes
(h) Capitalized Interest for the Series 2014-3 Notes
(i) Class Interest Rate for the Series 2014-3 Notes = 6.75%
(j) Class Interest Denominator for the Series 2014-3 Notes = 360
(k) Class Daycount Model for the Series 2014-3 Notes = One
(l) Class Principal Balance for the Series 2014-3 Notes = US$ 839,005,503.99
(m) Class Interest Overdue Incremental Rate for the Series 2014-3 = 3.00%

<u>Supporting Calculations</u>:

1) Current Interest Due and Capitalized Interest for the Series 2014-3 Notes

Please, see Appendix 3

2) Class Interest Amount for the Series 2014-3 Notes

$$Class\ Interest\ Amount = US\$\ 14{,}158{,}217.88 + US\$\ 0.00 + US\$\ 6{,}292{,}541.28 = \boldsymbol{US\$\ 20{,}450{,}759.16}$$

3) Series 2014-3 Senior Interest Required Amount

$$Series\ 2014-3\ Senior\ Interest\ Required\ Amount = 1\ x\ \{[US\$\ 20{,}450{,}759.16] + [US\$\ 0.00]\}$$

$$Series\ 2014-3\ Senior\ Interest\ Required\ Amount = \boldsymbol{US\$\ 20{,}450{,}759.16}$$

4) Series 2014-3 Senior Interest Transfer Amount

$$Series\ 2014-3\ Senior\ Interest\ Transfer\ Amount = US\$\ 20{,}450{,}759.16 - US\$\ 0.00$$

$$Series\ 2014-3\ Senior\ Interest\ Transfer\ Amount = \boldsymbol{US\$\ 20{,}450{,}759.16}$$

Pro rata calculation:

$$\frac{(a)}{[(a) + All\ Other\ Series\ Debt\ Service\ Reserve\ Account\ Required\ Amount]} = \frac{US\$\ 20{,}450{,}759.16}{US\$\ 58{,}939{,}919.94} = 34.697636477\%$$

Section (D) – Transfer Amounts Details and Supporting Calculations (cont.)

Total Series Senior Interest Transfer Amount

Transaction Accounts Waterfall	Amount
Net Amount transferred to Collections Account	R$ 221,221,451.61
Taxation Expenses Transfer Amount	(R$ 30,337,545.05)
Excess Companhia Securitizadora Expenses Transfer Amount	(R$ 55,377.39)
Remaining Amounts	**R$ 190,828,529.17**

(1) For the Series 2014-1 Senior Interest Transfer Amount

$$Remaining\ Amounts\ x\ Series\ 2014-1\ Pro\ rata\ calculation$$

$$R\$\ 190{,}828{,}529.17\ x\ 53.462516649\% \ = \boldsymbol{R\$\ 102{,}021{,}734.17\ (US\$\ 30{,}091{,}356.23)}$$

(2) For the Series 2014-2 Senior Interest Transfer Amount

$$Remaining\ Amounts\ x\ Series\ 2014-2\ Pro\ rata\ calculation$$

$$R\$\ 190{,}828{,}529.17\ x\ 11.839846875\% = \boldsymbol{R\$\ 22{,}593{,}805.65\ (US\$\ 6{,}664{,}053.10)}$$

(3) For the Series 2014-3 Senior Interest Transfer Amount

$$Remaining\ Amounts\ x\ Series\ 2014-3\ Pro\ rata\ calculation$$

$$R\$\ 190{,}828{,}529.17\ x\ 34.697636477\% = \boldsymbol{R\$\ 66{,}212{,}989.35\ (US\$\ 19{,}529{,}550.90)}$$

Section (D) – Transfer Amounts Details and Supporting Calculations (cont.)

(v) Taxation Expenses Transfer Amount

1) All funds transferred from Brazil to the Issuer abroad and/or from the Issuer abroad to Brazil are subject to IOF (*Imposto sobre Operações de Crédito, Câmbio e Seguros ou relativos a Títulos ou Valores Mobiliário*) at the rate of 0.38%;

2) All funds transferred from Brazil to the Issuer abroad are subject to IRRF (*Imposto de Renda Retido na Fonte*) at the rate of 15.00%, for the amounts other than related to a portion of Principal Payments that does not represent capital gain as a consequence of exchange rate movement, to fund the Debt Service Reserve Account, to fund the Liquidity Reserve Account and to fund the Trigger Event Reserve Account;

3) All funds drawn from the Debt Service Reserve Account, from the Liquidity Reserve Account and from the Trigger Event Reserve Account outside Brazil to be used for Interest Payment and for the portion of Principal Payment that represents capital gain as a consequence of exchange rate movement are subject to IRRF (*Imposto de Renda Retido na Fonte*) at the rate of 15,00%.

<u>Supporting Calculations</u>:

1) IOF

$$IOF = Amount\ Wired\ Offshore\ x\ 0.38\%$$

$$IOF = US\$\ 49{,}620{,}907.13\ x\ 0.38\% = \boldsymbol{US\$\ 188{,}559.45}\ (\boldsymbol{R\$\ 639{,}291.95})$$

2) IRRF

i. Over the funds transferred to the Issuer outside Brazil

(a) Deductions

$$Deductions = Portion\ of\ Principal\ Payments + Debt\ Service\ Reserve\ Account + Liquidity\ Reserve\ Account + Trigger\ Event\ Reserve\ Account + IOF\ paid$$

$$Deductions = US\$\ 0.00 + US\$\ 0.00 + US\$\ 0.00 + US\$\ 0.00\ = \boldsymbol{US\$\ 0.00}$$

(b) Amount subject to Tax

$$Amount\ subject\ to\ Tax = Amount\ Wired\ Offshore - Deductions$$

$$Amount\ subject\ to\ Tax = US\$\ 49{,}620{,}907.13 - US\$\ 0.00 = \boldsymbol{US\$\ 49{,}620{,}907.13}$$

(c) IRRF

$$IRRF = \left[\frac{(a)}{(1 - 0.15)}\right] - (a)$$

$$IRRF = \left[\frac{US\$\ 49{,}620{,}907.13}{(0.85)}\right] - US\$\ 49{,}620{,}907.13 = \boldsymbol{US\$\ 8{,}756{,}630.67}\ (\boldsymbol{R\$\ 29{,}688{,}480.62})$$

Section (D) – Transfer Amounts Details and Supporting Calculations (cont.)

(v) Taxation Expenses Transfer Amount (cont.)

2) IRRF

ii. Companhia Securitizadora Expenses not transferred to the Issuer outside Brazil

$$IRRF = \left[\frac{(Expenses\ Amount)}{(1 - 0.15)}\right] - (Expenses\ Amount)$$

$$IRRF = \left[\frac{R\$\ 55{,}377.39}{(0.85)}\right] - R\$\ 55{,}377.39 = \boldsymbol{R\$\ 9{,}772.48\ (US\$\ 2{,}882.40)}$$

Total Taxation Expenses

$$US\$\ 188{,}559.45 + US\$\ 8{,}756{,}630.67 + US\$\ 2{,}882.40 = \boldsymbol{US\$\ 8{,}948{,}072.51\ (R\$\ 30{,}337{,}545.05)}$$

Section (E) – Transaction Accounts Balance

Collections Account		Amount
Date	Description	
04/04/18	Balance	R$ 0.00
04/19/18	Assigned Oil Revenues and Assigned Oil Revenue Rights	R$ 221,221,451.61
04/19/18	Taxation Expenses Transfer Amount	(R$ 30,337,545.05)
04/19/18	Excess Companhia Securitizadora Expenses Transfer Amount	(R$ 55,377.39)
04/19/18	To the Series 2014-1 Senior Interest Subaccount	(R$ 102,021,734.17)
04/19/18	To the Series 2014-2 Senior Interest Subaccount	(R$ 22,593,805.65)
04/19/18	To the Series 2014-3 Senior Interest Subaccount	(R$ 66,212,989.35)
Final Balance as of the close of business of April 19, 2018		**R$ 0.00**

Series 2014-2 Special Series Account		Amount
Date	Description	
04/04/18	Balance	R$ 57,060,071.15
04/06/18	Interest Payment	(R$ 24,314,367.68)
04/06/18	Pending Scheduled Principal Payment	(R$ 32,745,703.47)
04/19/18	Series 2014-2 Senior Interest Subaccount	R$ 22,593,805.65
Final Balance as of the close of business of April 19, 2018		**R$ 22,593,805.65**

Series 2014-2 Special Debt Service Reserve Account		Amount
Date	Description	
04/04/18	Balance	R$ 170,197,994.00
Final Balance as of the close of business of April 19, 2018		**R$ 170,197,994.00**

Special Interest Liquidity Reserve Account		Amount
Date	Description	
04/04/18	Balance	R$ 0.00
Final Balance as of the close of business of April 19, 2018		**R$ 0.00**

Special Interest Trigger Event Reserve Account		Amount
Date	Description	
04/04/18	Balance	R$ 0.00
Final Balance as of the close of business of April 19, 2018		**R$ 0.00**

Section (F) – Other Information

Events	Y / N
Has any Event of Default occurred or continued as of the close of business for the Indenture Trustee on the related Allocation Date?	No
Has any Trigger Event occurred or continued as of the close of business for the Indenture Trustee on the related Allocation Date?	No
Has any Bond Administrator Replacement Event occurred or continued as of the close of business for the Indenture Trustee on the related Allocation Date?	No
Has any Servicer Replacement Event occurred or continued as of the close of business for the Indenture Trustee on the related Allocation Date?	No
Has any Event of Default been declared as of the close of business for the Indenture Trustee on the related Allocation Date?	No
Has any Early Amortization Period been declared as of the close of business for the Indenture Trustee on the related Allocation Date?	No
Has there been the occurrence of conditions which give rise to any Sponsor Refund Obligations or any RJS Damages as of the close of business for the Indenture Trustee on the related Allocation Date?	No

Section (G) – Transfer Instructions

Transaction: Funds to the Senior Interest Subaccount			Amount
Type	Account	Name	
Debt	11249600	Liquidity Reserve Account	(US$ 49,620,907.13)
Credit	11250200	Series 2014-1 Series Account	US$ 30,091,356.23
Credit	11348400	Series 2014-3 Series Account	US$ 19,529,550.90

Appendix 1

Class Interest Amount for the Series 2014-1 Notes

Date	Class Interest			Daycount	Class Principal Balance	Current Interest Due	Overdue Interest	Current Capitalized Interest	Overdue Capitalized Interest	Capitalized Interest	Class Interest Amount
	Rate	Overdue Incremental Rate	Denominator								
	6.25%	3.00%	360		EoD		EoD		EoD		
04/06/18	0.0625	0.0300	0.002778	1	1,362,627,654.70	236,567.30	0.00	113,552.30	0.00	113,552.30	350.119,61
04/07/18	0.0625	0.0300	0.002778	1	1,362,627,654.70	236,567.30	0.00	113,552.30	0.00	113,552.30	700.239,21
04/08/18	0.0625	0.0300	0.002778	1	1,362,627,654.70	236,567.30	0.00	113,552.30	0.00	113,552.30	1.050.358,82
04/09/18	0.0625	0.0300	0.002778	1	1,362,627,654.70	236,567.30	0.00	113,552.30	0.00	113,552.30	1.400.478,42
04/10/18	0.0625	0.0300	0.002778	1	1,362,627,654.70	236,567.30	0.00	113,552.30	0.00	113,552.30	1.750.598,03
04/11/18	0.0625	0.0300	0.002778	1	1,362,627,654.70	236,567.30	0.00	113,552.30	0.00	113,552.30	2.100.717,63
04/12/18	0.0625	0.0300	0.002778	1	1,362,627,654.70	236,567.30	0.00	113,552.30	0.00	113,552.30	2.450.837,24
04/13/18	0.0625	0.0300	0.002778	1	1,362,627,654.70	236,567.30	0.00	113,552.30	0.00	113,552.30	2.800.956,85
04/14/18	0.0625	0.0300	0.002778	1	1,362,627,654.70	236,567.30	0.00	113,552.30	0.00	113,552.30	3.151.076,45
04/15/18	0.0625	0.0300	0.002778	1	1,362,627,654.70	236,567.30	0.00	113,552.30	0.00	113,552.30	3.501.196,06
04/16/18	0.0625	0.0300	0.002778	1	1,362,627,654.70	236,567.30	0.00	113,552.30	0.00	113,552.30	3.851.315,66
04/17/18	0.0625	0.0300	0.002778	1	1,362,627,654.70	236,567.30	0.00	113,552.30	0.00	113,552.30	4.201.435,27
04/18/18	0.0625	0.0300	0.002778	1	1,362,627,654.70	236,567.30	0.00	113,552.30	0.00	113,552.30	4.551.554,87
04/19/18	0.0625	0.0300	0.002778	1	1,362,627,654.70	236,567.30	0.00	113,552.30	0.00	113,552.30	4.901.674,48
04/20/18	0.0625	0.0300	0.002778	1	1,362,627,654.70	236,567.30	0.00	113,552.30	0.00	113,552.30	5.251.794,09
04/21/18	0.0625	0.0300	0.002778	1	1,362,627,654.70	236,567.30	0.00	113,552.30	0.00	113,552.30	5.601.913,69
04/22/18	0.0625	0.0300	0.002778	1	1,362,627,654.70	236,567.30	0.00	113,552.30	0.00	113,552.30	5.952.033,30
04/23/18	0.0625	0.0300	0.002778	1	1,362,627,654.70	236,567.30	0.00	113,552.30	0.00	113,552.30	6.302.152,90
04/24/18	0.0625	0.0300	0.002778	1	1,362,627,654.70	236,567.30	0.00	113,552.30	0.00	113,552.30	6.652.272,51
04/25/18	0.0625	0.0300	0.002778	1	1,362,627,654.70	236,567.30	0.00	113,552.30	0.00	113,552.30	7.002.392,11
04/26/18	0.0625	0.0300	0.002778	1	1,362,627,654.70	236,567.30	0.00	113,552.30	0.00	113,552.30	7.352.511,72
04/27/18	0.0625	0.0300	0.002778	1	1,362,627,654.70	236,567.30	0.00	113,552.30	0.00	113,552.30	7.702.631,33
04/28/18	0.0625	0.0300	0.002778	1	1,362,627,654.70	236,567.30	0.00	113,552.30	0.00	113,552.30	8.052.750,93
04/29/18	0.0625	0.0300	0.002778	1	1,362,627,654.70	236,567.30	0.00	113,552.30	0.00	113,552.30	8.402.870,54
04/30/18	0.0625	0.0300	0.002778	1	1,362,627,654.70	236,567.30	0.00	113,552.30	0.00	113,552.30	8.752.990,14
05/01/18	0.0625	0.0300	0.002778	1	1,362,627,654.70	236,567.30	0.00	113,552.30	0.00	113,552.30	9.103.109,75
05/02/18	0.0625	0.0300	0.002778	1	1,362,627,654.70	236,567.30	0.00	113,552.30	0.00	113,552.30	9.453.229,35
05/03/18	0.0625	0.0300	0.002778	1	1,362,627,654.70	236,567.30	0.00	113,552.30	0.00	113,552.30	9.803.348,96
05/04/18	0.0625	0.0300	0.002778	1	1,362,627,654.70	236,567.30	0.00	113,552.30	0.00	113,552.30	10.153.468,57
05/05/18	0.0625	0.0300	0.002778	1	1,362,627,654.70	236,567.30	0.00	113,552.30	0.00	113,552.30	10.503.588,17
05/06/18	0.0625	0.0300	0.002778	1	1,362,627,654.70	236,567.30	0.00	113,552.30	0.00	113,552.30	10.853.707,78

Appendix 1 (cont.)

Class Interest Amount for the Series 2014-1 Notes (cont.)

Date	Class Interest			Daycount	Class Principal Balance	Current Interest Due	Overdue Interest	Current Capitalized Interest	Overdue Capitalized Interest	Capitalized Interest	Class Interest Amount
	Rate	Overdue Incremental Rate	Denominator								
	6.25%	3.00%	360		EoD		EoD		EoD		
05/07/18	0.0625	0.0300	0.002778	1	1,362,627,654.70	236,567.30	0.00	113,552.30	0.00	113,552.30	11.203.827,38
05/08/18	0.0625	0.0300	0.002778	1	1,362,627,654.70	236,567.30	0.00	113,552.30	0.00	113,552.30	11.553.946,99
05/09/18	0.0625	0.0300	0.002778	1	1,362,627,654.70	236,567.30	0.00	113,552.30	0.00	113,552.30	11.904.066,59
05/10/18	0.0625	0.0300	0.002778	1	1,362,627,654.70	236,567.30	0.00	113,552.30	0.00	113,552.30	12.254.186,20
05/11/18	0.0625	0.0300	0.002778	1	1,362,627,654.70	236,567.30	0.00	113,552.30	0.00	113,552.30	12.604.305,81
05/12/18	0.0625	0.0300	0.002778	1	1,362,627,654.70	236,567.30	0.00	113,552.30	0.00	113,552.30	12.954.425,41
05/13/18	0.0625	0.0300	0.002778	1	1,362,627,654.70	236,567.30	0.00	113,552.30	0.00	113,552.30	13.304.545,02
05/14/18	0.0625	0.0300	0.002778	1	1,362,627,654.70	236,567.30	0.00	113,552.30	0.00	113,552.30	13.654.664,62
05/15/18	0.0625	0.0300	0.002778	1	1,362,627,654.70	236,567.30	0.00	113,552.30	0.00	113,552.30	14.004.784,23
05/16/18	0.0625	0.0300	0.002778	1	1,362,627,654.70	236,567.30	0.00	113,552.30	0.00	113,552.30	14.354.903,83
05/17/18	0.0625	0.0300	0.002778	1	1,362,627,654.70	236,567.30	0.00	113,552.30	0.00	113,552.30	14.705.023,44
05/18/18	0.0625	0.0300	0.002778	1	1,362,627,654.70	236,567.30	0.00	113,552.30	0.00	113,552.30	15.055.143,05
05/19/18	0.0625	0.0300	0.002778	1	1,362,627,654.70	236,567.30	0.00	113,552.30	0.00	113,552.30	15.405.262,65
05/20/18	0.0625	0.0300	0.002778	1	1,362,627,654.70	236,567.30	0.00	113,552.30	0.00	113,552.30	15.755.382,26
05/21/18	0.0625	0.0300	0.002778	1	1,362,627,654.70	236,567.30	0.00	113,552.30	0.00	113,552.30	16.105.501,86
05/22/18	0.0625	0.0300	0.002778	1	1,362,627,654.70	236,567.30	0.00	113,552.30	0.00	113,552.30	16.455.621,47
05/23/18	0.0625	0.0300	0.002778	1	1,362,627,654.70	236,567.30	0.00	113,552.30	0.00	113,552.30	16.805.741,07
05/24/18	0.0625	0.0300	0.002778	1	1,362,627,654.70	236,567.30	0.00	113,552.30	0.00	113,552.30	17.155.860,68
05/25/18	0.0625	0.0300	0.002778	1	1,362,627,654.70	236,567.30	0.00	113,552.30	0.00	113,552.30	17.505.980,29
05/26/18	0.0625	0.0300	0.002778	1	1,362,627,654.70	236,567.30	0.00	113,552.30	0.00	113,552.30	17.856.099,89
05/27/18	0.0625	0.0300	0.002778	1	1,362,627,654.70	236,567.30	0.00	113,552.30	0.00	113,552.30	18.206.219,50
05/28/18	0.0625	0.0300	0.002778	1	1,362,627,654.70	236,567.30	0.00	113,552.30	0.00	113,552.30	18.556.339,10
05/29/18	0.0625	0.0300	0.002778	1	1,362,627,654.70	236,567.30	0.00	113,552.30	0.00	113,552.30	18.906.458,71
05/30/18	0.0625	0.0300	0.002778	0	1,362,627,654.70	0.00	0.00	0.00	0.00	0.00	18.906.458,71
05/31/18	0.0625	0.0300	0.002778	1	1,362,627,654.70	236,567.30	0.00	113,552.30	0.00	113,552.30	19.256.578,31
06/01/18	0.0625	0.0300	0.002778	1	1,362,627,654.70	236,567.30	0.00	113,552.30	0.00	113,552.30	19.606.697,92
06/02/18	0.0625	0.0300	0.002778	1	1,362,627,654.70	236,567.30	0.00	113,552.30	0.00	113,552.30	19.956.817,53
06/03/18	0.0625	0.0300	0.002778	1	1,362,627,654.70	236,567.30	0.00	113,552.30	0.00	113,552.30	20.306.937,13
06/04/18	0.0625	0.0300	0.002778	1	1,362,627,654.70	236,567.30	0.00	113,552.30	0.00	113,552.30	20.657.056,74
06/05/18	0.0625	0.0300	0.002778	1	1,362,627,654.70	236,567.30	0.00	113,552.30	0.00	113,552.30	21.007.176,34
06/06/18	0.0625	0.0300	0.002778	1	1,362,627,654.70	236,567.30	0.00	113,552.30	0.00	113,552.30	21.357.295,95

Appendix 1 (cont.)

Class Interest Amount for the Series 2014-1 Notes (cont.)

Date	Class Interest			Daycount	Class Principal Balance	Current Interest Due	Overdue Interest	Current Capitalized Interest	Overdue Capitalized Interest	Capitalized Interest	Class Interest Amount
	Rate	Overdue Incremental Rate	Denominator								
	6.25%	3.00%	360		EoD		EoD		EoD		
06/07/18	0.0625	0.0300	0.002778	1	1,362,627,654.70	236,567.30	0.00	113,552.30	0.00	113,552.30	21.707.415,55
06/08/18	0.0625	0.0300	0.002778	1	1,362,627,654.70	236,567.30	0.00	113,552.30	0.00	113,552.30	22.057.535,16
06/09/18	0.0625	0.0300	0.002778	1	1,362,627,654.70	236,567.30	0.00	113,552.30	0.00	113,552.30	22.407.654,77
06/10/18	0.0625	0.0300	0.002778	1	1,362,627,654.70	236,567.30	0.00	113,552.30	0.00	113,552.30	22.757.774,37
06/11/18	0.0625	0.0300	0.002778	1	1,362,627,654.70	236,567.30	0.00	113,552.30	0.00	113,552.30	23.107.893,98
06/12/18	0.0625	0.0300	0.002778	1	1,362,627,654.70	236,567.30	0.00	113,552.30	0.00	113,552.30	23.458.013,58
06/13/18	0.0625	0.0300	0.002778	1	1,362,627,654.70	236,567.30	0.00	113,552.30	0.00	113,552.30	23.808.133,19
06/14/18	0.0625	0.0300	0.002778	1	1,362,627,654.70	236,567.30	0.00	113,552.30	0.00	113,552.30	24.158.252,79
06/15/18	0.0625	0.0300	0.002778	1	1,362,627,654.70	236,567.30	0.00	113,552.30	0.00	113,552.30	24.508.372,40
06/16/18	0.0625	0.0300	0.002778	1	1,362,627,654.70	236,567.30	0.00	113,552.30	0.00	113,552.30	24.858.492,01
06/17/18	0.0625	0.0300	0.002778	1	1,362,627,654.70	236,567.30	0.00	113,552.30	0.00	113,552.30	25.208.611,61
06/18/18	0.0625	0.0300	0.002778	1	1,362,627,654.70	236,567.30	0.00	113,552.30	0.00	113,552.30	25.558.731,22
06/19/18	0.0625	0.0300	0.002778	1	1,362,627,654.70	236,567.30	0.00	113,552.30	0.00	113,552.30	25.908.850,82
06/20/18	0.0625	0.0300	0.002778	1	1,362,627,654.70	236,567.30	0.00	113,552.30	0.00	113,552.30	26.258.970,43
06/21/18	0.0625	0.0300	0.002778	1	1,362,627,654.70	236,567.30	0.00	113,552.30	0.00	113,552.30	26.609.090,03
06/22/18	0.0625	0.0300	0.002778	1	1,362,627,654.70	236,567.30	0.00	113,552.30	0.00	113,552.30	26.959.209,64
06/23/18	0.0625	0.0300	0.002778	1	1,362,627,654.70	236,567.30	0.00	113,552.30	0.00	113,552.30	27.309.329,25
06/24/18	0.0625	0.0300	0.002778	1	1,362,627,654.70	236,567.30	0.00	113,552.30	0.00	113,552.30	27.659.448,85
06/25/18	0.0625	0.0300	0.002778	1	1,362,627,654.70	236,567.30	0.00	113,552.30	0.00	113,552.30	28.009.568,46
06/26/18	0.0625	0.0300	0.002778	1	1,362,627,654.70	236,567.30	0.00	113,552.30	0.00	113,552.30	28.359.688,06
06/27/18	0.0625	0.0300	0.002778	1	1,362,627,654.70	236,567.30	0.00	113,552.30	0.00	113,552.30	28.709.807,67
06/28/18	0.0625	0.0300	0.002778	1	1,362,627,654.70	236,567.30	0.00	113,552.30	0.00	113,552.30	29.059.927,27
06/29/18	0.0625	0.0300	0.002778	1	1,362,627,654.70	236,567.30	0.00	113,552.30	0.00	113,552.30	29.410.046,88
06/30/18	0.0625	0.0300	0.002778	1	1,362,627,654.70	236,567.30	0.00	113,552.30	0.00	113,552.30	29.760.166,49
07/01/18	0.0625	0.0300	0.002778	1	1,362,627,654.70	236,567.30	0.00	113,552.30	0.00	113,552.30	30.110.286,09
07/02/18	0.0625	0.0300	0.002778	1	1,362,627,654.70	236,567.30	0.00	113,552.30	0.00	113,552.30	30.460.405,70
07/03/18	0.0625	0.0300	0.002778	1	1,362,627,654.70	236,567.30	0.00	113,552.30	0.00	113,552.30	30.810.525,30
07/04/18	0.0625	0.0300	0.002778	1	1,362,627,654.70	236,567.30	0.00	113,552.30	0.00	113,552.30	31.160.644,91
07/05/18	0.0625	0.0300	0.002778	1	1,362,627,654.70	236,567.30	0.00	113,552.30	0.00	113,552.30	31.510.764,51
07/06/18				**90**		**21,291,057.10**		**10,219,707.41**			**31,510,764.51**

Appendix 2

Class Interest Amount for the Series 2014-2 Notes

Date	Class Interest			Daycount	Class Principal Balance	Current Interest Due	Overdue Interest	Current Penalty Interest	Overdue Current Penalty Interest	Penalty Interest	Class Interest Amount
	Rate	Penalty Rate	Denominator								
	16.25%	3.00%	252		EoD		EoD		EoD		
04/06/18	0.1625	0.0300	0.003968	1	524,041,293.52	313,214.18	0.00	62,385.87	0.00	62,385.87	375,600.05
04/07/18	0.1625	0.0300	0.003968	0	524,041,293.52	0.00	0.00	0.00	0.00	0.00	375,600.05
04/08/18	0.1625	0.0300	0.003968	0	524,041,293.52	0.00	0.00	0.00	0.00	0.00	375,600.05
04/09/18	0.1625	0.0300	0.003968	1	524,041,293.52	313,401.39	0.00	62,393.30	0.00	62,393.30	751,394.73
04/10/18	0.1625	0.0300	0.003968	1	524,041,293.52	313,588.70	0.00	62,400.72	0.00	62,400.72	1,127,384.16
04/11/18	0.1625	0.0300	0.003968	1	524,041,293.52	313,776.13	0.00	62,408.15	0.00	62,408.15	1,503,568.44
04/12/18	0.1625	0.0300	0.003968	1	524,041,293.52	313,963.67	0.00	62,415.58	0.00	62,415.58	1,879,947.70
04/13/18	0.1625	0.0300	0.003968	1	524,041,293.52	314,151.33	0.00	62,423.01	0.00	62,423.01	2,256,522.04
04/14/18	0.1625	0.0300	0.003968	0	524,041,293.52	0.00	0.00	0.00	0.00	0.00	2,256,522.04
04/15/18	0.1625	0.0300	0.003968	0	524,041,293.52	0.00	0.00	0.00	0.00	0.00	2,256,522.04
04/16/18	0.1625	0.0300	0.003968	1	524,041,293.52	314,339.09	0.00	62,430.44	0.00	62,430.44	2,633,291.57
04/17/18	0.1625	0.0300	0.003968	1	524,041,293.52	314,526.97	0.00	62,437.88	0.00	62,437.88	3,010,256.42
04/18/18	0.1625	0.0300	0.003968	1	524,041,293.52	314,714.96	0.00	62,445.31	0.00	62,445.31	3,387,416.68
04/19/18	0.1625	0.0300	0.003968	1	524,041,293.52	314,903.06	0.00	62,452.74	0.00	62,452.74	3,764,772.49
04/20/18	0.1625	0.0300	0.003968	1	524,041,293.52	315,091.27	0.00	62,460.18	0.00	62,460.18	4,142,323.94
04/21/18	0.1625	0.0300	0.003968	0	524,041,293.52	0.00	0.00	0.00	0.00	0.00	4,142,323.94
04/22/18	0.1625	0.0300	0.003968	0	524,041,293.52	0.00	0.00	0.00	0.00	0.00	4,142,323.94
04/23/18	0.1625	0.0300	0.003968	0	524,041,293.52	0.00	0.00	0.00	0.00	0.00	4,142,323.94
04/24/18	0.1625	0.0300	0.003968	1	524,041,293.52	315,279.60	0.00	62,467.61	0.00	62,467.61	4,520,071.15
04/25/18	0.1625	0.0300	0.003968	1	524,041,293.52	315,468.04	0.00	62,475.05	0.00	62,475.05	4,898,014.24
04/26/18	0.1625	0.0300	0.003968	1	524,041,293.52	315,656.59	0.00	62,482.49	0.00	62,482.49	5,276,153.32
04/27/18	0.1625	0.0300	0.003968	1	524,041,293.52	315,845.26	0.00	62,489.93	0.00	62,489.93	5,654,488.51
04/28/18	0.1625	0.0300	0.003968	0	524,041,293.52	0.00	0.00	0.00	0.00	0.00	5,654,488.51
04/29/18	0.1625	0.0300	0.003968	0	524,041,293.52	0.00	0.00	0.00	0.00	0.00	5,654,488.51
04/30/18	0.1625	0.0300	0.003968	1	524,041,293.52	316,034.04	0.00	62,497.36	0.00	62,497.36	6,033,019.91
05/01/18	0.1625	0.0300	0.003968	0	524,041,293.52	0.00	0.00	0.00	0.00	0.00	6,033,019.91
05/02/18	0.1625	0.0300	0.003968	1	524,041,293.52	316,222.93	0.00	62,504.80	0.00	62,504.80	6,411,747.64
05/03/18	0.1625	0.0300	0.003968	1	524,041,293.52	316,411.93	0.00	62,512.25	0.00	62,512.25	6,790,671.81
05/04/18	0.1625	0.0300	0.003968	1	524,041,293.52	316,601.05	0.00	62,519.69	0.00	62,519.69	7,169,792.55
05/05/18	0.1625	0.0300	0.003968	0	524,041,293.52	0.00	0.00	0.00	0.00	0.00	7,169,792.55
05/06/18	0.1625	0.0300	0.003968	0	524,041,293.52	0.00	0.00	0.00	0.00	0.00	7,169,792.55

Appendix 2 (cont.)

Class Interest Amount for the Series 2014-2 Notes (cont.)

Date	Class Interest			Daycount	Class Principal Balance	Current Interest Due	Overdue Interest	Current Penalty Interest	Overdue Current Penalty Interest	Penalty Interest	Class Interest Amount
	Rate	Penalty Rate	Denominator								
	16.25%	3.00%	252		EoD		EoD		EoD		
05/07/18	0.1625	0.0300	0.003968	1	524,041,293.52	316,790.27	0.00	62,527.13	0.00	62,527.13	7,549,109.95
05/08/18	0.1625	0.0300	0.003968	1	524,041,293.52	316,979.62	0.00	62,534.57	0.00	62,534.57	7,928,624.14
05/09/18	0.1625	0.0300	0.003968	1	524,041,293.52	317,169.07	0.00	62,542.02	0.00	62,542.02	8,308,335.23
05/10/18	0.1625	0.0300	0.003968	1	524,041,293.52	317,358.64	0.00	62,549.46	0.00	62,549.46	8,688,243.34
05/11/18	0.1625	0.0300	0.003968	1	524,041,293.52	317,548.32	0.00	62,556.91	0.00	62,556.91	9,068,348.57
05/12/18	0.1625	0.0300	0.003968	0	524,041,293.52	0.00	0.00	0.00	0.00	0.00	9,068,348.57
05/13/18	0.1625	0.0300	0.003968	0	524,041,293.52	0.00	0.00	0.00	0.00	0.00	9,068,348.57
05/14/18	0.1625	0.0300	0.003968	1	524,041,293.52	317,738.12	0.00	62,564.36	0.00	62,564.36	9,448,651.05
05/15/18	0.1625	0.0300	0.003968	1	524,041,293.52	317,928.03	0.00	62,571.81	0.00	62,571.81	9,829,150.88
05/16/18	0.1625	0.0300	0.003968	1	524,041,293.52	318,118.05	0.00	62,579.26	0.00	62,579.26	10,209,848.19
05/17/18	0.1625	0.0300	0.003968	1	524,041,293.52	318,308.19	0.00	62,586.70	0.00	62,586.70	10,590,743.08
05/18/18	0.1625	0.0300	0.003968	1	524,041,293.52	318,498.44	0.00	62,594.16	0.00	62,594.16	10,971,835.67
05/19/18	0.1625	0.0300	0.003968	0	524,041,293.52	0.00	0.00	0.00	0.00	0.00	10,971,835.67
05/20/18	0.1625	0.0300	0.003968	0	524,041,293.52	0.00	0.00	0.00	0.00	0.00	10,971,835.67
05/21/18	0.1625	0.0300	0.003968	1	524,041,293.52	318,688.80	0.00	62,601.61	0.00	62,601.61	11,353,126.08
05/22/18	0.1625	0.0300	0.003968	1	524,041,293.52	318,879.28	0.00	62,609.06	0.00	62,609.06	11,734,614.41
05/23/18	0.1625	0.0300	0.003968	1	524,041,293.52	319,069.87	0.00	62,616.51	0.00	62,616.51	12,116,300.79
05/24/18	0.1625	0.0300	0.003968	1	524,041,293.52	319,260.57	0.00	62,623.97	0.00	62,623.97	12,498,185.33
05/25/18	0.1625	0.0300	0.003968	1	524,041,293.52	319,451.39	0.00	62,631.42	0.00	62,631.42	12,880,268.14
05/26/18	0.1625	0.0300	0.003968	0	524,041,293.52	0.00	0.00	0.00	0.00	0.00	12,880,268.14
05/27/18	0.1625	0.0300	0.003968	0	524,041,293.52	0.00	0.00	0.00	0.00	0.00	12,880,268.14
05/28/18	0.1625	0.0300	0.003968	1	524,041,293.52	319,642.32	0.00	62,638.88	0.00	62,638.88	13,262,549.35
05/29/18	0.1625	0.0300	0.003968	1	524,041,293.52	319,833.37	0.00	62,646.34	0.00	62,646.34	13,645,029.05
05/30/18	0.1625	0.0300	0.003968	1	524,041,293.52	320,024.53	0.00	62,653.79	0.00	62,653.79	14,027,707.38
05/31/18	0.1625	0.0300	0.003968	0	524,041,293.52	0.00	0.00	0.00	0.00	0.00	14,027,707.38
06/01/18	0.1625	0.0300	0.003968	1	524,041,293.52	320,215.81	0.00	62,661.25	0.00	62,661.25	14,410,584.44
06/02/18	0.1625	0.0300	0.003968	0	524,041,293.52	0.00	0.00	0.00	0.00	0.00	14,410,584.44
06/03/18	0.1625	0.0300	0.003968	0	524,041,293.52	0.00	0.00	0.00	0.00	0.00	14,410,584.44
06/04/18	0.1625	0.0300	0.003968	1	524,041,293.52	320,407.20	0.00	62,668.71	0.00	62,668.71	14,793,660.35
06/05/18	0.1625	0.0300	0.003968	1	524,041,293.52	320,598.70	0.00	62,676.17	0.00	62,676.17	15,176,935.22
06/06/18	0.1625	0.0300	0.003968	1	524,041,293.52	320,790.32	0.00	62,683.63	0.00	62,683.63	15,560,409.18

Appendix 2 (cont.)

Class Interest Amount for the Series 2014-2 Notes (cont.)

Date	Class Interest			Daycount	Class Principal Balance	Current Interest Due	Overdue Interest	Current Penalty Interest	Overdue Current Penalty Interest	Penalty Interest	Class Interest Amount
	Rate	Penalty Rate	Denominator								
	16.25%	3.00%	252		EoD		EoD		EoD		
06/07/18	0.1625	0.0300	0.003968	1	524,041,293.52	320,982.05	0.00	62,691.10	0.00	62,691.10	15,944,082.32
06/08/18	0.1625	0.0300	0.003968	1	524,041,293.52	321,173.90	0.00	62,698.56	0.00	62,698.56	16,327,954.78
06/09/18	0.1625	0.0300	0.003968	0	524,041,293.52	0.00	0.00	0.00	0.00	0.00	16,327,954.78
06/10/18	0.1625	0.0300	0.003968	0	524,041,293.52	0.00	0.00	0.00	0.00	0.00	16,327,954.78
06/11/18	0.1625	0.0300	0.003968	1	524,041,293.52	321,365.86	0.00	62,706.02	0.00	62,706.02	16,712,026.67
06/12/18	0.1625	0.0300	0.003968	1	524,041,293.52	321,557.94	0.00	62,713.49	0.00	62,713.49	17,096,298.10
06/13/18	0.1625	0.0300	0.003968	1	524,041,293.52	321,750.13	0.00	62,720.96	0.00	62,720.96	17,480,769.19
06/14/18	0.1625	0.0300	0.003968	1	524,041,293.52	321,942.44	0.00	62,728.42	0.00	62,728.42	17,865,440.05
06/15/18	0.1625	0.0300	0.003968	1	524,041,293.52	322,134.86	0.00	62,735.89	0.00	62,735.89	18,250,310.80
06/16/18	0.1625	0.0300	0.003968	0	524,041,293.52	0.00	0.00	0.00	0.00	0.00	18,250,310.80
06/17/18	0.1625	0.0300	0.003968	0	524,041,293.52	0.00	0.00	0.00	0.00	0.00	18,250,310.80
06/18/18	0.1625	0.0300	0.003968	1	524,041,293.52	322,327.40	0.00	62,743.36	0.00	62,743.36	18,635,381.55
06/19/18	0.1625	0.0300	0.003968	1	524,041,293.52	322,520.05	0.00	62,750.83	0.00	62,750.83	19,020,652.43
06/20/18	0.1625	0.0300	0.003968	1	524,041,293.52	322,712.82	0.00	62,758.30	0.00	62,758.30	19,406,123.54
06/21/18	0.1625	0.0300	0.003968	1	524,041,293.52	322,905.70	0.00	62,765.77	0.00	62,765.77	19,791,795.01
06/22/18	0.1625	0.0300	0.003968	1	524,041,293.52	323,098.70	0.00	62,773.24	0.00	62,773.24	20,177,666.95
06/23/18	0.1625	0.0300	0.003968	0	524,041,293.52	0.00	0.00	0.00	0.00	0.00	20,177,666.95
06/24/18	0.1625	0.0300	0.003968	0	524,041,293.52	0.00	0.00	0.00	0.00	0.00	20,177,666.95
06/25/18	0.1625	0.0300	0.003968	1	524,041,293.52	323,291.81	0.00	62,780.71	0.00	62,780.71	20,563,739.47
06/26/18	0.1625	0.0300	0.003968	1	524,041,293.52	323,485.04	0.00	62,788.19	0.00	62,788.19	20,950,012.69
06/27/18	0.1625	0.0300	0.003968	1	524,041,293.52	323,678.38	0.00	62,795.66	0.00	62,795.66	21,336,486.74
06/28/18	0.1625	0.0300	0.003968	1	524,041,293.52	323,871.84	0.00	62,803.14	0.00	62,803.14	21,723,161.71
06/29/18	0.1625	0.0300	0.003968	1	524,041,293.52	324,065.41	0.00	62,810.62	0.00	62,810.62	22,110,037.74
06/30/18	0.1625	0.0300	0.003968	0	524,041,293.52	0.00	0.00	0.00	0.00	0.00	22,110,037.74
07/01/18	0.1625	0.0300	0.003968	0	524,041,293.52	0.00	0.00	0.00	0.00	0.00	22,110,037.74
07/02/18	0.1625	0.0300	0.003968	1	524,041,293.52	324,259.11	0.00	62,818.09	0.00	62,818.09	22,497,114.94
07/03/18	0.1625	0.0300	0.003968	1	524,041,293.52	324,452.91	0.00	62,825.57	0.00	62,825.57	22,884,393.42
07/04/18	0.1625	0.0300	0.003968	1	524,041,293.52	324,646.83	0.00	62,833.05	0.00	62,833.05	23,271,873.31
07/05/18	0.1625	0.0300	0.003968	1	524,041,293.52	324,840.87	0.00	62,840.53	0.00	62,840.53	23,659,554.71
07/06/18				**62**		**19,777,553.13**		**3,882,001.58**			**23,659,554.71**

Appendix 3

Class Interest Amount for the Series 2014-3 Notes

Date	Class Interest			Daycount	Class Principal Balance	Current Interest Due	Overdue Interest	Current Capitalized Interest	Overdue Capitalized Interest	Capitalized Interest	Class Interest Amount
	Rate	Overdue Incremental Rate	Denominator								
	6.75%	3.00%	360		EoD		EoD		EoD		
04/06/18	0.0675	0.0300	0.002778	1	839,005,503.99	157,313.53	0.00	69,917.13	0.00	69,917.13	227.230,66
04/07/18	0.0675	0.0300	0.002778	1	839,005,503.99	157,313.53	0.00	69,917.13	0.00	69,917.13	454.461,31
04/08/18	0.0675	0.0300	0.002778	1	839,005,503.99	157,313.53	0.00	69,917.13	0.00	69,917.13	681.691,97
04/09/18	0.0675	0.0300	0.002778	1	839,005,503.99	157,313.53	0.00	69,917.13	0.00	69,917.13	908.922,63
04/10/18	0.0675	0.0300	0.002778	1	839,005,503.99	157,313.53	0.00	69,917.13	0.00	69,917.13	1.136.153,29
04/11/18	0.0675	0.0300	0.002778	1	839,005,503.99	157,313.53	0.00	69,917.13	0.00	69,917.13	1.363.383,94
04/12/18	0.0675	0.0300	0.002778	1	839,005,503.99	157,313.53	0.00	69,917.13	0.00	69,917.13	1.590.614,60
04/13/18	0.0675	0.0300	0.002778	1	839,005,503.99	157,313.53	0.00	69,917.13	0.00	69,917.13	1.817.845,26
04/14/18	0.0675	0.0300	0.002778	1	839,005,503.99	157,313.53	0.00	69,917.13	0.00	69,917.13	2.045.075,92
04/15/18	0.0675	0.0300	0.002778	1	839,005,503.99	157,313.53	0.00	69,917.13	0.00	69,917.13	2.272.306,57
04/16/18	0.0675	0.0300	0.002778	1	839,005,503.99	157,313.53	0.00	69,917.13	0.00	69,917.13	2.499.537,23
04/17/18	0.0675	0.0300	0.002778	1	839,005,503.99	157,313.53	0.00	69,917.13	0.00	69,917.13	2.726.767,89
04/18/18	0.0675	0.0300	0.002778	1	839,005,503.99	157,313.53	0.00	69,917.13	0.00	69,917.13	2.953.998,55
04/19/18	0.0675	0.0300	0.002778	1	839,005,503.99	157,313.53	0.00	69,917.13	0.00	69,917.13	3.181.229,20
04/20/18	0.0675	0.0300	0.002778	1	839,005,503.99	157,313.53	0.00	69,917.13	0.00	69,917.13	3.408.459,86
04/21/18	0.0675	0.0300	0.002778	1	839,005,503.99	157,313.53	0.00	69,917.13	0.00	69,917.13	3.635.690,52
04/22/18	0.0675	0.0300	0.002778	1	839,005,503.99	157,313.53	0.00	69,917.13	0.00	69,917.13	3.862.921,17
04/23/18	0.0675	0.0300	0.002778	1	839,005,503.99	157,313.53	0.00	69,917.13	0.00	69,917.13	4.090.151,83
04/24/18	0.0675	0.0300	0.002778	1	839,005,503.99	157,313.53	0.00	69,917.13	0.00	69,917.13	4.317.382,49
04/25/18	0.0675	0.0300	0.002778	1	839,005,503.99	157,313.53	0.00	69,917.13	0.00	69,917.13	4.544.613,15
04/26/18	0.0675	0.0300	0.002778	1	839,005,503.99	157,313.53	0.00	69,917.13	0.00	69,917.13	4.771.843,80
04/27/18	0.0675	0.0300	0.002778	1	839,005,503.99	157,313.53	0.00	69,917.13	0.00	69,917.13	4.999.074,46
04/28/18	0.0675	0.0300	0.002778	1	839,005,503.99	157,313.53	0.00	69,917.13	0.00	69,917.13	5.226.305,12
04/29/18	0.0675	0.0300	0.002778	1	839,005,503.99	157,313.53	0.00	69,917.13	0.00	69,917.13	5.453.535,78
04/30/18	0.0675	0.0300	0.002778	1	839,005,503.99	157,313.53	0.00	69,917.13	0.00	69,917.13	5.680.766,43
05/01/18	0.0675	0.0300	0.002778	1	839,005,503.99	157,313.53	0.00	69,917.13	0.00	69,917.13	5.907.997,09
05/02/18	0.0675	0.0300	0.002778	1	839,005,503.99	157,313.53	0.00	69,917.13	0.00	69,917.13	6.135.227,75
05/03/18	0.0675	0.0300	0.002778	1	839,005,503.99	157,313.53	0.00	69,917.13	0.00	69,917.13	6.362.458,41
05/04/18	0.0675	0.0300	0.002778	1	839,005,503.99	157,313.53	0.00	69,917.13	0.00	69,917.13	6.589.689,06
05/05/18	0.0675	0.0300	0.002778	1	839,005,503.99	157,313.53	0.00	69,917.13	0.00	69,917.13	6.816.919,72
05/06/18	0.0675	0.0300	0.002778	1	839,005,503.99	157,313.53	0.00	69,917.13	0.00	69,917.13	7.044.150,38

Appendix 3 (cont.)

Class Interest Amount for the Series 2014-3 Notes (cont.)

Date	Class Interest			Daycount	Class Principal Balance	Current Interest Due	Overdue Interest	Current Capitalized Interest	Overdue Capitalized Interest	Capitalized Interest	Class Interest Amount
	Rate	Overdue Incremental Rate	Denominator								
	6.75%	3.00%	360		EoD		EoD		EoD		
05/07/18	0.0675	0.0300	0.002778	1	839,005,503.99	157,313.53	0.00	69,917.13	0.00	69,917.13	7.271.381,03
05/08/18	0.0675	0.0300	0.002778	1	839,005,503.99	157,313.53	0.00	69,917.13	0.00	69,917.13	7.498.611,69
05/09/18	0.0675	0.0300	0.002778	1	839,005,503.99	157,313.53	0.00	69,917.13	0.00	69,917.13	7.725.842,35
05/10/18	0.0675	0.0300	0.002778	1	839,005,503.99	157,313.53	0.00	69,917.13	0.00	69,917.13	7.953.073,01
05/11/18	0.0675	0.0300	0.002778	1	839,005,503.99	157,313.53	0.00	69,917.13	0.00	69,917.13	8.180.303,66
05/12/18	0.0675	0.0300	0.002778	1	839,005,503.99	157,313.53	0.00	69,917.13	0.00	69,917.13	8.407.534,32
05/13/18	0.0675	0.0300	0.002778	1	839,005,503.99	157,313.53	0.00	69,917.13	0.00	69,917.13	8.634.764,98
05/14/18	0.0675	0.0300	0.002778	1	839,005,503.99	157,313.53	0.00	69,917.13	0.00	69,917.13	8.861.995,64
05/15/18	0.0675	0.0300	0.002778	1	839,005,503.99	157,313.53	0.00	69,917.13	0.00	69,917.13	9.089.226,29
05/16/18	0.0675	0.0300	0.002778	1	839,005,503.99	157,313.53	0.00	69,917.13	0.00	69,917.13	9.316.456,95
05/17/18	0.0675	0.0300	0.002778	1	839,005,503.99	157,313.53	0.00	69,917.13	0.00	69,917.13	9.543.687,61
05/18/18	0.0675	0.0300	0.002778	1	839,005,503.99	157,313.53	0.00	69,917.13	0.00	69,917.13	9.770.918,27
05/19/18	0.0675	0.0300	0.002778	1	839,005,503.99	157,313.53	0.00	69,917.13	0.00	69,917.13	9.998.148,92
05/20/18	0.0675	0.0300	0.002778	1	839,005,503.99	157,313.53	0.00	69,917.13	0.00	69,917.13	10.225.379,58
05/21/18	0.0675	0.0300	0.002778	1	839,005,503.99	157,313.53	0.00	69,917.13	0.00	69,917.13	10.452.610,24
05/22/18	0.0675	0.0300	0.002778	1	839,005,503.99	157,313.53	0.00	69,917.13	0.00	69,917.13	10.679.840,89
05/23/18	0.0675	0.0300	0.002778	1	839,005,503.99	157,313.53	0.00	69,917.13	0.00	69,917.13	10.907.071,55
05/24/18	0.0675	0.0300	0.002778	1	839,005,503.99	157,313.53	0.00	69,917.13	0.00	69,917.13	11.134.302,21
05/25/18	0.0675	0.0300	0.002778	1	839,005,503.99	157,313.53	0.00	69,917.13	0.00	69,917.13	11.361.532,87
05/26/18	0.0675	0.0300	0.002778	1	839,005,503.99	157,313.53	0.00	69,917.13	0.00	69,917.13	11.588.763,52
05/27/18	0.0675	0.0300	0.002778	1	839,005,503.99	157,313.53	0.00	69,917.13	0.00	69,917.13	11.815.994,18
05/28/18	0.0675	0.0300	0.002778	1	839,005,503.99	157,313.53	0.00	69,917.13	0.00	69,917.13	12.043.224,84
05/29/18	0.0675	0.0300	0.002778	1	839,005,503.99	157,313.53	0.00	69,917.13	0.00	69,917.13	12.270.455,50
05/30/18	0.0675	0.0300	0.002778	0	839,005,503.99	0.00	0.00	0.00	0.00	0.00	12.270.455,50
05/31/18	0.0675	0.0300	0.002778	1	839,005,503.99	157,313.53	0.00	69,917.13	0.00	69,917.13	12.497.686,15
06/01/18	0.0675	0.0300	0.002778	1	839,005,503.99	157,313.53	0.00	69,917.13	0.00	69,917.13	12.724.916,81
06/02/18	0.0675	0.0300	0.002778	1	839,005,503.99	157,313.53	0.00	69,917.13	0.00	69,917.13	12.952.147,47
06/03/18	0.0675	0.0300	0.002778	1	839,005,503.99	157,313.53	0.00	69,917.13	0.00	69,917.13	13.179.378,13
06/04/18	0.0675	0.0300	0.002778	1	839,005,503.99	157,313.53	0.00	69,917.13	0.00	69,917.13	13.406.608,78
06/05/18	0.0675	0.0300	0.002778	1	839,005,503.99	157,313.53	0.00	69,917.13	0.00	69,917.13	13.633.839,44
06/06/18	0.0675	0.0300	0.002778	1	839,005,503.99	157,313.53	0.00	69,917.13	0.00	69,917.13	13.861.070,10

Appendix 3 (cont.)

Class Interest Amount for the Series 2014-3 Notes (cont.)

Date	Class Interest			Daycount	Class Principal Balance	Current Interest Due	Overdue Interest	Current Capitalized Interest	Overdue Capitalized Interest	Capitalized Interest	Class Interest Amount
	Rate	Overdue Incremental Rate	Denominator								
	6.75%	3.00%	360		EoD		EoD		EoD		
06/07/18	0.0675	0.0300	0.002778	1	839,005,503.99	157,313.53	0.00	69,917.13	0.00	69,917.13	14.088.300,75
06/08/18	0.0675	0.0300	0.002778	1	839,005,503.99	157,313.53	0.00	69,917.13	0.00	69,917.13	14.315.531,41
06/09/18	0.0675	0.0300	0.002778	1	839,005,503.99	157,313.53	0.00	69,917.13	0.00	69,917.13	14.542.762,07
06/10/18	0.0675	0.0300	0.002778	1	839,005,503.99	157,313.53	0.00	69,917.13	0.00	69,917.13	14.769.992,73
06/11/18	0.0675	0.0300	0.002778	1	839,005,503.99	157,313.53	0.00	69,917.13	0.00	69,917.13	14.997.223,38
06/12/18	0.0675	0.0300	0.002778	1	839,005,503.99	157,313.53	0.00	69,917.13	0.00	69,917.13	15.224.454,04
06/13/18	0.0675	0.0300	0.002778	1	839,005,503.99	157,313.53	0.00	69,917.13	0.00	69,917.13	15.451.684,70
06/14/18	0.0675	0.0300	0.002778	1	839,005,503.99	157,313.53	0.00	69,917.13	0.00	69,917.13	15.678.915,36
06/15/18	0.0675	0.0300	0.002778	1	839,005,503.99	157,313.53	0.00	69,917.13	0.00	69,917.13	15.906.146,01
06/16/18	0.0675	0.0300	0.002778	1	839,005,503.99	157,313.53	0.00	69,917.13	0.00	69,917.13	16.133.376,67
06/17/18	0.0675	0.0300	0.002778	1	839,005,503.99	157,313.53	0.00	69,917.13	0.00	69,917.13	16.360.607,33
06/18/18	0.0675	0.0300	0.002778	1	839,005,503.99	157,313.53	0.00	69,917.13	0.00	69,917.13	16.587.837,99
06/19/18	0.0675	0.0300	0.002778	1	839,005,503.99	157,313.53	0.00	69,917.13	0.00	69,917.13	16.815.068,64
06/20/18	0.0675	0.0300	0.002778	1	839,005,503.99	157,313.53	0.00	69,917.13	0.00	69,917.13	17.042.299,30
06/21/18	0.0675	0.0300	0.002778	1	839,005,503.99	157,313.53	0.00	69,917.13	0.00	69,917.13	17.269.529,96
06/22/18	0.0675	0.0300	0.002778	1	839,005,503.99	157,313.53	0.00	69,917.13	0.00	69,917.13	17.496.760,61
06/23/18	0.0675	0.0300	0.002778	1	839,005,503.99	157,313.53	0.00	69,917.13	0.00	69,917.13	17.723.991,27
06/24/18	0.0675	0.0300	0.002778	1	839,005,503.99	157,313.53	0.00	69,917.13	0.00	69,917.13	17.951.221,93
06/25/18	0.0675	0.0300	0.002778	1	839,005,503.99	157,313.53	0.00	69,917.13	0.00	69,917.13	18.178.452,59
06/26/18	0.0675	0.0300	0.002778	1	839,005,503.99	157,313.53	0.00	69,917.13	0.00	69,917.13	18.405.683,24
06/27/18	0.0675	0.0300	0.002778	1	839,005,503.99	157,313.53	0.00	69,917.13	0.00	69,917.13	18.632.913,90
06/28/18	0.0675	0.0300	0.002778	1	839,005,503.99	157,313.53	0.00	69,917.13	0.00	69,917.13	18.860.144,56
06/29/18	0.0675	0.0300	0.002778	1	839,005,503.99	157,313.53	0.00	69,917.13	0.00	69,917.13	19.087.375,22
06/30/18	0.0675	0.0300	0.002778	1	839,005,503.99	157,313.53	0.00	69,917.13	0.00	69,917.13	19.314.605,87
07/01/18	0.0675	0.0300	0.002778	1	839,005,503.99	157,313.53	0.00	69,917.13	0.00	69,917.13	19.541.836,53
07/02/18	0.0675	0.0300	0.002778	1	839,005,503.99	157,313.53	0.00	69,917.13	0.00	69,917.13	19.769.067,19
07/03/18	0.0675	0.0300	0.002778	1	839,005,503.99	157,313.53	0.00	69,917.13	0.00	69,917.13	19.996.297,85
07/04/18	0.0675	0.0300	0.002778	1	839,005,503.99	157,313.53	0.00	69,917.13	0.00	69,917.13	20.223.528,50
07/05/18	0.0675	0.0300	0.002778	1	839,005,503.99	157,313.53	0.00	69,917.13	0.00	69,917.13	20.450.759,16
07/06/18				**90**		**14,158,217.88**		**6,292,541.28**			**20,450,759.16**

May 07, 2018

TRANSFER REPORT

This Transfer Report has been prepared by Banco do Brasil S.A., for its role as Bond Administrator in connection with the issuance of (a) US$ 2,000,000,000 aggregate principal amount of 6.25% Series 2014-1 Notes due 2024 (the "Series 2014-1 Notes"); (b) R$ 2,400,000,000 aggregate principal amount of 16.25% Series 2014-2 Notes due 2022 (the "Series 2014-2 Notes"), (c) US$ 1,100,000,000 aggregate principal amount of 6.75% Series 2014-3 Notes due 2027 (the "Series 2014-3 Notes"); and (d) US$ 600,000,000 aggregate principal amount of 8.20% Series 2018-1 Notes due 2028 by Rio Oil Finance Trust and in accordance with the terms set forth in the Amended and Restated Indenture dated as of June 20, 2014, and as amended and restated as of April 03, 2018 (the "Indenture"), in the Amended and Restated Series 2014-1 Indenture Supplement and the Amended and Restated Series 2014-2 Indenture Supplement, dated as of June 20, 2014, and as amended and restated as of March 07, 2018, in the Amended and Restated Series 2014-3 Indenture Supplement dated as of November 21, 2014, and as amended and restated as of March 07, 2018, and in the Series 2018-1 Indenture Supplement dated as of April 19, 2018 (the "Indenture Supplements").

Some of the terms set forth in the Indenture and in the Indenture Supplements were amended by that certain Waiver and Amendment Agreement dated as of October 20, 2015 (the "First Waiver and Amendment Agreement"), by that certain Waiver and Amendment Agreement dated as of June 20, 2016 (the "Second Waiver and Amendment Agreement"), by that certain Waiver and Amendment Agreement dated as of October 11, 2016 (the "Third Waiver and Amendment Agreement"), by that certain Rescission and Amendment Agreement dated as of December 05, 2016 (the "Fourth Rescission and Amendment Agreement"), by that certain Rescission and Amendment Agreement dated as of December 04, 2017 (the "Fifth Rescission and Amendment Agreement"), and by that certain Waiver, Rescission and Amendment Agreement dated as of March 07, 2018 (the "Sixth Waiver, Resscission and Amendment Agreement''), and are fully reflected in all calculations of this Transfer Report.

The duties and obligations of Banco do Brasil S.A. is determined solely by the express provisions of the Indenture and the other Transactions Documents which it is a part, such as the responsibility for making all the calculations and determinations including, but not limited to, Transfer Amounts. Banco do Brasil S.A. shall not be liable except for the performance of such duties and obligations.

Banco do Brasil S.A. may conclusively rely as to the truth of the statements and the correctness of the opinions expressed in any Transaction Document and upon any statements, certificates or opinions furnished in writing to Banco do Brasil S.A. pursuant to any of the Transaction Documents and conforming to the requirements of the Transaction Documents. Banco do Brasil S.A. may conclusively rely upon, and shall be protected in acting or refraining from acting upon, and shall not be bound to make any investigation into the facts or matters stated in a written resolution, certificate, statement, instrument, opinion, report, notice, request, consent, order, note, Officer's Certificate, guaranty or other paper or document reasonably believed by it to be genuine and to have been signed or presented by the proper Person(s).

This Transfer Report is addressed exclusively to Citibank N.A. (the Indenture Trustee) to be used as Transfer Instructions of the Revenue Account Waterfall in each Transfer Date.

For the effects of this Transfer Report, the Reais Allocation Date is May 02, 2018, the Reais Transfer Date is May 03, 2018, the Allocation Date is May 04, 2018 and the Transfer Date is May 07, 2018.

The exchange rate for dollar/reais conversion used in this Transfer Report is R$ 3.536.

Table of Contents

Section (A) – Collections Revenue and Expenses Breakdowns 4

Section (B) – Detailed Collections Account Waterfall..... 5

Section (C) – Detailed Revenue Account Waterfall..... 6

Section (D) – Transfer Amounts Details and Supporting Calculations 7

(i) Excess Companhia Securitizadora Expenses Transfer Amount 7
(ii) Series 2014-1 Senior Interest Transfer Amount 8
(iii) Series 2014-2 Senior Interest Transfer Amount 9
(iv) Series 2014-3 Senior Interest Transfer Amount 10
(iv) Series 2018-1 Senior Interest Transfer Amount 11
(v) Taxation Expenses Transfer Amount 13

Section (E) – Transaction Accounts Balance..... 15

Section (F) – Other Information 16

Section (G) – Transfer Instructions..... 17

Appendix 1 – Class Interest Amount for the Series 2014-1 Notes 18

Appendix 2 – Class Interest Amount for the Series 2014-2 Notes 21

Appendix 3 – Class Interest Amount for the Series 2014-3 Notes 24

Appendix 4 – Class Interest Amount for the Series 2018-1 Notes 27

Defined Terms

"Allocation Date" shall mean, with respect to any Transfer Date, the Business Day which is immediately prior to such Transfer Date.

"Officer's Certificate" shall mean, in the case any of the Issuer and the Sponsor and the Indenture Trustee, a certificate signed by an Authorized Officer or the president or chairman (or other equivalent officer) of such Person or acting on behalf of such Person.

"Person" shall mean any individual, corporation, company, partnership, joint venture, trust, estate, unincorporated association, Governmental Authority or other entity of whatever nature.

"Reais Allocation Date" shall mean, with respect of any Reais Transfer Date, the Business Day which is immediately prior to such Reais Transfer Date.

"Reais Transfer Date" shall mean each Business Day of each calendar month following a Business Day when, as of the Balance Transfer Time for the Bond Administrator, there are available funds in the Collections Account for allocation in accordance with the Indenture.

"Transaction Documents" shall mean, collectively, the Indenture, the Series 2014-1 Notes, the Series 2014-2 Notes, the Series 2014-1 Indenture Supplement, the Series 2014-2 Indenture Supplement, the Bill of Sale, the Royalties Rights Agreement, the Servicing Agreement, the Pledge Agreement, the Trust Agreement, the Initial Oil Revenue and Rights Bill of Sale, the Banco do Brasil Oil Revenue and Rights Bill of Sale, the Caixa Oil Revenue and Rights Bill of Sale, the Instruments and any Indenture Supplements with respect to future Series of Instruments, and any purchase agreement related to the Instruments.

"Transfer Amount" shall mean, as of any Transfer Date, any of the Issuer Expenses Transfer Amount, the Taxation Expenses Transfer Amount, the Servicer Fee Transfer Amount, the Reserve LC Expenses Transfer Amount, any Debt Service Reserve Account Transfer Amount, any Series Senior Interest Transfer Amount for any Series of Securities, any Series Senior Scheduled Principal Transfer Amount for any Series of Securities, any Series Senior Excess Scheduled Principal Transfer Amount for any Series of Securities, any Series Senior Accelerated Principal Transfer Amount for any Series of Securities, any Series Senior Excess Accelerated Principal Transfer amount for any Series of Securities, any Series Subordinated Interest Transfer Amount for any Series of Securities, any Series Subordinated Scheduled Principal Transfer Amount for any Series of Securities, and/or any Series Subordinated Accelerated Principal Transfer Amount for any Series of Securities, each as of such Transfer Date.

"Transfer Date" shall mean each Business Day of each calendar month when there are available funds in the Revenue Account for distribution in accordance with the Revenue Account Waterfall.

"Transfer Instructions" shall have the meaning set forth in Section 4.10(b) of the Indenture, as follow *"On any Reais Transfer Date, prior to transferring any amounts, the Bond Administrator shall (i) first calculate the allocation of funds assuming that (A) the full amount of funds available for transfer on such Reais Transfer Date are allocated for transfer in accordance with the Collections Account Waterfall and (B) the full amount of funds available for transfer on such Transfer Date are allocated for transfer on such Transfer Date in accordance with the Revenue Account Waterfall and the Bond Administrator shall reduce such calculations to written transfer instructions for such Reais Transfer Date, the related Transfer Date or a related Payment Date.*"

Section (A) – Collections Revenue and Expense Breakdowns

The tables below show the total Collections and any other amounts received by the Servicer on such Reais Allocation Date, with respect to the Collateral of the transaction.

RJS Oil Revenues and RJS Oil Revenue Rights	Amount
Royalties – up to 5% (Law Nº 7,990 of December 28, 1989)	R$ 0.00
Royalties – more than 5% (Law Nº 9,478 of August 6, 1997)	R$ 0.00
Special Participations (Law Nº 9,478 of August 6, 1997)	R$ 0.00
FEP (Special Petroleum Fund) – Law Nº 7,990 and Law Nº 9,478	R$ 662,898.58
Total amount transfered to RJS Oil Revenues Dedicated Account	**R$ 662,898.58**

Statutory Oil Revenue Allocations by RJS	Amount
PASEP (Program for the Formation of Assets of Public Servants)	(R$ 6,628.98)
FECAM (State Fund for Environmental Conservation and Urban Development) [1]	R$ 0.00
Municipalities within RJS	R$ 0.00
Brazilian Federal Government (Assignment Agreement of October 29, 1999)	R$ 0.00
Conta B (State Decree Nº 43,783 of September 12, 2012)	R$ 0.00
Total RJS Oil Revenue Allocations	**(R$ 6,628.98)**

Assigned Oil Revenues and Assigned Oil Revenue Rights	Amount
RJS Oil Revenues and RJS Oil Revenue Rights	R$ 662,898.58
RJS Oil Revenue Allocations	(R$ 6,628.98)
Net amount transferred to Collections Account	**R$ 656,269.60**

1) According to the Amendment to the State of Rio de Janeiro Constitution Nº 70 of December 12, 2017 and the State Law Nº 178 of December 20, 2017 (the "FECAM Subordination Legislation"), amounts related to FECAM Allocation are not deducted from Royalties and Special Participations, but instead are allocated according to priority fifteenth of the Revenue Account Waterfall (Section 4.3.(o) of the Indenture).

Section (B) – Detailed Collections Account Waterfall

Collections Account Waterfall		Amount
Priority	**Description**	
First	Taxation Expenses Transfer Amount	(R$ 98,881.28)
Second	(i) Servicer Fee Transfer Amount	R$ 0.00
	(ii) Bond Administrator Fees Transfer Amount	R$ 0.00
	(iii) Brazilian Collateral Agent Fees Transfer Amount	R$ 0.00
	(iv) Excess Companhia Securitizadora Expenses Transfer Amount	(R$ 30,966.80)
Third	(i) to the Revenue Account	(R$ 518,201.83)
	(ii) (A) to the Series 2014-2 Special Series Account	(R$ 8,219.70)
	(ii) (B) to the Series 2014-2 Special Debt Service Reserve Account	R$ 0.00
	(ii) (C) to the Special Interest Liquidity Reserve Account	R$ 0.00
	(ii) (D) to the Special Interest Trigger Event Reserve Account	R$ 0.00
	(iii) to the holder of the Sponsor Note and/or RJS	R$ 0.00
Fourth	(i) (A), (B), (C) and (D)	R$ 0.00
	(ii) to the holder of the Sponsor Note and to RJS	R$ 0.00
Total Debt		**(R$ 656,269.60)**

Section (C) – Detailed Revenue Account Waterfall

Revenue Account Waterfall		Amount
Priority	**Description**	
First	Issuer Expenses Transfer Amount	US$ 0.00
Second	To the Series 2014-1 Senior Interest Subaccount	(US$ 16,170.36)
	To the Series 2014-2 Senior Interest Subaccount	(US$ 2,324.58)
	To the Series 2014-3 Senior Interest Subaccount	(US$ 10,494.70)
	To the Series 2018-1 Senior Interest Subaccount	(US$ 119,885.23)
Third	To the Series 2014-1 Senior Scheduled Principal Subaccount	US$ 0.00
	To the Series 2014-2 Senior Scheduled Principal Subaccount	US$ 0.00
	To the Series 2014-3 Senior Scheduled Principal Subaccount	US$ 0.00
	To the Series 2018-1 Senior Scheduled Principal Subaccount	US$ 0.00
Fourth	To the Series 2014-1 Debt Service Reserve Account	US$ 0.00
	To the Series 2014-2 Debt Service Reserve Account	US$ 0.00
	To the Series 2014-3 Debt Service Reserve Account	US$ 0.00
	To the Series 2018-1 Debt Service Reserve Account	US$ 0.00
Fifth	(i) To the Liquidity Reserve Account	US$ 0.00
	(ii) To the Special Interest Liquidity Reserve Account	US$ 0.00
Sixth	To the Series 2014-1 Senior Accelerated Principal Subaccount	US$ 0.00
	To the Series 2014-2 Senior Accelerated Principal Subaccount	US$ 0.00
	To the Series 2014-3 Senior Accelerated Principal Subaccount	US$ 0.00
	To the Series 2018-1 Senior Accelerated Principal Subaccount	US$ 0.00
Seventh	To the Series 2014-1 Senior Excess Interest Subaccount	US$ 0.00
	To the Series 2014-2 Senior Excess Interest Subaccount	US$ 0.00
	To the Series 2014-3 Senior Excess Interest Subaccount	US$ 0.00
	To the Series 2018-1 Senior Excess Interest Subaccount	US$ 0.00
Eighth	To the Series 2014-1 Senior Excess Scheduled Principal Subaccount	US$ 0.00
	To the Series 2014-2 Senior Excess Scheduled Principal Subaccount	US$ 0.00
	To the Series 2014-3 Senior Excess Scheduled Principal Subaccount	US$ 0.00
	To the Series 2018-1 Senior Excess Scheduled Principal Subaccount	US$ 0.00
Ninth	To the Series 2014-1 Senior Excess Accelerated Principal Subaccount	US$ 0.00
	To the Series 2014-2 Senior Excess Accelerated Principal Subaccount	US$ 0.00
	To the Series 2014-3 Senior Excess Accelerated Principal Subaccount	US$ 0.00
	To the Series 2018-1 Senior Excess Accelerated Principal Subaccount	US$ 0.00
Tenth	(i) to the Trigger Event Reserve Account	US$ 0.00
	(ii) to the Special Interest Trigger Event Reserve Account	US$ 0.00
Eleventh	Not applicable	US$ 0.00
Twelfth	Not applicable	US$ 0.00
Thirteenth	Not applicable	US$ 0.00
Fourteenth	To the Reserve LC Expenses Subaccount	US$ 0.00
Fifteenth	To the holder of the Sponsor Note and to RJS	US$ 0.00
Total Debt		**(US$ 148,874.87)**

Section (D) – Transfer Amounts Details and Supporting Calculations

(i) Excess Companhia Securitizadora Expenses Transfer Amount

Service Provider	Martins Antunes & Vilela
Description	Legal services related to Companhia Securitizadora's General Meeting, which approved the hiring of Audipec as Rio Petróleo`s auditor.
Expense	Legal Fee
Source	Invoice no. 0052/18
Total Amount Due	**R$ 9,640.00**

Service Provider	BDO RCS Controladoria e Contabilidade Ltda.
Description	Services related to management and accounting processes of Companhia Securitizadora
Expense	Companhia Securitizadora Controller Fee
Source	*Invoices 136 and 154*
Total Amount Due	**R$ 19,591.84**

Supporting Calculations:
Invoice No. 136 – R$ 9,795.92 (March 18)
Invoice No. 154 – R$ 9,795.92 (April 18)

Service Provider	Certisign Certificadora Digital
Description	Renewal of Companhia Securitizadora`s Digital Certificate.
Expense	Renewal Fee
Source	*Invoice 13528252*
Total Amount Due	**R$ 295.00**

Description	Taxation on Companhia Securitizadora's Revenue
Expense	PIS/COFINS
Source	*Campos Mello Legal Opinion*
Total Amount Due	**R$ 1,439.96**

Supporting Calculations:

1) PIS/COFINS

$$PIS\ /\ COFINS = \left[\frac{Expenses}{(1 - 0{,}0465)}\right] - Expenses$$

$$PIS — COFINS = \left[\frac{R\$\ 29{,}526.84}{(1 - 0{,}0465)}\right] - R\$\ 29526.84 = \boldsymbol{R\$\ 1{,}439.96}$$

Total Excess Companhia Securitizadora Expenses

$$R\$\ 9{,}640.00 + R\$\ 19{,}591.84 + R\$\ 295.00 + R\$\ 1{,}439.96 = \boldsymbol{R\$\ 30{,}966.80}$$

Section (D) – Transfer Amounts Details and Supporting Calculations (cont.)

(ii) Series 2014-1 Senior Interest Transfer Amount

$$Series\ 2014-1\ Senior\ Interest\ Transfer\ Amount = (a) - (b)$$

$$Series\ 2014-1\ Senior\ Interest\ Required\ Amount = (c)\ x\ \left\{\left[\sum(d)\right] + \left[\sum(e)\right]\right\}$$

$$Class\ Interest\ Amount\ for\ the\ Series\ 2014-1\ Notes = (f) + (g) + (h)$$

$$Current\ Interest\ Due\ for\ the\ Series\ 2014-1\ Notes = \sum\left[(i)\ x\ \frac{1}{(j)}\ x\ (k)\ x\ (l)\right]$$

(a) Series 2014-1 Senior Interest Required Amount
(b) Series 2014-1 Senior Interest Subaccount Balance = US$ 31,510,764.51
(c) Series 2014-1 Senior Fraction = 1
(d) Class Interest Amount for the Series 2014-1 Notes
(e) Pending Additional Amounts Payment Amount for the Series 2014-1 Notes
(f) Current Interest Due for the Series 2014-1 Notes
(g) Overdue Interest for the Series 2014-1 Notes
(h) Capitalized Interest for the Series 2014-1 Notes
(i) Class Interest Rate for the Series 2014-1 Notes = 6.25%
(j) Class Interest Denominator for the Series 2014-1 Notes = 360
(k) Class Daycount Model for the Series 2014-1 Notes = One
(l) Class Principal Balance for the Series 2014-1 Notes = US$ 1,362,627,654.70
(m) Class Interest Overdue Incremental Rate for the Series 2014-1 Notes = 3.00%

<u>Supporting Calculations</u>:

1) Current Interest Due and Capitalized Interest for the Series 2014-1 Notes

Please, see Appendix 1

2) Class Interest Amount for the Series 2014-1 Notes

$$Class\ Interest\ Amount = US\$\ 21{,}291{,}057.10 + US\$\ 0.00 + US\$\ 10{,}219{,}707.41 = \boldsymbol{US\$\ 31{,}510{,}764.51}$$

3) Series 2014-1 Senior Interest Required Amount

$$Series\ 2014-1\ Senior\ Interest\ Required\ Amount = 1\ x\ \{[US\$\ 31{,}510{,}764.51] + [US\$\ 0.00]\}$$

$$Series\ 2014-1\ Senior\ Interest\ Required\ Amount = \boldsymbol{US\$\ 31{,}510{,}764.51}$$

4) Series 2014-1 Senior Interest Transfer Amount *(not pro rata)*

$$Series\ 2014-1\ Senior\ Interest\ Transfer\ Amount = US\$\ 31{,}510{,}764.51 - US\$\ 30{,}091{,}356.23$$

$$Series\ 2014-1\ Senior\ Interest\ Transfer\ Amount = \boldsymbol{US\$\ 1{,}419{,}408.28}$$

Pro rata calculation:

$$\frac{(a-b)}{[(a-b) + All\ Other\ Series\ Debt\ Service\ Reserve\ Account\ Transfer\ Amount]} = \frac{US\$\ 1{,}419{,}408.28}{US\$\ 13{,}067{,}997.41} = 10.861712287\%$$

Section (D) – Transfer Amounts Details and Supporting Calculations (cont.)

(iii) Series 2014-2 Senior Interest Transfer Amount

$$Series\ 2014-2\ Senior\ Interest\ Transfer\ Amount = (a)-(b)$$

$$Series\ 2014-2\ Senior\ Interest\ Required\ Amount = (c)\ x\ \left\{\left[\sum(d)\right]+\left[\sum(e)\right]\right\}$$

$$Class\ Interest\ Amount\ for\ the\ Series\ 2014-2\ Notes = (f)+(g)+(h)$$

$$Current\ Interest\ Due\ for\ the\ Series\ 2014-2\ Notes = (i)\ x\ \left\{\left[(1+(j))^{\frac{(k)}{(l)}}\right]-1\right\}$$

$$Penalty\ Interest\ for\ the\ Series\ 2014-2\ Notes = (m)+(n)$$

$$Current\ Penalty\ Interest\ for\ the\ Series\ 2014-2\ Notes = \sum\left\{(o)\ x\ \left(\frac{1}{(l)}\right)\ x\ (k)\ x[(i)+(g)+(n)+(p)]\right\}$$

(a) Series 2014-2 Senior Interest Required Amount
(b) Series 2014-2 Senior Interest Subaccount Balance = R$ 22,938,042.62
(c) Series 2014-2 Senior Fraction = 1
(d) Class Interest Amount for the Series 2014-2 Notes
(e) Pending Additional Amounts Payment Amount for the Series 2014-2 Notes
(f) Current Interest Due for the Series 2014-2 Notes
(g) Overdue Interest for the Series 2014-2 Notes
(h) Penalty Interest for the Series 2014-2 Notes
(i) Class Principal Balance for the Series 2014-2 Notes = R$ 524,041,293.52
(j) Class Interest Rate for the Series 2014-2 Notes = 16.25%
(k) Class Daycount Model for the Series 2014-2 Notes = Two
(l) Class Interest Denominator for the Series 2014-2 Notes = 252
(m) Current Penalty Interest for the Series 2014-2 Notes
(n) Overdue Penalty Interest for the Series 2014-2 Notes
(o) Class Penalty Rate for the Series 2014-2 Notes = 3.00%
(p) Overdue Current Penalty Interest for the Series 2014-2 Notes

<u>Supporting Calculations</u>:

1) Current Interest Due and Capitalized Interest for the Series 2014-2 Notes

Please, see Appendix 2

2) Class Interest Amount for the Series 2014-2 Notes

$$Class\ Interest\ Amount = R\$\ 19{,}777{,}553.13 + R\$\ 0.00 + R\$\ 3{,}882{,}001.58 = \boldsymbol{R\$\ 23{,}659{,}554.71}$$

3) Series 2014-2 Senior Interest Required Amount

$$Series\ 2014-2\ Senior\ Interest\ Required\ Amount = 1\ x\ \{[R\$\ 23{,}659{,}554.71]+[R\$\ 0.00]\}$$

$$Series\ 2014-2\ Senior\ Interest\ Required\ Amount = \boldsymbol{R\$\ 23{,}659{,}554.71}$$

4) Series 2014-2 Senior Interest Transfer Amount *(not pro rata)*

$$Series\ 2014-2\ Senior\ Interest\ Transfer\ Amount = R\$\ 23{,}659{,}554.71 - R\$\ 22{,}938{,}042.62$$

$$Series\ 2014-2\ Senior\ Interest\ Transfer\ Amount = \boldsymbol{R\$\ 721{,}512.09}$$

Pro rata calculation:

$$\frac{(a-b)}{[(a-b)+All\ Other\ Series\ Debt\ Service\ Reserve\ Account\ Required\ Amount]} = \frac{US\$\ 204{,}047.54}{US\$\ 13{,}067{,}997.41} = 1.561429272\%$$

Section (D) – Transfer Amounts Details and Supporting Calculations (cont.)

(iv) Series 2014-3 Senior Interest Transfer Amount

$$Series\ 2014-3\ Senior\ Interest\ Transfer\ Amount = (a) - (b)$$

$$Series\ 2014-3\ Senior\ Interest\ Required\ Amount = (c)\ x\ \left\{\left[\sum(d)\right] + \left[\sum(e)\right]\right\}$$

$$Class\ Interest\ Amount\ for\ the\ Series\ 2014-3\ Notes = (f) + (g) + (h)$$

$$Current\ Interest\ Due\ for\ the\ Series\ 2014-3\ Notes = \sum\left[(i)\ x\ \frac{1}{(j)}\ x\ (k)\ x\ (l)\right]$$

(a) Series 2014-3 Senior Interest Required Amount
(b) Series 2014-3 Senior Interest Subaccount Balance = US$ 19,529,550.90
(c) Series 2014-3 Senior Fraction = 1
(d) Class Interest Amount for the Series 2014-3 Notes
(e) Pending Additional Amounts Payment Amount for the Series 2014-3 Notes
(f) Current Interest Due for the Series 2014-3 Notes
(g) Overdue Interest for the Series 2014-3 Notes
(h) Capitalized Interest for the Series 2014-3 Notes
(i) Class Interest Rate for the Series 2014-3 Notes = 6.75%
(j) Class Interest Denominator for the Series 2014-3 Notes = 360
(k) Class Daycount Model for the Series 2014-3 Notes = One
(l) Class Principal Balance for the Series 2014-3 Notes = US$ 839,005,503.99
(m) Class Interest Overdue Incremental Rate for the Series 2014-3 = 3.00%

<u>Supporting Calculations</u>:

1) Current Interest Due and Capitalized Interest for the Series 2014-3 Notes

Please, see Appendix 3

2) Class Interest Amount for the Series 2014-3 Notes

$$Class\ Interest\ Amount = US\$\ 14{,}158{,}217.88 + US\$\ 0.00 + US\$\ 6{,}292{,}541.28 = \boldsymbol{US\$\ 20{,}450{,}759.16}$$

3) Series 2014-3 Senior Interest Required Amount

$$Series\ 2014-3\ Senior\ Interest\ Required\ Amount = 1\ x\ \{[US\$\ 20{,}450{,}759.16] + [US\$\ 0.00]\}$$

$$Series\ 2014-3\ Senior\ Interest\ Required\ Amount = \boldsymbol{US\$\ 20{,}450{,}759.16}$$

4) Series 2014-3 Senior Interest Transfer Amount *(not pro rata)*

$$Series\ 2014-3\ Senior\ Interest\ Transfer\ Amount = US\$\ 20{,}450{,}759.16 - US\$\ 19{,}529{,}550.90$$

$$Series\ 2014-3\ Senior\ Interest\ Transfer\ Amount = \boldsymbol{US\$\ 921{,}208.26}$$

Pro rata calculation:

$$\frac{(a-b)}{[(a-b) + All\ Other\ Series\ Debt\ Service\ Reserve\ Account\ Required\ Amount]} = \frac{US\$\ 921{,}208.26}{US\$\ 13{,}067{,}997.41} = 7.049345292\%$$

(iv) Series 2018-1 Senior Interest Transfer Amount

$$Series\ 2018-1\ Senior\ Interest\ Transfer\ Amount = (a)-(b)$$

$$Series\ 2018-1\ Senior\ Interest\ Required\ Amount = (c)\ x\ \left\{\left[\sum(d)\right]+\left[\sum(e)\right]\right\}$$

$$Class\ Interest\ Amount\ for\ the\ Series\ 2018-1\ Notes = (f)+(g)+(h)$$

$$Current\ Interest\ Due\ for\ the\ Series\ 2018-1\ Notes = \sum\left[(i)\ x\ \frac{1}{(j)}\ x\ (k)\ x\ (l)\right]$$

(a) Series 2018-1 Senior Interest Required Amount
(b) Series 2018-1 Senior Interest Subaccount Balance = US$ 0.00
(c) Series 2018-1 Senior Fraction = 1
(d) Class Interest Amount for the Series 2018-1 Notes
(e) Pending Additional Amounts Payment Amount for the Series 2018-1 Notes
(f) Current Interest Due for the Series 2018-1 Notes
(g) Overdue Interest for the Series 2018-1 Notes
(h) Capitalized Interest for the Series 2018-1 Notes
(i) Class Interest Rate for the Series 2018-1 Notes = 8.2%
(j) Class Interest Denominator for the Series 2018-1 Notes = 360
(k) Class Daycount Model for the Series 2018-1 Notes = One
(l) Class Principal Balance for the Series 2018-1 Notes = US$ 600,000,000.00
(m) Class Interest Overdue Incremental Rate for the Series 2018-1

<u>Supporting Calculations</u>:

1) Current Interest Due and Capitalized Interest for the Series 2018-1 Notes

Please, see Appendix 4

2) Class Interest Amount for the Series 2018-1 Notes

$$Class\ Interest\ Amount = US\$\ 10{,}523{,}333.33 + US\$\ 0.00 + US\$\ 0.00 = \boldsymbol{US\$\ 10{,}523{,}333.33}$$

3) Series 2014-3 Senior Interest Required Amount

$$Series\ 2014-3\ Senior\ Interest\ Required\ Amount = 1\ x\ \{[US\$\ 10{,}523{,}333.33]+[US\$\ 0.00]\}$$

$$Series\ 2014-3\ Senior\ Interest\ Required\ Amount = \boldsymbol{US\$\ 10{,}523{,}333.33}$$

4) Series 2014-3 Senior Interest Transfer Amount *(not pro rata)*

$$Series\ 2014-3\ Senior\ Interest\ Transfer\ Amount = US\$\ 10{,}523{,}333.33 - US\$\ ,.00$$

$$Series\ 2014-3\ Senior\ Interest\ Transfer\ Amount = \boldsymbol{US\$\ 10{,}523{,}333.33}$$

Pro rata calculation:

$$\frac{(a-b)}{[(a-b)+All\ Other\ Series\ Debt\ Service\ Reserve\ Account\ Required\ Amount]} = \frac{US\$\ 10{,}523{,}333.33}{US\$\ 13{,}067{,}997.41} = 80.527513149\%$$

Section (D) – Transfer Amounts Details and Supporting Calculations (cont.)

Total Series Senior Interest Transfer Amount

Transaction Accounts Waterfall	Amount
Net Amount transferred to Collections Account	R$ 656,269.60
Taxation Expenses Transfer Amount	(R$ 98,881.28)
Excess Companhia Securitizadora Expenses Transfer Amount	(R$ 30,966.80)
Remaining Amounts	**R$ 526,421.53**

(1) For the Series 2014-1 Senior Interest Transfer Amount

$$Remaining\ Amounts\ x\ Series\ 2014-1\ Pro\ rata\ calculation$$

$$R\$\ 526{,}521.53\ x\ 10.861712287\% = \boldsymbol{R\$\ 57{,}178.39\ (US\$\ 16{,}170.36)}$$

(2) For the Series 2014-2 Senior Interest Transfer Amount

$$Remaining\ Amounts\ x\ Series\ 2014-2\ Pro\ rata\ calculation$$

$$R\$\ 526{,}521.53\ x\ 1.561429272\% = \boldsymbol{R\$\ 8{,}219.70\ (US\$\ 2{,}324.58)}$$

(3) For the Series 2014-3 Senior Interest Transfer Amount

$$Remaining\ Amounts\ x\ Series\ 2014-3\ Pro\ rata\ calculation$$

$$R\$\ 526{,}521.53\ x\ 7.049345292\% = \boldsymbol{R\$\ 37{,}109.27\ (US\$\ 10{,}494.70)}$$

(4) For the Series 2018-1 Senior Interest Transfer Amount

$$Remaining\ Amounts\ x\ Series\ 2018-1\ Pro\ rata\ calculation$$

$$R\$\ 526{,}521.53\ x\ 80.527513149\% = \boldsymbol{R\$\ 423{,}914.16\ (US\$\ 119{,}885.23)}$$

Section (D) – Transfer Amounts Details and Supporting Calculations (cont.)

(v) Taxation Expenses Transfer Amount

1) All funds transferred from Brazil to the Issuer abroad and/or from the Issuer abroad to Brazil are subject to IOF (*Imposto sobre Operações de Crédito, Câmbio e Seguros ou relativos a Títulos ou Valores Mobiliário*) at the rate of 0.38%;

2) All funds transferred from Brazil to the Issuer abroad are subject to IRRF (*Imposto de Renda Retido na Fonte*) at the rate of 15.00%, for the amounts other than related to a portion of Principal Payments that does not represent capital gain as a consequence of exchange rate movement, to fund the Debt Service Reserve Account, to fund the Liquidity Reserve Account and to fund the Trigger Event Reserve Account;

3) All funds drawn from the Debt Service Reserve Account, from the Liquidity Reserve Account and from the Trigger Event Reserve Account outside Brazil to be used for Interest Payment and for the portion of Principal Payment that represents capital gain as a consequence of exchange rate movement are subject to IRRF (*Imposto de Renda Retido na Fonte*) at the rate of 15,00%.

<u>Supporting Calculations</u>:

1) IOF

$$IOF = Amount\ Wired\ Offshore\ x\ 0.38\%$$

$$IOF = US\$\ 146{,}550.29\ x\ 0.38\% = \boldsymbol{US\$\ 556.89}\ (\boldsymbol{R\$\ 518{,}201.83})$$

2) IRRF

i. Over the funds transferred to the Issuer outside Brazil

(a) Deductions

$$Deductions = Portion\ of\ Principal\ Payments + Debt\ Service\ Reserve\ Account + Liquidity\ Reserve\ Account + Trigger\ Event\ Reserve\ Account + IOF\ paid$$

$$Deductions = US\$\ 0.00 + US\$\ 0.00 + US\$\ 0.00 + US\$\ 0.00\ = \boldsymbol{US\$\ 0.00}$$

(b) Amount subject to Tax

$$Amount\ subject\ to\ Tax = Amount\ Wired\ Offshore - Deductions$$

$$Amount\ subject\ to\ Tax = US\$\ 146{,}550.29 - US\$\ 0.00 = \boldsymbol{US\$\ 146{,}550.29}$$

(c) IRRF

$$IRRF = \left[\frac{(a)}{(1 - 0.15)}\right] - (a)$$

$$IRRF = \left[\frac{US\$\ 146{,}550.29}{(0.85)}\right] - US\$\ 146{,}550.29 = \boldsymbol{US\$\ 25{,}861.82}\ (\boldsymbol{R\$\ 91{,}447.38})$$

Section (D) – Transfer Amounts Details and Supporting Calculations (cont.)

(vi) Taxation Expenses Transfer Amount (cont.)

2) IRRF

ii. Companhia Securitizadora Expenses not transferred to the Issuer outside Brazil

$$IRRF = \left[\frac{(Expenses\ Amount)}{(1 - 0.15)}\right] - (Expenses\ Amount)$$

$$IRRF = \left[\frac{R\$\ 30{,}966.80}{(0.85)}\right] - R\$\ 30{,}966.80 = \boldsymbol{R\$\ 5{,}464.73\ (US\$\ 1{,}545.45)}$$

Total Taxation Expenses

$$US\$\ 556.89 + US\$\ 25{,}861.82 + US\$\ 1{,}545.45 = \boldsymbol{US\$\ 27{,}964.16\ (R\$\ 98{,}881.28)}$$

Section (E) – Transaction Accounts Balance

Collections Account		Amount
Date	Description	
04/19/18	Balance	R$ 0.00
05/03/18	Assigned Oil Revenues and Assigned Oil Revenue Rights	R$ 656,269.60
05/03/18	Taxation Expenses Transfer Amount	(R$ 98,881.28)
05/03/18	Excess Companhia Securitizadora Expenses Transfer Amount	(R$ 30,966.80)
05/03/18	To the Series 2014-1 Senior Interest Subaccount	(R$ 57,178.39)
05/03/18	To the Series 2014-2 Senior Interest Subaccount	(R$ 8,219.70)
05/03/18	To the Series 2014-3 Senior Interest Subaccount	(R$ 37,109.27)
05/03/18	To the Series 2018-1 Senior Interest Subaccount	(R$ 423,914.16)
Final Balance as of the close of business of May 03, 2018		**R$ 0.00**

Series 2014-2 Special Series Account		Amount
Date	Description	
04/19/18	Balance	R$ 22,593,805.65
05/03/18	Eligible Investments	R$ 344,236.97
05/03/18	Series 2014-2 Senior Interest Subaccount	R$ 8,219.70
Final Balance as of the close of business of May 03, 2018		**R$ 22,946,262.32**

Series 2014-2 Special Debt Service Reserve Account		Amount
Date	Description	
04/19/18	Balance	R$ 170,197,994.00
Final Balance as of the close of business of May 03, 2018		**R$ 170,197,994.00**

Special Interest Liquidity Reserve Account		Amount
Date	Description	
04/19/18	Balance	R$ 0.00
Final Balance as of the close of business of May 03, 2018		**R$ 0.00**

Special Interest Trigger Event Reserve Account		Amount
Date	Description	
04/19/18	Balance	R$ 0.00
Final Balance as of the close of business of May 03, 2018		**R$ 0.00**

Section (F) – Other Information

Events	Y / N
Has any Event of Default occurred or continued as of the close of business for the Indenture Trustee on the related Allocation Date?	No
Has any Trigger Event occurred or continued as of the close of business for the Indenture Trustee on the related Allocation Date?	No
Has any Bond Administrator Replacement Event occurred or continued as of the close of business for the Indenture Trustee on the related Allocation Date?	No
Has any Servicer Replacement Event occurred or continued as of the close of business for the Indenture Trustee on the related Allocation Date?	No
Has any Event of Default been declared as of the close of business for the Indenture Trustee on the related Allocation Date?	No
Has any Early Amortization Period been declared as of the close of business for the Indenture Trustee on the related Allocation Date?	No
Has there been the occurrence of conditions which give rise to any Sponsor Refund Obligations or any RJS Damages as of the close of business for the Indenture Trustee on the related Allocation Date?	No

Section (G) – Transfer Instructions

Transaction: Funds to the Senior Interest Subaccount			Amount
Type	Account	Name	
Debt	11249600	Revenue Account	(US$ 146,550.29)
Credit	11250200	Series 2014-1 Series Account	US$ 16,170.36
Credit	11348400	Series 2014-3 Series Account	US$ 10,494.70
Credit	12025400	Series 2018-1 Series Account	US$ 119,885.23

Appendix 1

Class Interest Amount for the Series 2014-1 Notes

Date	Class Interest			Daycount	Class Principal Balance	Current Interest Due	Overdue Interest	Current Capitalized Interest	Overdue Capitalized Interest	Capitalized Interest	Class Interest Amount
	Rate	Overdue Incremental Rate	Denominator								
	6.25%	3.00%	360		EoD		EoD		EoD		
04/06/18	0.0625	0.0300	0.002778	1	1,362,627,654.70	236,567.30	0.00	113,552.30	0.00	113,552.30	350.119,61
04/07/18	0.0625	0.0300	0.002778	1	1,362,627,654.70	236,567.30	0.00	113,552.30	0.00	113,552.30	700.239,21
04/08/18	0.0625	0.0300	0.002778	1	1,362,627,654.70	236,567.30	0.00	113,552.30	0.00	113,552.30	1.050.358,82
04/09/18	0.0625	0.0300	0.002778	1	1,362,627,654.70	236,567.30	0.00	113,552.30	0.00	113,552.30	1.400.478,42
04/10/18	0.0625	0.0300	0.002778	1	1,362,627,654.70	236,567.30	0.00	113,552.30	0.00	113,552.30	1.750.598,03
04/11/18	0.0625	0.0300	0.002778	1	1,362,627,654.70	236,567.30	0.00	113,552.30	0.00	113,552.30	2.100.717,63
04/12/18	0.0625	0.0300	0.002778	1	1,362,627,654.70	236,567.30	0.00	113,552.30	0.00	113,552.30	2.450.837,24
04/13/18	0.0625	0.0300	0.002778	1	1,362,627,654.70	236,567.30	0.00	113,552.30	0.00	113,552.30	2.800.956,85
04/14/18	0.0625	0.0300	0.002778	1	1,362,627,654.70	236,567.30	0.00	113,552.30	0.00	113,552.30	3.151.076,45
04/15/18	0.0625	0.0300	0.002778	1	1,362,627,654.70	236,567.30	0.00	113,552.30	0.00	113,552.30	3.501.196,06
04/16/18	0.0625	0.0300	0.002778	1	1,362,627,654.70	236,567.30	0.00	113,552.30	0.00	113,552.30	3.851.315,66
04/17/18	0.0625	0.0300	0.002778	1	1,362,627,654.70	236,567.30	0.00	113,552.30	0.00	113,552.30	4.201.435,27
04/18/18	0.0625	0.0300	0.002778	1	1,362,627,654.70	236,567.30	0.00	113,552.30	0.00	113,552.30	4.551.554,87
04/19/18	0.0625	0.0300	0.002778	1	1,362,627,654.70	236,567.30	0.00	113,552.30	0.00	113,552.30	4.901.674,48
04/20/18	0.0625	0.0300	0.002778	1	1,362,627,654.70	236,567.30	0.00	113,552.30	0.00	113,552.30	5.251.794,09
04/21/18	0.0625	0.0300	0.002778	1	1,362,627,654.70	236,567.30	0.00	113,552.30	0.00	113,552.30	5.601.913,69
04/22/18	0.0625	0.0300	0.002778	1	1,362,627,654.70	236,567.30	0.00	113,552.30	0.00	113,552.30	5.952.033,30
04/23/18	0.0625	0.0300	0.002778	1	1,362,627,654.70	236,567.30	0.00	113,552.30	0.00	113,552.30	6.302.152,90
04/24/18	0.0625	0.0300	0.002778	1	1,362,627,654.70	236,567.30	0.00	113,552.30	0.00	113,552.30	6.652.272,51
04/25/18	0.0625	0.0300	0.002778	1	1,362,627,654.70	236,567.30	0.00	113,552.30	0.00	113,552.30	7.002.392,11
04/26/18	0.0625	0.0300	0.002778	1	1,362,627,654.70	236,567.30	0.00	113,552.30	0.00	113,552.30	7.352.511,72
04/27/18	0.0625	0.0300	0.002778	1	1,362,627,654.70	236,567.30	0.00	113,552.30	0.00	113,552.30	7.702.631,33
04/28/18	0.0625	0.0300	0.002778	1	1,362,627,654.70	236,567.30	0.00	113,552.30	0.00	113,552.30	8.052.750,93
04/29/18	0.0625	0.0300	0.002778	1	1,362,627,654.70	236,567.30	0.00	113,552.30	0.00	113,552.30	8.402.870,54
04/30/18	0.0625	0.0300	0.002778	1	1,362,627,654.70	236,567.30	0.00	113,552.30	0.00	113,552.30	8.752.990,14
05/01/18	0.0625	0.0300	0.002778	1	1,362,627,654.70	236,567.30	0.00	113,552.30	0.00	113,552.30	9.103.109,75
05/02/18	0.0625	0.0300	0.002778	1	1,362,627,654.70	236,567.30	0.00	113,552.30	0.00	113,552.30	9.453.229,35
05/03/18	0.0625	0.0300	0.002778	1	1,362,627,654.70	236,567.30	0.00	113,552.30	0.00	113,552.30	9.803.348,96
05/04/18	0.0625	0.0300	0.002778	1	1,362,627,654.70	236,567.30	0.00	113,552.30	0.00	113,552.30	10.153.468,57
05/05/18	0.0625	0.0300	0.002778	1	1,362,627,654.70	236,567.30	0.00	113,552.30	0.00	113,552.30	10.503.588,17
05/06/18	0.0625	0.0300	0.002778	1	1,362,627,654.70	236,567.30	0.00	113,552.30	0.00	113,552.30	10.853.707,78

Appendix 1 (cont.)

Class Interest Amount for the Series 2014-1 Notes (cont.)

Date	Class Interest			Daycount	Class Principal Balance	Current Interest Due	Overdue Interest	Current Capitalized Interest	Overdue Capitalized Interest	Capitalized Interest	Class Interest Amount
	Rate	Overdue Incremental Rate	Denominator								
	6.25%	3.00%	360		EoD		EoD		EoD		
05/07/18	0.0625	0.0300	0.002778	1	1,362,627,654.70	236,567.30	0.00	113,552.30	0.00	113,552.30	11.203.827,38
05/08/18	0.0625	0.0300	0.002778	1	1,362,627,654.70	236,567.30	0.00	113,552.30	0.00	113,552.30	11.553.946,99
05/09/18	0.0625	0.0300	0.002778	1	1,362,627,654.70	236,567.30	0.00	113,552.30	0.00	113,552.30	11.904.066,59
05/10/18	0.0625	0.0300	0.002778	1	1,362,627,654.70	236,567.30	0.00	113,552.30	0.00	113,552.30	12.254.186,20
05/11/18	0.0625	0.0300	0.002778	1	1,362,627,654.70	236,567.30	0.00	113,552.30	0.00	113,552.30	12.604.305,81
05/12/18	0.0625	0.0300	0.002778	1	1,362,627,654.70	236,567.30	0.00	113,552.30	0.00	113,552.30	12.954.425,41
05/13/18	0.0625	0.0300	0.002778	1	1,362,627,654.70	236,567.30	0.00	113,552.30	0.00	113,552.30	13.304.545,02
05/14/18	0.0625	0.0300	0.002778	1	1,362,627,654.70	236,567.30	0.00	113,552.30	0.00	113,552.30	13.654.664,62
05/15/18	0.0625	0.0300	0.002778	1	1,362,627,654.70	236,567.30	0.00	113,552.30	0.00	113,552.30	14.004.784,23
05/16/18	0.0625	0.0300	0.002778	1	1,362,627,654.70	236,567.30	0.00	113,552.30	0.00	113,552.30	14.354.903,83
05/17/18	0.0625	0.0300	0.002778	1	1,362,627,654.70	236,567.30	0.00	113,552.30	0.00	113,552.30	14.705.023,44
05/18/18	0.0625	0.0300	0.002778	1	1,362,627,654.70	236,567.30	0.00	113,552.30	0.00	113,552.30	15.055.143,05
05/19/18	0.0625	0.0300	0.002778	1	1,362,627,654.70	236,567.30	0.00	113,552.30	0.00	113,552.30	15.405.262,65
05/20/18	0.0625	0.0300	0.002778	1	1,362,627,654.70	236,567.30	0.00	113,552.30	0.00	113,552.30	15.755.382,26
05/21/18	0.0625	0.0300	0.002778	1	1,362,627,654.70	236,567.30	0.00	113,552.30	0.00	113,552.30	16.105.501,86
05/22/18	0.0625	0.0300	0.002778	1	1,362,627,654.70	236,567.30	0.00	113,552.30	0.00	113,552.30	16.455.621,47
05/23/18	0.0625	0.0300	0.002778	1	1,362,627,654.70	236,567.30	0.00	113,552.30	0.00	113,552.30	16.805.741,07
05/24/18	0.0625	0.0300	0.002778	1	1,362,627,654.70	236,567.30	0.00	113,552.30	0.00	113,552.30	17.155.860,68
05/25/18	0.0625	0.0300	0.002778	1	1,362,627,654.70	236,567.30	0.00	113,552.30	0.00	113,552.30	17.505.980,29
05/26/18	0.0625	0.0300	0.002778	1	1,362,627,654.70	236,567.30	0.00	113,552.30	0.00	113,552.30	17.856.099,89
05/27/18	0.0625	0.0300	0.002778	1	1,362,627,654.70	236,567.30	0.00	113,552.30	0.00	113,552.30	18.206.219,50
05/28/18	0.0625	0.0300	0.002778	1	1,362,627,654.70	236,567.30	0.00	113,552.30	0.00	113,552.30	18.556.339,10
05/29/18	0.0625	0.0300	0.002778	1	1,362,627,654.70	236,567.30	0.00	113,552.30	0.00	113,552.30	18.906.458,71
05/30/18	0.0625	0.0300	0.002778	0	1,362,627,654.70	0.00	0.00	0.00	0.00	0.00	18.906.458,71
05/31/18	0.0625	0.0300	0.002778	1	1,362,627,654.70	236,567.30	0.00	113,552.30	0.00	113,552.30	19.256.578,31
06/01/18	0.0625	0.0300	0.002778	1	1,362,627,654.70	236,567.30	0.00	113,552.30	0.00	113,552.30	19.606.697,92
06/02/18	0.0625	0.0300	0.002778	1	1,362,627,654.70	236,567.30	0.00	113,552.30	0.00	113,552.30	19.956.817,53
06/03/18	0.0625	0.0300	0.002778	1	1,362,627,654.70	236,567.30	0.00	113,552.30	0.00	113,552.30	20.306.937,13
06/04/18	0.0625	0.0300	0.002778	1	1,362,627,654.70	236,567.30	0.00	113,552.30	0.00	113,552.30	20.657.056,74
06/05/18	0.0625	0.0300	0.002778	1	1,362,627,654.70	236,567.30	0.00	113,552.30	0.00	113,552.30	21.007.176,34
06/06/18	0.0625	0.0300	0.002778	1	1,362,627,654.70	236,567.30	0.00	113,552.30	0.00	113,552.30	21.357.295,95

Appendix 1 (cont.)

Class Interest Amount for the Series 2014-1 Notes (cont.)

Date	Class Interest			Daycount	Class Principal Balance	Current Interest Due	Overdue Interest	Current Capitalized Interest	Overdue Capitalized Interest	Capitalized Interest	Class Interest Amount
	Rate	Overdue Incremental Rate	Denominator								
	6.25%	3.00%	360		EoD		EoD		EoD		
06/07/18	0.0625	0.0300	0.002778	1	1,362,627,654.70	236,567.30	0.00	113,552.30	0.00	113,552.30	21.707.415,55
06/08/18	0.0625	0.0300	0.002778	1	1,362,627,654.70	236,567.30	0.00	113,552.30	0.00	113,552.30	22.057.535,16
06/09/18	0.0625	0.0300	0.002778	1	1,362,627,654.70	236,567.30	0.00	113,552.30	0.00	113,552.30	22.407.654,77
06/10/18	0.0625	0.0300	0.002778	1	1,362,627,654.70	236,567.30	0.00	113,552.30	0.00	113,552.30	22.757.774,37
06/11/18	0.0625	0.0300	0.002778	1	1,362,627,654.70	236,567.30	0.00	113,552.30	0.00	113,552.30	23.107.893,98
06/12/18	0.0625	0.0300	0.002778	1	1,362,627,654.70	236,567.30	0.00	113,552.30	0.00	113,552.30	23.458.013,58
06/13/18	0.0625	0.0300	0.002778	1	1,362,627,654.70	236,567.30	0.00	113,552.30	0.00	113,552.30	23.808.133,19
06/14/18	0.0625	0.0300	0.002778	1	1,362,627,654.70	236,567.30	0.00	113,552.30	0.00	113,552.30	24.158.252,79
06/15/18	0.0625	0.0300	0.002778	1	1,362,627,654.70	236,567.30	0.00	113,552.30	0.00	113,552.30	24.508.372,40
06/16/18	0.0625	0.0300	0.002778	1	1,362,627,654.70	236,567.30	0.00	113,552.30	0.00	113,552.30	24.858.492,01
06/17/18	0.0625	0.0300	0.002778	1	1,362,627,654.70	236,567.30	0.00	113,552.30	0.00	113,552.30	25.208.611,61
06/18/18	0.0625	0.0300	0.002778	1	1,362,627,654.70	236,567.30	0.00	113,552.30	0.00	113,552.30	25.558.731,22
06/19/18	0.0625	0.0300	0.002778	1	1,362,627,654.70	236,567.30	0.00	113,552.30	0.00	113,552.30	25.908.850,82
06/20/18	0.0625	0.0300	0.002778	1	1,362,627,654.70	236,567.30	0.00	113,552.30	0.00	113,552.30	26.258.970,43
06/21/18	0.0625	0.0300	0.002778	1	1,362,627,654.70	236,567.30	0.00	113,552.30	0.00	113,552.30	26.609.090,03
06/22/18	0.0625	0.0300	0.002778	1	1,362,627,654.70	236,567.30	0.00	113,552.30	0.00	113,552.30	26.959.209,64
06/23/18	0.0625	0.0300	0.002778	1	1,362,627,654.70	236,567.30	0.00	113,552.30	0.00	113,552.30	27.309.329,25
06/24/18	0.0625	0.0300	0.002778	1	1,362,627,654.70	236,567.30	0.00	113,552.30	0.00	113,552.30	27.659.448,85
06/25/18	0.0625	0.0300	0.002778	1	1,362,627,654.70	236,567.30	0.00	113,552.30	0.00	113,552.30	28.009.568,46
06/26/18	0.0625	0.0300	0.002778	1	1,362,627,654.70	236,567.30	0.00	113,552.30	0.00	113,552.30	28.359.688,06
06/27/18	0.0625	0.0300	0.002778	1	1,362,627,654.70	236,567.30	0.00	113,552.30	0.00	113,552.30	28.709.807,67
06/28/18	0.0625	0.0300	0.002778	1	1,362,627,654.70	236,567.30	0.00	113,552.30	0.00	113,552.30	29.059.927,27
06/29/18	0.0625	0.0300	0.002778	1	1,362,627,654.70	236,567.30	0.00	113,552.30	0.00	113,552.30	29.410.046,88
06/30/18	0.0625	0.0300	0.002778	1	1,362,627,654.70	236,567.30	0.00	113,552.30	0.00	113,552.30	29.760.166,49
07/01/18	0.0625	0.0300	0.002778	1	1,362,627,654.70	236,567.30	0.00	113,552.30	0.00	113,552.30	30.110.286,09
07/02/18	0.0625	0.0300	0.002778	1	1,362,627,654.70	236,567.30	0.00	113,552.30	0.00	113,552.30	30.460.405,70
07/03/18	0.0625	0.0300	0.002778	1	1,362,627,654.70	236,567.30	0.00	113,552.30	0.00	113,552.30	30.810.525,30
07/04/18	0.0625	0.0300	0.002778	1	1,362,627,654.70	236,567.30	0.00	113,552.30	0.00	113,552.30	31.160.644,91
07/05/18	0.0625	0.0300	0.002778	1	1,362,627,654.70	236,567.30	0.00	113,552.30	0.00	113,552.30	31.510.764,51
07/06/18				**90**		**21,291,057.10**		**10,219,707.41**			**31,510,764.51**

Appendix 2

Class Interest Amount for the Series 2014-2 Notes

Date	Class Interest			Daycount	Class Principal Balance	Current Interest Due	Overdue Interest	Current Penalty Interest	Overdue Current Penalty Interest	Penalty Interest	Class Interest Amount
	Rate	Penalty Rate	Denominator								
	16.25%	3.00%	252		EoD		EoD		EoD		
04/06/18	0.1625	0.0300	0.003968	1	524,041,293.52	313,214.18	0.00	62,385.87	0.00	62,385.87	375,600.05
04/07/18	0.1625	0.0300	0.003968	0	524,041,293.52	0.00	0.00	0.00	0.00	0.00	375,600.05
04/08/18	0.1625	0.0300	0.003968	0	524,041,293.52	0.00	0.00	0.00	0.00	0.00	375,600.05
04/09/18	0.1625	0.0300	0.003968	1	524,041,293.52	313,401.39	0.00	62,393.30	0.00	62,393.30	751,394.73
04/10/18	0.1625	0.0300	0.003968	1	524,041,293.52	313,588.70	0.00	62,400.72	0.00	62,400.72	1,127,384.16
04/11/18	0.1625	0.0300	0.003968	1	524,041,293.52	313,776.13	0.00	62,408.15	0.00	62,408.15	1,503,568.44
04/12/18	0.1625	0.0300	0.003968	1	524,041,293.52	313,963.67	0.00	62,415.58	0.00	62,415.58	1,879,947.70
04/13/18	0.1625	0.0300	0.003968	1	524,041,293.52	314,151.33	0.00	62,423.01	0.00	62,423.01	2,256,522.04
04/14/18	0.1625	0.0300	0.003968	0	524,041,293.52	0.00	0.00	0.00	0.00	0.00	2,256,522.04
04/15/18	0.1625	0.0300	0.003968	0	524,041,293.52	0.00	0.00	0.00	0.00	0.00	2,256,522.04
04/16/18	0.1625	0.0300	0.003968	1	524,041,293.52	314,339.09	0.00	62,430.44	0.00	62,430.44	2,633,291.57
04/17/18	0.1625	0.0300	0.003968	1	524,041,293.52	314,526.97	0.00	62,437.88	0.00	62,437.88	3,010,256.42
04/18/18	0.1625	0.0300	0.003968	1	524,041,293.52	314,714.96	0.00	62,445.31	0.00	62,445.31	3,387,416.68
04/19/18	0.1625	0.0300	0.003968	1	524,041,293.52	314,903.06	0.00	62,452.74	0.00	62,452.74	3,764,772.49
04/20/18	0.1625	0.0300	0.003968	1	524,041,293.52	315,091.27	0.00	62,460.18	0.00	62,460.18	4,142,323.94
04/21/18	0.1625	0.0300	0.003968	0	524,041,293.52	0.00	0.00	0.00	0.00	0.00	4,142,323.94
04/22/18	0.1625	0.0300	0.003968	0	524,041,293.52	0.00	0.00	0.00	0.00	0.00	4,142,323.94
04/23/18	0.1625	0.0300	0.003968	0	524,041,293.52	0.00	0.00	0.00	0.00	0.00	4,142,323.94
04/24/18	0.1625	0.0300	0.003968	1	524,041,293.52	315,279.60	0.00	62,467.61	0.00	62,467.61	4,520,071.15
04/25/18	0.1625	0.0300	0.003968	1	524,041,293.52	315,468.04	0.00	62,475.05	0.00	62,475.05	4,898,014.24
04/26/18	0.1625	0.0300	0.003968	1	524,041,293.52	315,656.59	0.00	62,482.49	0.00	62,482.49	5,276,153.32
04/27/18	0.1625	0.0300	0.003968	1	524,041,293.52	315,845.26	0.00	62,489.93	0.00	62,489.93	5,654,488.51
04/28/18	0.1625	0.0300	0.003968	0	524,041,293.52	0.00	0.00	0.00	0.00	0.00	5,654,488.51
04/29/18	0.1625	0.0300	0.003968	0	524,041,293.52	0.00	0.00	0.00	0.00	0.00	5,654,488.51
04/30/18	0.1625	0.0300	0.003968	1	524,041,293.52	316,034.04	0.00	62,497.36	0.00	62,497.36	6,033,019.91
05/01/18	0.1625	0.0300	0.003968	0	524,041,293.52	0.00	0.00	0.00	0.00	0.00	6,033,019.91
05/02/18	0.1625	0.0300	0.003968	1	524,041,293.52	316,222.93	0.00	62,504.80	0.00	62,504.80	6,411,747.64
05/03/18	0.1625	0.0300	0.003968	1	524,041,293.52	316,411.93	0.00	62,512.25	0.00	62,512.25	6,790,671.81
05/04/18	0.1625	0.0300	0.003968	1	524,041,293.52	316,601.05	0.00	62,519.69	0.00	62,519.69	7,169,792.55
05/05/18	0.1625	0.0300	0.003968	0	524,041,293.52	0.00	0.00	0.00	0.00	0.00	7,169,792.55
05/06/18	0.1625	0.0300	0.003968	0	524,041,293.52	0.00	0.00	0.00	0.00	0.00	7,169,792.55

Appendix 2 (cont.)

Class Interest Amount for the Series 2014-2 Notes (cont.)

Date	Class Interest			Daycount	Class Principal Balance	Current Interest Due	Overdue Interest	Current Penalty Interest	Overdue Current Penalty Interest	Penalty Interest	Class Interest Amount
	Rate	Penalty Rate	Denominator								
	16.25%	3.00%	252		EoD		EoD		EoD		
05/07/18	0.1625	0.0300	0.003968	1	524,041,293.52	316,790.27	0.00	62,527.13	0.00	62,527.13	7,549,109.95
05/08/18	0.1625	0.0300	0.003968	1	524,041,293.52	316,979.62	0.00	62,534.57	0.00	62,534.57	7,928,624.14
05/09/18	0.1625	0.0300	0.003968	1	524,041,293.52	317,169.07	0.00	62,542.02	0.00	62,542.02	8,308,335.23
05/10/18	0.1625	0.0300	0.003968	1	524,041,293.52	317,358.64	0.00	62,549.46	0.00	62,549.46	8,688,243.34
05/11/18	0.1625	0.0300	0.003968	1	524,041,293.52	317,548.32	0.00	62,556.91	0.00	62,556.91	9,068,348.57
05/12/18	0.1625	0.0300	0.003968	0	524,041,293.52	0.00	0.00	0.00	0.00	0.00	9,068,348.57
05/13/18	0.1625	0.0300	0.003968	0	524,041,293.52	0.00	0.00	0.00	0.00	0.00	9,068,348.57
05/14/18	0.1625	0.0300	0.003968	1	524,041,293.52	317,738.12	0.00	62,564.36	0.00	62,564.36	9,448,651.05
05/15/18	0.1625	0.0300	0.003968	1	524,041,293.52	317,928.03	0.00	62,571.81	0.00	62,571.81	9,829,150.88
05/16/18	0.1625	0.0300	0.003968	1	524,041,293.52	318,118.05	0.00	62,579.26	0.00	62,579.26	10,209,848.19
05/17/18	0.1625	0.0300	0.003968	1	524,041,293.52	318,308.19	0.00	62,586.70	0.00	62,586.70	10,590,743.08
05/18/18	0.1625	0.0300	0.003968	1	524,041,293.52	318,498.44	0.00	62,594.16	0.00	62,594.16	10,971,835.67
05/19/18	0.1625	0.0300	0.003968	0	524,041,293.52	0.00	0.00	0.00	0.00	0.00	10,971,835.67
05/20/18	0.1625	0.0300	0.003968	0	524,041,293.52	0.00	0.00	0.00	0.00	0.00	10,971,835.67
05/21/18	0.1625	0.0300	0.003968	1	524,041,293.52	318,688.80	0.00	62,601.61	0.00	62,601.61	11,353,126.08
05/22/18	0.1625	0.0300	0.003968	1	524,041,293.52	318,879.28	0.00	62,609.06	0.00	62,609.06	11,734,614.41
05/23/18	0.1625	0.0300	0.003968	1	524,041,293.52	319,069.87	0.00	62,616.51	0.00	62,616.51	12,116,300.79
05/24/18	0.1625	0.0300	0.003968	1	524,041,293.52	319,260.57	0.00	62,623.97	0.00	62,623.97	12,498,185.33
05/25/18	0.1625	0.0300	0.003968	1	524,041,293.52	319,451.39	0.00	62,631.42	0.00	62,631.42	12,880,268.14
05/26/18	0.1625	0.0300	0.003968	0	524,041,293.52	0.00	0.00	0.00	0.00	0.00	12,880,268.14
05/27/18	0.1625	0.0300	0.003968	0	524,041,293.52	0.00	0.00	0.00	0.00	0.00	12,880,268.14
05/28/18	0.1625	0.0300	0.003968	1	524,041,293.52	319,642.32	0.00	62,638.88	0.00	62,638.88	13,262,549.35
05/29/18	0.1625	0.0300	0.003968	1	524,041,293.52	319,833.37	0.00	62,646.34	0.00	62,646.34	13,645,029.05
05/30/18	0.1625	0.0300	0.003968	1	524,041,293.52	320,024.53	0.00	62,653.79	0.00	62,653.79	14,027,707.38
05/31/18	0.1625	0.0300	0.003968	0	524,041,293.52	0.00	0.00	0.00	0.00	0.00	14,027,707.38
06/01/18	0.1625	0.0300	0.003968	1	524,041,293.52	320,215.81	0.00	62,661.25	0.00	62,661.25	14,410,584.44
06/02/18	0.1625	0.0300	0.003968	0	524,041,293.52	0.00	0.00	0.00	0.00	0.00	14,410,584.44
06/03/18	0.1625	0.0300	0.003968	0	524,041,293.52	0.00	0.00	0.00	0.00	0.00	14,410,584.44
06/04/18	0.1625	0.0300	0.003968	1	524,041,293.52	320,407.20	0.00	62,668.71	0.00	62,668.71	14,793,660.35
06/05/18	0.1625	0.0300	0.003968	1	524,041,293.52	320,598.70	0.00	62,676.17	0.00	62,676.17	15,176,935.22
06/06/18	0.1625	0.0300	0.003968	1	524,041,293.52	320,790.32	0.00	62,683.63	0.00	62,683.63	15,560,409.18

Appendix 2 (cont.)

Class Interest Amount for the Series 2014-2 Notes (cont.)

Date	Class Interest			Daycount	Class Principal Balance	Current Interest Due	Overdue Interest	Current Penalty Interest	Overdue Current Penalty Interest	Penalty Interest	Class Interest Amount
	Rate	Penalty Rate	Denominator								
	16.25%	3.00%	252		EoD		EoD		EoD		
06/07/18	0.1625	0.0300	0.003968	1	524,041,293.52	320,982.05	0.00	62,691.10	0.00	62,691.10	15,944,082.32
06/08/18	0.1625	0.0300	0.003968	1	524,041,293.52	321,173.90	0.00	62,698.56	0.00	62,698.56	16,327,954.78
06/09/18	0.1625	0.0300	0.003968	0	524,041,293.52	0.00	0.00	0.00	0.00	0.00	16,327,954.78
06/10/18	0.1625	0.0300	0.003968	0	524,041,293.52	0.00	0.00	0.00	0.00	0.00	16,327,954.78
06/11/18	0.1625	0.0300	0.003968	1	524,041,293.52	321,365.86	0.00	62,706.02	0.00	62,706.02	16,712,026.67
06/12/18	0.1625	0.0300	0.003968	1	524,041,293.52	321,557.94	0.00	62,713.49	0.00	62,713.49	17,096,298.10
06/13/18	0.1625	0.0300	0.003968	1	524,041,293.52	321,750.13	0.00	62,720.96	0.00	62,720.96	17,480,769.19
06/14/18	0.1625	0.0300	0.003968	1	524,041,293.52	321,942.44	0.00	62,728.42	0.00	62,728.42	17,865,440.05
06/15/18	0.1625	0.0300	0.003968	1	524,041,293.52	322,134.86	0.00	62,735.89	0.00	62,735.89	18,250,310.80
06/16/18	0.1625	0.0300	0.003968	0	524,041,293.52	0.00	0.00	0.00	0.00	0.00	18,250,310.80
06/17/18	0.1625	0.0300	0.003968	0	524,041,293.52	0.00	0.00	0.00	0.00	0.00	18,250,310.80
06/18/18	0.1625	0.0300	0.003968	1	524,041,293.52	322,327.40	0.00	62,743.36	0.00	62,743.36	18,635,381.55
06/19/18	0.1625	0.0300	0.003968	1	524,041,293.52	322,520.05	0.00	62,750.83	0.00	62,750.83	19,020,652.43
06/20/18	0.1625	0.0300	0.003968	1	524,041,293.52	322,712.82	0.00	62,758.30	0.00	62,758.30	19,406,123.54
06/21/18	0.1625	0.0300	0.003968	1	524,041,293.52	322,905.70	0.00	62,765.77	0.00	62,765.77	19,791,795.01
06/22/18	0.1625	0.0300	0.003968	1	524,041,293.52	323,098.70	0.00	62,773.24	0.00	62,773.24	20,177,666.95
06/23/18	0.1625	0.0300	0.003968	0	524,041,293.52	0.00	0.00	0.00	0.00	0.00	20,177,666.95
06/24/18	0.1625	0.0300	0.003968	0	524,041,293.52	0.00	0.00	0.00	0.00	0.00	20,177,666.95
06/25/18	0.1625	0.0300	0.003968	1	524,041,293.52	323,291.81	0.00	62,780.71	0.00	62,780.71	20,563,739.47
06/26/18	0.1625	0.0300	0.003968	1	524,041,293.52	323,485.04	0.00	62,788.19	0.00	62,788.19	20,950,012.69
06/27/18	0.1625	0.0300	0.003968	1	524,041,293.52	323,678.38	0.00	62,795.66	0.00	62,795.66	21,336,486.74
06/28/18	0.1625	0.0300	0.003968	1	524,041,293.52	323,871.84	0.00	62,803.14	0.00	62,803.14	21,723,161.71
06/29/18	0.1625	0.0300	0.003968	1	524,041,293.52	324,065.41	0.00	62,810.62	0.00	62,810.62	22,110,037.74
06/30/18	0.1625	0.0300	0.003968	0	524,041,293.52	0.00	0.00	0.00	0.00	0.00	22,110,037.74
07/01/18	0.1625	0.0300	0.003968	0	524,041,293.52	0.00	0.00	0.00	0.00	0.00	22,110,037.74
07/02/18	0.1625	0.0300	0.003968	1	524,041,293.52	324,259.11	0.00	62,818.09	0.00	62,818.09	22,497,114.94
07/03/18	0.1625	0.0300	0.003968	1	524,041,293.52	324,452.91	0.00	62,825.57	0.00	62,825.57	22,884,393.42
07/04/18	0.1625	0.0300	0.003968	1	524,041,293.52	324,646.83	0.00	62,833.05	0.00	62,833.05	23,271,873.31
07/05/18	0.1625	0.0300	0.003968	1	524,041,293.52	324,840.87	0.00	62,840.53	0.00	62,840.53	23,659,554.71
07/06/18				**62**		**19,777,553.13**		**3,882,001.58**			**23,659,554.71**

Appendix 3

Class Interest Amount for the Series 2014-3 Notes

Date	Class Interest			Daycount	Class Principal Balance	Current Interest Due	Overdue Interest	Current Capitalized Interest	Overdue Capitalized Interest	Capitalized Interest	Class Interest Amount
	Rate	Overdue Incremental Rate	Denominator								
	6.75%	3.00%	360		EoD		EoD		EoD		
04/06/18	0.0675	0.0300	0.002778	1	839,005,503.99	157,313.53	0.00	69,917.13	0.00	69,917.13	227.230,66
04/07/18	0.0675	0.0300	0.002778	1	839,005,503.99	157,313.53	0.00	69,917.13	0.00	69,917.13	454.461,31
04/08/18	0.0675	0.0300	0.002778	1	839,005,503.99	157,313.53	0.00	69,917.13	0.00	69,917.13	681.691,97
04/09/18	0.0675	0.0300	0.002778	1	839,005,503.99	157,313.53	0.00	69,917.13	0.00	69,917.13	908.922,63
04/10/18	0.0675	0.0300	0.002778	1	839,005,503.99	157,313.53	0.00	69,917.13	0.00	69,917.13	1.136.153,29
04/11/18	0.0675	0.0300	0.002778	1	839,005,503.99	157,313.53	0.00	69,917.13	0.00	69,917.13	1.363.383,94
04/12/18	0.0675	0.0300	0.002778	1	839,005,503.99	157,313.53	0.00	69,917.13	0.00	69,917.13	1.590.614,60
04/13/18	0.0675	0.0300	0.002778	1	839,005,503.99	157,313.53	0.00	69,917.13	0.00	69,917.13	1.817.845,26
04/14/18	0.0675	0.0300	0.002778	1	839,005,503.99	157,313.53	0.00	69,917.13	0.00	69,917.13	2.045.075,92
04/15/18	0.0675	0.0300	0.002778	1	839,005,503.99	157,313.53	0.00	69,917.13	0.00	69,917.13	2.272.306,57
04/16/18	0.0675	0.0300	0.002778	1	839,005,503.99	157,313.53	0.00	69,917.13	0.00	69,917.13	2.499.537,23
04/17/18	0.0675	0.0300	0.002778	1	839,005,503.99	157,313.53	0.00	69,917.13	0.00	69,917.13	2.726.767,89
04/18/18	0.0675	0.0300	0.002778	1	839,005,503.99	157,313.53	0.00	69,917.13	0.00	69,917.13	2.953.998,55
04/19/18	0.0675	0.0300	0.002778	1	839,005,503.99	157,313.53	0.00	69,917.13	0.00	69,917.13	3.181.229,20
04/20/18	0.0675	0.0300	0.002778	1	839,005,503.99	157,313.53	0.00	69,917.13	0.00	69,917.13	3.408.459,86
04/21/18	0.0675	0.0300	0.002778	1	839,005,503.99	157,313.53	0.00	69,917.13	0.00	69,917.13	3.635.690,52
04/22/18	0.0675	0.0300	0.002778	1	839,005,503.99	157,313.53	0.00	69,917.13	0.00	69,917.13	3.862.921,17
04/23/18	0.0675	0.0300	0.002778	1	839,005,503.99	157,313.53	0.00	69,917.13	0.00	69,917.13	4.090.151,83
04/24/18	0.0675	0.0300	0.002778	1	839,005,503.99	157,313.53	0.00	69,917.13	0.00	69,917.13	4.317.382,49
04/25/18	0.0675	0.0300	0.002778	1	839,005,503.99	157,313.53	0.00	69,917.13	0.00	69,917.13	4.544.613,15
04/26/18	0.0675	0.0300	0.002778	1	839,005,503.99	157,313.53	0.00	69,917.13	0.00	69,917.13	4.771.843,80
04/27/18	0.0675	0.0300	0.002778	1	839,005,503.99	157,313.53	0.00	69,917.13	0.00	69,917.13	4.999.074,46
04/28/18	0.0675	0.0300	0.002778	1	839,005,503.99	157,313.53	0.00	69,917.13	0.00	69,917.13	5.226.305,12
04/29/18	0.0675	0.0300	0.002778	1	839,005,503.99	157,313.53	0.00	69,917.13	0.00	69,917.13	5.453.535,78
04/30/18	0.0675	0.0300	0.002778	1	839,005,503.99	157,313.53	0.00	69,917.13	0.00	69,917.13	5.680.766,43
05/01/18	0.0675	0.0300	0.002778	1	839,005,503.99	157,313.53	0.00	69,917.13	0.00	69,917.13	5.907.997,09
05/02/18	0.0675	0.0300	0.002778	1	839,005,503.99	157,313.53	0.00	69,917.13	0.00	69,917.13	6.135.227,75
05/03/18	0.0675	0.0300	0.002778	1	839,005,503.99	157,313.53	0.00	69,917.13	0.00	69,917.13	6.362.458,41
05/04/18	0.0675	0.0300	0.002778	1	839,005,503.99	157,313.53	0.00	69,917.13	0.00	69,917.13	6.589.689,06
05/05/18	0.0675	0.0300	0.002778	1	839,005,503.99	157,313.53	0.00	69,917.13	0.00	69,917.13	6.816.919,72
05/06/18	0.0675	0.0300	0.002778	1	839,005,503.99	157,313.53	0.00	69,917.13	0.00	69,917.13	7.044.150,38

Appendix 3 (cont.)

Class Interest Amount for the Series 2014-3 Notes (cont.)

Date	Class Interest			Daycount	Class Principal Balance	Current Interest Due	Overdue Interest	Current Capitalized Interest	Overdue Capitalized Interest	Capitalized Interest	Class Interest Amount
	Rate	Overdue Incremental Rate	Denominator								
	6.75%	3.00%	360		EoD		EoD		EoD		
05/07/18	0.0675	0.0300	0.002778	1	839,005,503.99	157,313.53	0.00	69,917.13	0.00	69,917.13	7.271.381,03
05/08/18	0.0675	0.0300	0.002778	1	839,005,503.99	157,313.53	0.00	69,917.13	0.00	69,917.13	7.498.611,69
05/09/18	0.0675	0.0300	0.002778	1	839,005,503.99	157,313.53	0.00	69,917.13	0.00	69,917.13	7.725.842,35
05/10/18	0.0675	0.0300	0.002778	1	839,005,503.99	157,313.53	0.00	69,917.13	0.00	69,917.13	7.953.073,01
05/11/18	0.0675	0.0300	0.002778	1	839,005,503.99	157,313.53	0.00	69,917.13	0.00	69,917.13	8.180.303,66
05/12/18	0.0675	0.0300	0.002778	1	839,005,503.99	157,313.53	0.00	69,917.13	0.00	69,917.13	8.407.534,32
05/13/18	0.0675	0.0300	0.002778	1	839,005,503.99	157,313.53	0.00	69,917.13	0.00	69,917.13	8.634.764,98
05/14/18	0.0675	0.0300	0.002778	1	839,005,503.99	157,313.53	0.00	69,917.13	0.00	69,917.13	8.861.995,64
05/15/18	0.0675	0.0300	0.002778	1	839,005,503.99	157,313.53	0.00	69,917.13	0.00	69,917.13	9.089.226,29
05/16/18	0.0675	0.0300	0.002778	1	839,005,503.99	157,313.53	0.00	69,917.13	0.00	69,917.13	9.316.456,95
05/17/18	0.0675	0.0300	0.002778	1	839,005,503.99	157,313.53	0.00	69,917.13	0.00	69,917.13	9.543.687,61
05/18/18	0.0675	0.0300	0.002778	1	839,005,503.99	157,313.53	0.00	69,917.13	0.00	69,917.13	9.770.918,27
05/19/18	0.0675	0.0300	0.002778	1	839,005,503.99	157,313.53	0.00	69,917.13	0.00	69,917.13	9.998.148,92
05/20/18	0.0675	0.0300	0.002778	1	839,005,503.99	157,313.53	0.00	69,917.13	0.00	69,917.13	10.225.379,58
05/21/18	0.0675	0.0300	0.002778	1	839,005,503.99	157,313.53	0.00	69,917.13	0.00	69,917.13	10.452.610,24
05/22/18	0.0675	0.0300	0.002778	1	839,005,503.99	157,313.53	0.00	69,917.13	0.00	69,917.13	10.679.840,89
05/23/18	0.0675	0.0300	0.002778	1	839,005,503.99	157,313.53	0.00	69,917.13	0.00	69,917.13	10.907.071,55
05/24/18	0.0675	0.0300	0.002778	1	839,005,503.99	157,313.53	0.00	69,917.13	0.00	69,917.13	11.134.302,21
05/25/18	0.0675	0.0300	0.002778	1	839,005,503.99	157,313.53	0.00	69,917.13	0.00	69,917.13	11.361.532,87
05/26/18	0.0675	0.0300	0.002778	1	839,005,503.99	157,313.53	0.00	69,917.13	0.00	69,917.13	11.588.763,52
05/27/18	0.0675	0.0300	0.002778	1	839,005,503.99	157,313.53	0.00	69,917.13	0.00	69,917.13	11.815.994,18
05/28/18	0.0675	0.0300	0.002778	1	839,005,503.99	157,313.53	0.00	69,917.13	0.00	69,917.13	12.043.224,84
05/29/18	0.0675	0.0300	0.002778	1	839,005,503.99	157,313.53	0.00	69,917.13	0.00	69,917.13	12.270.455,50
05/30/18	0.0675	0.0300	0.002778	0	839,005,503.99	0.00	0.00	0.00	0.00	0.00	12.270.455,50
05/31/18	0.0675	0.0300	0.002778	1	839,005,503.99	157,313.53	0.00	69,917.13	0.00	69,917.13	12.497.686,15
06/01/18	0.0675	0.0300	0.002778	1	839,005,503.99	157,313.53	0.00	69,917.13	0.00	69,917.13	12.724.916,81
06/02/18	0.0675	0.0300	0.002778	1	839,005,503.99	157,313.53	0.00	69,917.13	0.00	69,917.13	12.952.147,47
06/03/18	0.0675	0.0300	0.002778	1	839,005,503.99	157,313.53	0.00	69,917.13	0.00	69,917.13	13.179.378,13
06/04/18	0.0675	0.0300	0.002778	1	839,005,503.99	157,313.53	0.00	69,917.13	0.00	69,917.13	13.406.608,78
06/05/18	0.0675	0.0300	0.002778	1	839,005,503.99	157,313.53	0.00	69,917.13	0.00	69,917.13	13.633.839,44
06/06/18	0.0675	0.0300	0.002778	1	839,005,503.99	157,313.53	0.00	69,917.13	0.00	69,917.13	13.861.070,10

Appendix 3 (cont.)

Class Interest Amount for the Series 2014-3 Notes (cont.)

Date	Class Interest			Daycount	Class Principal Balance	Current Interest Due	Overdue Interest	Current Capitalized Interest	Overdue Capitalized Interest	Capitalized Interest	Class Interest Amount
	Rate	Overdue Incremental Rate	Denominator								
	6.75%	3.00%	360		EoD		EoD		EoD		
06/07/18	0.0675	0.0300	0.002778	1	839,005,503.99	157,313.53	0.00	69,917.13	0.00	69,917.13	14.088.300,75
06/08/18	0.0675	0.0300	0.002778	1	839,005,503.99	157,313.53	0.00	69,917.13	0.00	69,917.13	14.315.531,41
06/09/18	0.0675	0.0300	0.002778	1	839,005,503.99	157,313.53	0.00	69,917.13	0.00	69,917.13	14.542.762,07
06/10/18	0.0675	0.0300	0.002778	1	839,005,503.99	157,313.53	0.00	69,917.13	0.00	69,917.13	14.769.992,73
06/11/18	0.0675	0.0300	0.002778	1	839,005,503.99	157,313.53	0.00	69,917.13	0.00	69,917.13	14.997.223,38
06/12/18	0.0675	0.0300	0.002778	1	839,005,503.99	157,313.53	0.00	69,917.13	0.00	69,917.13	15.224.454,04
06/13/18	0.0675	0.0300	0.002778	1	839,005,503.99	157,313.53	0.00	69,917.13	0.00	69,917.13	15.451.684,70
06/14/18	0.0675	0.0300	0.002778	1	839,005,503.99	157,313.53	0.00	69,917.13	0.00	69,917.13	15.678.915,36
06/15/18	0.0675	0.0300	0.002778	1	839,005,503.99	157,313.53	0.00	69,917.13	0.00	69,917.13	15.906.146,01
06/16/18	0.0675	0.0300	0.002778	1	839,005,503.99	157,313.53	0.00	69,917.13	0.00	69,917.13	16.133.376,67
06/17/18	0.0675	0.0300	0.002778	1	839,005,503.99	157,313.53	0.00	69,917.13	0.00	69,917.13	16.360.607,33
06/18/18	0.0675	0.0300	0.002778	1	839,005,503.99	157,313.53	0.00	69,917.13	0.00	69,917.13	16.587.837,99
06/19/18	0.0675	0.0300	0.002778	1	839,005,503.99	157,313.53	0.00	69,917.13	0.00	69,917.13	16.815.068,64
06/20/18	0.0675	0.0300	0.002778	1	839,005,503.99	157,313.53	0.00	69,917.13	0.00	69,917.13	17.042.299,30
06/21/18	0.0675	0.0300	0.002778	1	839,005,503.99	157,313.53	0.00	69,917.13	0.00	69,917.13	17.269.529,96
06/22/18	0.0675	0.0300	0.002778	1	839,005,503.99	157,313.53	0.00	69,917.13	0.00	69,917.13	17.496.760,61
06/23/18	0.0675	0.0300	0.002778	1	839,005,503.99	157,313.53	0.00	69,917.13	0.00	69,917.13	17.723.991,27
06/24/18	0.0675	0.0300	0.002778	1	839,005,503.99	157,313.53	0.00	69,917.13	0.00	69,917.13	17.951.221,93
06/25/18	0.0675	0.0300	0.002778	1	839,005,503.99	157,313.53	0.00	69,917.13	0.00	69,917.13	18.178.452,59
06/26/18	0.0675	0.0300	0.002778	1	839,005,503.99	157,313.53	0.00	69,917.13	0.00	69,917.13	18.405.683,24
06/27/18	0.0675	0.0300	0.002778	1	839,005,503.99	157,313.53	0.00	69,917.13	0.00	69,917.13	18.632.913,90
06/28/18	0.0675	0.0300	0.002778	1	839,005,503.99	157,313.53	0.00	69,917.13	0.00	69,917.13	18.860.144,56
06/29/18	0.0675	0.0300	0.002778	1	839,005,503.99	157,313.53	0.00	69,917.13	0.00	69,917.13	19.087.375,22
06/30/18	0.0675	0.0300	0.002778	1	839,005,503.99	157,313.53	0.00	69,917.13	0.00	69,917.13	19.314.605,87
07/01/18	0.0675	0.0300	0.002778	1	839,005,503.99	157,313.53	0.00	69,917.13	0.00	69,917.13	19.541.836,53
07/02/18	0.0675	0.0300	0.002778	1	839,005,503.99	157,313.53	0.00	69,917.13	0.00	69,917.13	19.769.067,19
07/03/18	0.0675	0.0300	0.002778	1	839,005,503.99	157,313.53	0.00	69,917.13	0.00	69,917.13	19.996.297,85
07/04/18	0.0675	0.0300	0.002778	1	839,005,503.99	157,313.53	0.00	69,917.13	0.00	69,917.13	20.223.528,50
07/05/18	0.0675	0.0300	0.002778	1	839,005,503.99	157,313.53	0.00	69,917.13	0.00	69,917.13	20.450.759,16
07/06/18				**90**		**14,158,217.88**		**6,292,541.28**			**20,450,759.16**

Appendix 4

Class Interest Amount for the Series 2018-1 Notes

Date	Class Interest			Daycount	Class Principal Balance	Current Interest Due	Overdue Interest	Current Capitalized Interest	Overdue Capitalized Interest	Capitalized Interest	Class Interest Amount
	Rate	Overdue Incremental Rate	Denominator								
	8.20%	0.00%	360		EoD		EoD		EoD		
04/19/18	0.0820	0.0300	0.002778	1	600,000,000.00	136,666.67	0.00	0.00	0.00	0.00	136,666.67
04/20/18	0.0820	0.0300	0.002778	1	600,000,000.00	136,666.67	0.00	0.00	0.00	0.00	273,333.33
04/21/18	0.0820	0.0300	0.002778	1	600,000,000.00	136,666.67	0.00	0.00	0.00	0.00	410,000.00
04/22/18	0.0820	0.0300	0.002778	1	600,000,000.00	136,666.67	0.00	0.00	0.00	0.00	546,666.67
04/23/18	0.0820	0.0300	0.002778	1	600,000,000.00	136,666.67	0.00	0.00	0.00	0.00	683,333.33
04/24/18	0.0820	0.0300	0.002778	1	600,000,000.00	136,666.67	0.00	0.00	0.00	0.00	820,000.00
04/25/18	0.0820	0.0300	0.002778	1	600,000,000.00	136,666.67	0.00	0.00	0.00	0.00	956,666.67
04/26/18	0.0820	0.0300	0.002778	1	600,000,000.00	136,666.67	0.00	0.00	0.00	0.00	1,093,333.33
04/27/18	0.0820	0.0300	0.002778	1	600,000,000.00	136,666.67	0.00	0.00	0.00	0.00	1,230,000.00
04/28/18	0.0820	0.0300	0.002778	1	600,000,000.00	136,666.67	0.00	0.00	0.00	0.00	1,366,666.67
04/29/18	0.0820	0.0300	0.002778	1	600,000,000.00	136,666.67	0.00	0.00	0.00	0.00	1,503,333.33
04/30/18	0.0820	0.0300	0.002778	1	600,000,000.00	136,666.67	0.00	0.00	0.00	0.00	1,640,000.00
05/01/18	0.0820	0.0300	0.002778	1	600,000,000.00	136,666.67	0.00	0.00	0.00	0.00	1,776,666.67
05/02/18	0.0820	0.0300	0.002778	1	600,000,000.00	136,666.67	0.00	0.00	0.00	0.00	1,913,333.33
05/03/18	0.0820	0.0300	0.002778	1	600,000,000.00	136,666.67	0.00	0.00	0.00	0.00	2,050,000.00
05/04/18	0.0820	0.0300	0.002778	1	600,000,000.00	136,666.67	0.00	0.00	0.00	0.00	2,186,666.67
05/05/18	0.0820	0.0300	0.002778	1	600,000,000.00	136,666.67	0.00	0.00	0.00	0.00	2,323,333.33
05/06/18	0.0820	0.0300	0.002778	1	600,000,000.00	136,666.67	0.00	0.00	0.00	0.00	2,460,000.00

Appendix 4 (cont.)

Class Interest Amount for the Series 2018-1 Notes (cont.)

Date	Class Interest			Daycount	Class Principal Balance	Current Interest Due	Overdue Interest	Current Capitalized Interest	Overdue Capitalized Interest	Capitalized Interest	Class Interest Amount
	Rate	Overdue Incremental Rate	Denominator								
	8.20%	0.00%	360		EoD		EoD		EoD		
05/07/18	0.0820	0.0300	0.002778	1	600,000,000.00	136,666.67	0.00	0.00	0.00	0.00	2,596,666.67
05/08/18	0.0820	0.0300	0.002778	1	600,000,000.00	136,666.67	0.00	0.00	0.00	0.00	2,733,333.33
05/09/18	0.0820	0.0300	0.002778	1	600,000,000.00	136,666.67	0.00	0.00	0.00	0.00	2,870,000.00
05/10/18	0.0820	0.0300	0.002778	1	600,000,000.00	136,666.67	0.00	0.00	0.00	0.00	3,006,666.67
05/11/18	0.0820	0.0300	0.002778	1	600,000,000.00	136,666.67	0.00	0.00	0.00	0.00	3,143,333.33
05/12/18	0.0820	0.0300	0.002778	1	600,000,000.00	136,666.67	0.00	0.00	0.00	0.00	3,280,000.00
05/13/18	0.0820	0.0300	0.002778	1	600,000,000.00	136,666.67	0.00	0.00	0.00	0.00	3,416,666.67
05/14/18	0.0820	0.0300	0.002778	1	600,000,000.00	136,666.67	0.00	0.00	0.00	0.00	3,553,333.33
05/15/18	0.0820	0.0300	0.002778	1	600,000,000.00	136,666.67	0.00	0.00	0.00	0.00	3,690,000.00
05/16/18	0.0820	0.0300	0.002778	1	600,000,000.00	136,666.67	0.00	0.00	0.00	0.00	3,826,666.67
05/17/18	0.0820	0.0300	0.002778	1	600,000,000.00	136,666.67	0.00	0.00	0.00	0.00	3,963,333.33
05/18/18	0.0820	0.0300	0.002778	1	600,000,000.00	136,666.67	0.00	0.00	0.00	0.00	4,100,000.00
05/19/18	0.0820	0.0300	0.002778	1	600,000,000.00	136,666.67	0.00	0.00	0.00	0.00	4,236,666.67
05/20/18	0.0820	0.0300	0.002778	1	600,000,000.00	136,666.67	0.00	0.00	0.00	0.00	4,373,333.33
05/21/18	0.0820	0.0300	0.002778	1	600,000,000.00	136,666.67	0.00	0.00	0.00	0.00	4,510,000.00
05/22/18	0.0820	0.0300	0.002778	1	600,000,000.00	136,666.67	0.00	0.00	0.00	0.00	4,646,666.67
05/23/18	0.0820	0.0300	0.002778	1	600,000,000.00	136,666.67	0.00	0.00	0.00	0.00	4,783,333.33
05/24/18	0.0820	0.0300	0.002778	1	600,000,000.00	136,666.67	0.00	0.00	0.00	0.00	4,920,000.00
05/25/18	0.0820	0.0300	0.002778	1	600,000,000.00	136,666.67	0.00	0.00	0.00	0.00	5,056,666.67
05/26/18	0.0820	0.0300	0.002778	1	600,000,000.00	136,666.67	0.00	0.00	0.00	0.00	5,193,333.33
05/27/18	0.0820	0.0300	0.002778	1	600,000,000.00	136,666.67	0.00	0.00	0.00	0.00	5,330,000.00
05/28/18	0.0820	0.0300	0.002778	1	600,000,000.00	136,666.67	0.00	0.00	0.00	0.00	5,466,666.67
05/29/18	0.0820	0.0300	0.002778	1	600,000,000.00	136,666.67	0.00	0.00	0.00	0.00	5,603,333.33
05/30/18	0.0820	0.0300	0.002778	1	600,000,000.00	136,666.67	0.00	0.00	0.00	0.00	5,740,000.00
05/31/18	0.0820	0.0300	0.002778	1	600,000,000.00	136,666.67	0.00	0.00	0.00	0.00	5,876,666.67
06/01/18	0.0820	0.0300	0.002778	1	600,000,000.00	136,666.67	0.00	0.00	0.00	0.00	6,013,333.33
06/02/18	0.0820	0.0300	0.002778	1	600,000,000.00	136,666.67	0.00	0.00	0.00	0.00	6,150,000.00
06/03/18	0.0820	0.0300	0.002778	1	600,000,000.00	136,666.67	0.00	0.00	0.00	0.00	6,286,666.67
06/04/18	0.0820	0.0300	0.002778	1	600,000,000.00	136,666.67	0.00	0.00	0.00	0.00	6,423,333.33
06/05/18	0.0820	0.0300	0.002778	1	600,000,000.00	136,666.67	0.00	0.00	0.00	0.00	6,423,333.33
06/06/18	0.0820	0.0300	0.002778	1	600,000,000.00	136,666.67	0.00	0.00	0.00	0.00	6,560,000.00

Appendix 4 (cont.)

Class Interest Amount for the Series 2018-1 Notes (cont.)

Date	Class Interest			Daycount	Class Principal Balance	Current Interest Due	Overdue Interest	Current Capitalized Interest	Overdue Capitalized Interest	Capitalized Interest	Class Interest Amount
	Rate	Overdue Incremental Rate	Denominator								
	8.20%	0.00%	360		EoD		EoD		EoD		
06/07/18	0.0820	0.0300	0.002778	1	600,000,000.00	136,666.67	0.00	0.00	0.00	0.00	6,696,666.67
06/08/18	0.0820	0.0300	0.002778	1	600,000,000.00	136,666.67	0.00	0.00	0.00	0.00	6,833,333.33
06/09/18	0.0820	0.0300	0.002778	1	600,000,000.00	136,666.67	0.00	0.00	0.00	0.00	6,970,000.00
06/10/18	0.0820	0.0300	0.002778	1	600,000,000.00	136,666.67	0.00	0.00	0.00	0.00	7,106,666.67
06/11/18	0.0820	0.0300	0.002778	1	600,000,000.00	136,666.67	0.00	0.00	0.00	0.00	7,243,333.33
06/12/18	0.0820	0.0300	0.002778	1	600,000,000.00	136,666.67	0.00	0.00	0.00	0.00	7,380,000.00
06/13/18	0.0820	0.0300	0.002778	1	600,000,000.00	136,666.67	0.00	0.00	0.00	0.00	7,516,666.67
06/14/18	0.0820	0.0300	0.002778	1	600,000,000.00	136,666.67	0.00	0.00	0.00	0.00	7,653,333.33
06/15/18	0.0820	0.0300	0.002778	1	600,000,000.00	136,666.67	0.00	0.00	0.00	0.00	7,790,000.00
06/16/18	0.0820	0.0300	0.002778	1	600,000,000.00	136,666.67	0.00	0.00	0.00	0.00	7,926,666.67
06/17/18	0.0820	0.0300	0.002778	1	600,000,000.00	136,666.67	0.00	0.00	0.00	0.00	8,063,333.33
06/18/18	0.0820	0.0300	0.002778	1	600,000,000.00	136,666.67	0.00	0.00	0.00	0.00	8,200,000.00
06/19/18	0.0820	0.0300	0.002778	1	600,000,000.00	136,666.67	0.00	0.00	0.00	0.00	8,336,666.67
06/20/18	0.0820	0.0300	0.002778	1	600,000,000.00	136,666.67	0.00	0.00	0.00	0.00	8,473,333.33
06/21/18	0.0820	0.0300	0.002778	1	600,000,000.00	136,666.67	0.00	0.00	0.00	0.00	8,610,000.00
06/22/18	0.0820	0.0300	0.002778	1	600,000,000.00	136,666.67	0.00	0.00	0.00	0.00	8,746,666.67
06/23/18	0.0820	0.0300	0.002778	1	600,000,000.00	136,666.67	0.00	0.00	0.00	0.00	8,883,333.33
06/24/18	0.0820	0.0300	0.002778	1	600,000,000.00	136,666.67	0.00	0.00	0.00	0.00	9,020,000.00
06/25/18	0.0820	0.0300	0.002778	1	600,000,000.00	136,666.67	0.00	0.00	0.00	0.00	9,156,666.67
06/26/18	0.0820	0.0300	0.002778	1	600,000,000.00	136,666.67	0.00	0.00	0.00	0.00	9,293,333.33
06/27/18	0.0820	0.0300	0.002778	1	600,000,000.00	136,666.67	0.00	0.00	0.00	0.00	9,430,000.00
06/28/18	0.0820	0.0300	0.002778	1	600,000,000.00	136,666.67	0.00	0.00	0.00	0.00	9,566,666.67
06/29/18	0.0820	0.0300	0.002778	1	600,000,000.00	136,666.67	0.00	0.00	0.00	0.00	9,703,333.33
06/30/18	0.0820	0.0300	0.002778	1	600,000,000.00	136,666.67	0.00	0.00	0.00	0.00	9,840,000.00
07/01/18	0.0820	0.0300	0.002778	1	600,000,000.00	136,666.67	0.00	0.00	0.00	0.00	9,976,666.67
07/02/18	0.0820	0.0300	0.002778	1	600,000,000.00	136,666.67	0.00	0.00	0.00	0.00	10,113,333.33
07/03/18	0.0820	0.0300	0.002778	1	600,000,000.00	136,666.67	0.00	0.00	0.00	0.00	10,250,000.00
07/04/18	0.0820	0.0300	0.002778	1	600,000,000.00	136,666.67	0.00	0.00	0.00	0.00	10,386,666.67
07/05/18	0.0820	0.0300	0.002778	1	600,000,000.00	136,666.67	0.00	0.00	0.00	0.00	10,523,333.33
07/06/18				**77**		**10,523,333.33**		**0.00**			**10,523,333.23**

May 14, 2018

TRANSFER REPORT

This Transfer Report has been prepared by Banco do Brasil S.A., for its role as Bond Administrator in connection with the issuance of (a) US$ 2,000,000,000 aggregate principal amount of 6.25% Series 2014-1 Notes due 2024 (the "Series 2014-1 Notes"); (b) R$ 2,400,000,000 aggregate principal amount of 16.25% Series 2014-2 Notes due 2022 (the "Series 2014-2 Notes"), (c) US$ 1,100,000,000 aggregate principal amount of 6.75% Series 2014-3 Notes due 2027 (the "Series 2014-3 Notes"); and (d) US$ 600,000,000 aggregate principal amount of 8.20% Series 2018-1 Notes due 2028 by Rio Oil Finance Trust and in accordance with the terms set forth in the Amended and Restated Indenture dated as of June 20, 2014, and as amended and restated as of April 03, 2018 (the "Indenture"), in the Amended and Restated Series 2014-1 Indenture Supplement and the Amended and Restated Series 2014-2 Indenture Supplement, dated as of June 20, 2014, and as amended and restated as of March 07, 2018, in the Amended and Restated Series 2014-3 Indenture Supplement dated as of November 21, 2014, and as amended and restated as of March 07, 2018, and in the Series 2018-1 Indenture Supplement dated as of April 19, 2018 (the "Indenture Supplements").

Some of the terms set forth in the Indenture and in the Indenture Supplements were amended by that certain Waiver and Amendment Agreement dated as of October 20, 2015 (the "First Waiver and Amendment Agreement"), by that certain Waiver and Amendment Agreement dated as of June 20, 2016 (the "Second Waiver and Amendment Agreement"), by that certain Waiver and Amendment Agreement dated as of October 11, 2016 (the "Third Waiver and Amendment Agreement"), by that certain Rescission and Amendment Agreement dated as of December 05, 2016 (the "Fourth Rescission and Amendment Agreement"), by that certain Rescission and Amendment Agreement dated as of December 04, 2017 (the "Fifth Rescission and Amendment Agreement"), and by that certain Waiver, Rescission and Amendment Agreement dated as of March 07, 2018 (the "Sixth Waiver, Resscission and Amendment Agreement''), and are fully reflected in all calculations of this Transfer Report.

The duties and obligations of Banco do Brasil S.A. is determined solely by the express provisions of the Indenture and the other Transactions Documents which it is a part, such as the responsibility for making all the calculations and determinations including, but not limited to, Transfer Amounts. Banco do Brasil S.A. shall not be liable except for the performance of such duties and obligations.

Banco do Brasil S.A. may conclusively rely as to the truth of the statements and the correctness of the opinions expressed in any Transaction Document and upon any statements, certificates or opinions furnished in writing to Banco do Brasil S.A. pursuant to any of the Transaction Documents and conforming to the requirements of the Transaction Documents. Banco do Brasil S.A. may conclusively rely upon, and shall be protected in acting or refraining from acting upon, and shall not be bound to make any investigation into the facts or matters stated in a written resolution, certificate, statement, instrument, opinion, report, notice, request, consent, order, note, Officer's Certificate, guaranty or other paper or document reasonably believed by it to be genuine and to have been signed or presented by the proper Person(s).

This Transfer Report is addressed exclusively to Citibank N.A. (the Indenture Trustee) to be used as Transfer Instructions of the Revenue Account Waterfall in each Transfer Date.

For the effects of this Transfer Report, the Reais Allocation Date is May 10, 2018, the Reais Transfer Date is May 11, 2018, the Allocation Date is May 14, 2018 and the Transfer Date is May 15, 2018.

The exchange rate for dollar/reais conversion used in this Transfer Report is R$ 3.5970.

Table of Contents

Section (A) – Collections Revenue and Expenses Breakdowns 4

Section (B) – Detailed Collections Account Waterfall 5

Section (C) – Detailed Revenue Account Waterfall 6

Section (D) – Transfer Amounts Details and Supporting Calculations 7

(i) Series 2014-1 Senior Interest Transfer Amount 7
(ii) Series 2014-2 Senior Interest Transfer Amount 8
(iii) Series 2014-3 Senior Interest Transfer Amount 9
(iv) Series 2018-1 Senior Interest Transfer Amount 10
(v) Series 2014-1 Senior Scheduled Principal Transfer Amount 11
(vi) Series 2014-2 Senior Scheduled Principal Transfer Amount 13
(vii) Series 2014-3 Senior Scheduled Principal Transfer Amount 15
(viii) Excess Expenses to the Issuer Expenses 17
(ix) Taxation Expenses Transfer Amount 18

Section (E) – Transaction Accounts Balance 20

Section (F) – Other Information 22

Section (G) – Transfer Instructions 23

Appendix 1 – Class Interest Amount for the Series 2014-1 Notes 24

Appendix 2 – Class Interest Amount for the Series 2014-2 Notes 27

Appendix 3 – Class Interest Amount for the Series 2014-3 Notes 30

Appendix 4 – Class Interest Amount for the Series 2018-1 Notes 33

Defined Terms

"Allocation Date" shall mean, with respect to any Transfer Date, the Business Day which is immediately prior to such Transfer Date.

"Officer's Certificate" shall mean, in the case any of the Issuer and the Sponsor and the Indenture Trustee, a certificate signed by an Authorized Officer or the president or chairman (or other equivalent officer) of such Person or acting on behalf of such Person.

"Person" shall mean any individual, corporation, company, partnership, joint venture, trust, estate, unincorporated association, Governmental Authority or other entity of whatever nature.

"Reais Allocation Date" shall mean, with respect of any Reais Transfer Date, the Business Day which is immediately prior to such Reais Transfer Date.

"Reais Transfer Date" shall mean each Business Day of each calendar month following a Business Day when, as of the Balance Transfer Time for the Bond Administrator, there are available funds in the Collections Account for allocation in accordance with the Indenture.

"Transaction Documents" shall mean, collectively, the Indenture, the Series 2014-1 Notes, the Series 2014-2 Notes, the Series 2014-1 Indenture Supplement, the Series 2014-2 Indenture Supplement, the Bill of Sale, the Royalties Rights Agreement, the Servicing Agreement, the Pledge Agreement, the Trust Agreement, the Initial Oil Revenue and Rights Bill of Sale, the Banco do Brasil Oil Revenue and Rights Bill of Sale, the Caixa Oil Revenue and Rights Bill of Sale, the Instruments and any Indenture Supplements with respect to future Series of Instruments, and any purchase agreement related to the Instruments.

"Transfer Amount" shall mean, as of any Transfer Date, any of the Issuer Expenses Transfer Amount, the Taxation Expenses Transfer Amount, the Servicer Fee Transfer Amount, the Reserve LC Expenses Transfer Amount, any Debt Service Reserve Account Transfer Amount, any Series Senior Interest Transfer Amount for any Series of Securities, any Series Senior Scheduled Principal Transfer Amount for any Series of Securities, any Series Senior Excess Scheduled Principal Transfer Amount for any Series of Securities, any Series Senior Accelerated Principal Transfer Amount for any Series of Securities, any Series Senior Excess Accelerated Principal Transfer amount for any Series of Securities, any Series Subordinated Interest Transfer Amount for any Series of Securities, any Series Subordinated Scheduled Principal Transfer Amount for any Series of Securities, and/or any Series Subordinated Accelerated Principal Transfer Amount for any Series of Securities, each as of such Transfer Date.

"Transfer Date" shall mean each Business Day of each calendar month when there are available funds in the Revenue Account for distribution in accordance with the Revenue Account Waterfall.

"Transfer Instructions" shall have the meaning set forth in Section 4.10(b) of the Indenture, as follow *"On any Reais Transfer Date, prior to transferring any amounts, the Bond Administrator shall (i) first calculate the allocation of funds assuming that (A) the full amount of funds available for transfer on such Reais Transfer Date are allocated for transfer in accordance with the Collections Account Waterfall and (B) the full amount of funds available for transfer on such Transfer Date are allocated for transfer on such Transfer Date in accordance with the Revenue Account Waterfall and the Bond Administrator shall reduce such calculations to written transfer instructions for such Reais Transfer Date, the related Transfer Date or a related Payment Date.*"

Section (A) – Collections Revenue and Expense Breakdowns

The tables below show the total Collections and any other amounts received by the Servicer on such Reais Allocation Date, with respect to the Collateral of the transaction.

RJS Oil Revenues and RJS Oil Revenue Rights	Amount
Royalties – up to 5% (Law Nº 7,990 of December 28, 1989)	R$ 791.946.80
Royalties – more than 5% (Law Nº 9,478 of August 6, 1997)	R$ 581.199.08
Special Participations (Law Nº 9,478 of August 6, 1997)	R$ 1,980,486,471.36
FEP (Special Petroleum Fund) – Law Nº 7,990 and Law Nº 9,478	R$ 0.00
Total amount transfered to RJS Oil Revenues Dedicated Account	**R$ 1,981,859,617.24**

Statutory Oil Revenue Allocations by RJS	Amount
PASEP (Program for the Formation of Assets of Public Servants)	(R$ 19,818,596.16)
FECAM (State Fund for Environmental Conservation and Urban Development) [1]	R$ 0.00
Municipalities within RJS	(R$ 196,006.84)
Brazilian Federal Government (Assignment Agreement of October 29, 1999)	R$ 0.00
Conta B (State Decree Nº 43,783 of September 12, 2012)	R$ 0.00
Total RJS Oil Revenue Allocations	**(R$ 20,014,603.00)**

Assigned Oil Revenues and Assigned Oil Revenue Rights	Amount
RJS Oil Revenues and RJS Oil Revenue Rights	R$ 1,981,859,617.24
RJS Oil Revenue Allocations	(R$ 20,014,603.00)
Net amount transferred to Collections Account	**R$ 1,961,845,014.24**

1) According to the Amendment to the State of Rio de Janeiro Constitution Nº 70 of December 12, 2017 and the State Law Nº 178 of December 20, 2017 (the "FECAM Subordination Legislation"), amounts related to FECAM Allocation are not deducted from Royalties and Special Participations, but instead are allocated according to priority fifteenth of the Revenue Account Waterfall (Section 4.3.(o) of the Indenture).

Section (B) – Detailed Collections Account Waterfall

Collections Account Waterfall		Amount
Priority	**Description**	
First	Taxation Expenses Transfer Amount	(R$ 20,716,780.62)
Second	(i) Servicer Fee Transfer Amount	R$ 0.00
	(ii) Bond Administrator Fees Transfer Amount	R$ 0.00
	(iii) Brazilian Collateral Agent Fees Transfer Amount	R$ 0.00
	(iv) Excess Companhia Securitizadora Expenses Transfer Amount	R$ 0.00
Third	(i) to the Revenue Account	(R$ 188,251,697.03)
	(ii) (A) to the Series 2014-2 Special Series Account	(R$ 33.449.781.54)
	(ii) (B) to the Series 2014-2 Special Debt Service Reserve Account	R$ 0.00
	(ii) (C) to the Special Interest Liquidity Reserve Account	R$ 0.00
	(ii) (D) to the Special Interest Trigger Event Reserve Account	R$ 0.00
	(iii) to the holder of the Sponsor Note and/or RJS	R$ 0.00
Fourth	(i) (A), (B), (C) and (D)	(R$ 10,918,577.64)
	(ii) to the holder of the Sponsor Note and to RJS	(R$ 1,708,508,177.41)
Total Debt		**(R$ 1,961,845,014.24)**

Section (C) – Detailed Revenue Account Waterfall

Revenue Account Waterfall		Amount
Priority	**Description**	
First	Issuer Expenses Transfer Amount	US$ 0.00
Second	To the Series 2014-1 Senior Interest Subaccount	(US$ 1,403,237.92)
	To the Series 2014-2 Senior Interest Subaccount	(US$ 195,740.36)
	To the Series 2014-3 Senior Interest Subaccount	(US$ 910,713.56)
	To the Series 2018-1 Senior Interest Subaccount	(US$ 10,403,448.10)
Third	To the Series 2014-1 Senior Scheduled Principal Subaccount	(US$ 30,968,810.33)
	To the Series 2014-2 Senior Scheduled Principal Subaccount	(US$ 9,103,615.09)
	To the Series 2014-3 Senior Scheduled Principal Subaccount	(US$ 8,649,541.28)
	To the Series 2018-1 Senior Scheduled Principal Subaccount	US$ 0.00
Fourth	To the Series 2014-1 Debt Service Reserve Account	US$ 0.00
	To the Series 2014-2 Debt Service Reserve Account	US$ 0.00
	To the Series 2014-3 Debt Service Reserve Account	US$ 0.00
	To the Series 2018-1 Debt Service Reserve Account	US$ 0.00
Fifth	(i) To the Liquidity Reserve Account	US$ 0.00
	(ii) To the Special Interest Liquidity Reserve Account	US$ 0.00
Sixth	To the Series 2014-1 Senior Accelerated Principal Subaccount	US$ 0.00
	To the Series 2014-2 Senior Accelerated Principal Subaccount	US$ 0.00
	To the Series 2014-3 Senior Accelerated Principal Subaccount	US$ 0.00
	To the Series 2018-1 Senior Accelerated Principal Subaccount	US$ 0.00
Seventh	To the Series 2014-1 Senior Excess Interest Subaccount	US$ 0.00
	To the Series 2014-2 Senior Excess Interest Subaccount	US$ 0.00
	To the Series 2014-3 Senior Excess Interest Subaccount	US$ 0.00
	To the Series 2018-1 Senior Excess Interest Subaccount	US$ 0.00
Eighth	To the Series 2014-1 Senior Excess Scheduled Principal Subaccount	US$ 0.00
	To the Series 2014-2 Senior Excess Scheduled Principal Subaccount	US$ 0.00
	To the Series 2014-3 Senior Excess Scheduled Principal Subaccount	US$ 0.00
	To the Series 2018-1 Senior Excess Scheduled Principal Subaccount	US$ 0.00
Ninth	To the Series 2014-1 Senior Excess Accelerated Principal Subaccount	US$ 0.00
	To the Series 2014-2 Senior Excess Accelerated Principal Subaccount	US$ 0.00
	To the Series 2014-3 Senior Excess Accelerated Principal Subaccount	US$ 0.00
	To the Series 2018-1 Senior Excess Accelerated Principal Subaccount	US$ 0.00
Tenth	(i) to the Trigger Event Reserve Account	US$ 0.00
	(ii) to the Special Interest Trigger Event Reserve Account	US$ 0.00
Eleventh	Not applicable	US$ 0.00
Twelfth	Not applicable	US$ 0.00
Thirteenth	Not applicable	US$ 0.00
Fourteenth	To the Reserve LC Expenses Subaccount	US$ 0.00
Fifteenth	To the holder of the Sponsor Note and to RJS	(US$ 474,981,422.69)
Total Debt		**(US$ 536,616,529.33)**

Section (D) – Transfer Amounts Details and Supporting Calculations

(i) Series 2014-1 Senior Interest Transfer Amount

$$Series\ 2014-1\ Senior\ Interest\ Transfer\ Amount = (a) - (b)$$

$$Series\ 2014-1\ Senior\ Interest\ Required\ Amount = (c)\ x\ \left\{\left[\sum(d)\right] + \left[\sum(e)\right]\right\}$$

$$Class\ Interest\ Amount\ for\ the\ Series\ 2014-1\ Notes = (f) + (g) + (h)$$

$$Current\ Interest\ Due\ for\ the\ Series\ 2014-1\ Notes = \sum\left[(i)\ x\ \frac{1}{(j)}\ x\ (k)\ x\ (l)\right]$$

(a) Series 2014-1 Senior Interest Required Amount
(b) Series 2014-1 Senior Interest Subaccount Balance = US$ 30,107,526.59
(c) Series 2014-1 Senior Fraction = 1
(d) Class Interest Amount for the Series 2014-1 Notes
(e) Pending Additional Amounts Payment Amount for the Series 2014-1 Notes
(f) Current Interest Due for the Series 2014-1 Notes
(g) Overdue Interest for the Series 2014-1 Notes
(h) Capitalized Interest for the Series 2014-1 Notes
(i) Class Interest Rate for the Series 2014-1 Notes = 6.25%
(j) Class Interest Denominator for the Series 2014-1 Notes = 360
(k) Class Daycount Model for the Series 2014-1 Notes = One
(l) Class Principal Balance for the Series 2014-1 Notes = US$ 1,362,627,654.70
(m) Class Interest Overdue Incremental Rate for the Series 2014-1 Notes = 3.00%

<u>Supporting Calculations</u>:

1) Current Interest Due and Capitalized Interest for the Series 2014-1 Notes

Please, see Appendix 1

2) Class Interest Amount for the Series 2014-1 Notes

$$Class\ Interest\ Amount = US\$\ 21{,}291{,}057.10 + US\$\ 0.00 + US\$\ 10{,}219{,}707.41 = \boldsymbol{US\$\ 31{,}510{,}764.51}$$

3) Series 2014-1 Senior Interest Required Amount

$$Series\ 2014-1\ Senior\ Interest\ Required\ Amount = 1\ x\ \{[US\$\ 31{,}510{,}764.51] + [US\$\ 0.00]\}$$

$$Series\ 2014-1\ Senior\ Interest\ Required\ Amount = \boldsymbol{US\$\ 31{,}510{,}764.51}$$

4) Series 2014-1 Senior Interest Transfer Amount *(not pro rata)*

$$Series\ 2014-1\ Senior\ Interest\ Transfer\ Amount = US\$\ 31{,}510{,}764.51 - US\$\ 30{,}107{,}526.59$$

$$Series\ 2014-1\ Senior\ Interest\ Transfer\ Amount = \boldsymbol{US\$\ 1{,}403{,}237.92}$$

Section (D) – Transfer Amounts Details and Supporting Calculations (cont.)

(ii) Series 2014-2 Senior Interest Transfer Amount

$$Series\ 2014-2\ Senior\ Interest\ Transfer\ Amount = (a)-(b)$$

$$Series\ 2014-2\ Senior\ Interest\ Required\ Amount = (c)\ x\ \left\{\left[\sum(d)\right]+\left[\sum(e)\right]\right\}$$

$$Class\ Interest\ Amount\ for\ the\ Series\ 2014-2\ Notes = (f)+(g)+(h)$$

$$Current\ Interest\ Due\ for\ the\ Series\ 2014-2\ Notes = (i)\ x\ \left\{\left[(1+(j))^{\frac{(k)}{(l)}}\right]-1\right\}$$

$$Penalty\ Interest\ for\ the\ Series\ 2014-2\ Notes = (m)+(n)$$

$$Current\ Penalty\ Interest\ for\ the\ Series\ 2014-2\ Notes = \sum\left\{(o)\ x\ \left(\frac{1}{(l)}\right)\ x\ (k)\ x[(i)+(g)+(n)+(p)]\right\}$$

(a) Series 2014-2 Senior Interest Required Amount
(b) Series 2014-2 Senior Interest Subaccount Balance = R$ 22,955,476.64
(c) Series 2014-2 Senior Fraction = 1
(d) Class Interest Amount for the Series 2014-2 Notes
(e) Pending Additional Amounts Payment Amount for the Series 2014-2 Notes
(f) Current Interest Due for the Series 2014-2 Notes
(g) Overdue Interest for the Series 2014-2 Notes
(h) Penalty Interest for the Series 2014-2 Notes
(i) Class Principal Balance for the Series 2014-2 Notes = R$ 524,041,293.52
(j) Class Interest Rate for the Series 2014-2 Notes = 16.25%
(k) Class Daycount Model for the Series 2014-2 Notes = Two
(l) Class Interest Denominator for the Series 2014-2 Notes = 252
(m) Current Penalty Interest for the Series 2014-2 Notes
(n) Overdue Penalty Interest for the Series 2014-2 Notes
(o) Class Penalty Rate for the Series 2014-2 Notes = 3.00%
(p) Overdue Current Penalty Interest for the Series 2014-2 Notes

<u>Supporting Calculations</u>:

1) Current Interest Due and Capitalized Interest for the Series 2014-2 Notes

Please, see Appendix 2

2) Class Interest Amount for the Series 2014-2 Notes

$$Class\ Interest\ Amount = R\$\ 19{,}777{,}553.13 + R\$\ 0.00 + R\$\ 3{,}882{,}001.58 = \boldsymbol{R\$\ 23{,}659{,}554.71}$$

3) Series 2014-2 Senior Interest Required Amount

$$Series\ 2014-2\ Senior\ Interest\ Required\ Amount = 1\ x\ \{[R\$\ 23{,}659{,}554.71]+[R\$\ 0.00]\}$$

$$Series\ 2014-2\ Senior\ Interest\ Required\ Amount = \boldsymbol{R\$\ 23{,}659{,}554.71}$$

4) Series 2014-2 Senior Interest Transfer Amount *(not pro rata)*

$$Series\ 2014-2\ Senior\ Interest\ Transfer\ Amount = R\$\ 23{,}659{,}554.71 - R\$\ 22{,}955{,}476.64$$

$$Series\ 2014-2\ Senior\ Interest\ Transfer\ Amount = \boldsymbol{R\$\ 704{,}078.07}$$

Section (D) – Transfer Amounts Details and Supporting Calculations (cont.)

(iii) Series 2014-3 Senior Interest Transfer Amount

$$Series\ 2014-3\ Senior\ Interest\ Transfer\ Amount = (a) - (b)$$

$$Series\ 2014-3\ Senior\ Interest\ Required\ Amount = (c)\ x\ \left\{\left[\sum(d)\right] + \left[\sum(e)\right]\right\}$$

$$Class\ Interest\ Amount\ for\ the\ Series\ 2014-3\ Notes = (f) + (g) + (h)$$

$$Current\ Interest\ Due\ for\ the\ Series\ 2014-3\ Notes = \sum\left[(i)\ x\ \frac{1}{(j)}\ x\ (k)\ x\ (l)\right]$$

(a) Series 2014-3 Senior Interest Required Amount
(b) Series 2014-3 Senior Interest Subaccount Balance = US$ 19,540,045.60
(c) Series 2014-3 Senior Fraction = 1
(d) Class Interest Amount for the Series 2014-3 Notes
(e) Pending Additional Amounts Payment Amount for the Series 2014-3 Notes
(f) Current Interest Due for the Series 2014-3 Notes
(g) Overdue Interest for the Series 2014-3 Notes
(h) Capitalized Interest for the Series 2014-3 Notes
(i) Class Interest Rate for the Series 2014-3 Notes = 6.75%
(j) Class Interest Denominator for the Series 2014-3 Notes = 360
(k) Class Daycount Model for the Series 2014-3 Notes = One
(l) Class Principal Balance for the Series 2014-3 Notes = US$ 839,005,503.99
(m) Class Interest Overdue Incremental Rate for the Series 2014-3 = 3.00%

<u>Supporting Calculations</u>:

1) Current Interest Due and Capitalized Interest for the Series 2014-3 Notes

Please, see Appendix 3

2) Class Interest Amount for the Series 2014-3 Notes

$$Class\ Interest\ Amount = US\$\ 14{,}158{,}217.88 + US\$\ 0.00 + US\$\ 6{,}292{,}541.28 = \boldsymbol{US\$\ 20{,}450{,}759.16}$$

3) Series 2014-3 Senior Interest Required Amount

$$Series\ 2014-3\ Senior\ Interest\ Required\ Amount = 1\ x\ \{[US\$\ 20{,}450{,}759.16] + [US\$\ 0.00]\}$$

$$Series\ 2014-3\ Senior\ Interest\ Required\ Amount = \boldsymbol{US\$\ 20{,}450{,}759.16}$$

4) Series 2014-3 Senior Interest Transfer Amount *(not pro rata)*

$$Series\ 2014-3\ Senior\ Interest\ Transfer\ Amount = US\$\ 20{,}450{,}759.16 - US\$\ 19{,}540{,}045.60$$

$$Series\ 2014-3\ Senior\ Interest\ Transfer\ Amount = \boldsymbol{US\$\ 910{,}713.56}$$

Section (D) – Transfer Amounts Details and Supporting Calculations (cont.)

(iv) Series 2018-1 Senior Interest Transfer Amount

$$Series\ 2018-1\ Senior\ Interest\ Transfer\ Amount = (a) - (b)$$

$$Series\ 2018-1\ Senior\ Interest\ Required\ Amount = (c)\ x\ \left\{\left[\sum(d)\right] + \left[\sum(e)\right]\right\}$$

$$Class\ Interest\ Amount\ for\ the\ Series\ 2018-1\ Notes = (f) + (g) + (h)$$

$$Current\ Interest\ Due\ for\ the\ Series\ 2018-1\ Notes = \sum\left[(i)\ x\ \frac{1}{(j)}\ x\ (k)\ x\ (l)\right]$$

(a) Series 2018-1 Senior Interest Required Amount
(b) Series 2018-1 Senior Interest Subaccount Balance = US$ 119,885.23
(c) Series 2018-1 Senior Fraction = 1
(d) Class Interest Amount for the Series 2018-1 Notes
(e) Pending Additional Amounts Payment Amount for the Series 2018-1 Notes
(f) Current Interest Due for the Series 2018-1 Notes
(g) Overdue Interest for the Series 2018-1 Notes
(h) Capitalized Interest for the Series 2018-1 Notes
(i) Class Interest Rate for the Series 2018-1 Notes = 8.20%
(j) Class Interest Denominator for the Series 2018-1 Notes = 360
(k) Class Daycount Model for the Series 2018-1 Notes = One
(l) Class Principal Balance for the Series 2018-1 Notes = US$ 600,000,000.00
(m) Class Interest Overdue Incremental Rate for the Series 2018-1 Notes = 2.00%

<u>Supporting Calculations</u>:

1) Current Interest Due and Capitalized Interest for the Series 2018-1 Notes

Please, see Appendix 4

2) Class Interest Amount for the Series 2018-1 Notes

$$Class\ Interest\ Amount = US\$\ 10{,}523{,}333.33 + US\$\ 0.00 + US\$\ 0.00 = \boldsymbol{US\$\ 10{,}523{,}333.33}$$

3) Series 2018-1 Senior Interest Required Amount

$$Series\ 2018-1\ Senior\ Interest\ Required\ Amount = 1\ x\ \{[US\$\ 10{,}523{,}333.33] + [US\$\ 0.00]\}$$

$$Series\ 2018-1\ Senior\ Interest\ Required\ Amount = \boldsymbol{US\$\ 10{,}523{,}333.33}$$

4) Series 2018-1 Senior Interest Transfer Amount *(not pro rata)*

$$Series\ 2018-1\ Senior\ Interest\ Transfer\ Amount = US\$\ 10{,}523{,}333.33 - US\$\ 119{,}885.23$$

$$Series\ 2018-1\ Senior\ Interest\ Transfer\ Amount = \boldsymbol{US\$\ 10{,}403{,}448.10}$$

Section (D) – Transfer Amounts Details and Supporting Calculations (cont.)

(v) Series 2014-1 Senior Scheduled Principal Transfer Amount

$$Series\ 2014-1\ Senior\ Scheduled\ Principal\ Transfer\ Amount = (a) - (b)$$

$$Series\ 2014-1\ Senior\ Scheduled\ Principal\ Required\ Amount = (c)\ x \sum (d)$$

$$Pending\ Scheduled\ Principal\ Amount\ for\ the\ Series\ 2014-1\ Notes = (e) + (f) + (g) + (h)$$

$$Scheduled\ Principal\ Amount\ for\ the\ Series\ 2014-1\ Notes = [(i)\ x\ (j)] - (k)$$

(a) Series 2014-1 Senior Scheduled Principal Required Amount
(b) Series 2014-1 Senior Scheduled Principal Subaccount Balance = US$ 0.00
(c) Series 2014-1 Senior Fraction = 1
(d) Pending Scheduled Principal Amount for the Series 2014-1 Notes
(e) Scheduled Principal Amount for the Series 2014-1 Notes
(f) Any unpaid Scheduled Principal Amount for the Series 2014-1 Notes
(g) Class Sponsor Refund Amount Principal Component for the Series 2014-1 Notes
(h) Class RJS Damages Amount Principal Component for the Series 2014-1 Notes
(i) Class Initial Principal Balance for the Series 2014-1 Notes = US$ 2,000,000,000.00
(j) Decimal equivalent of the fractional percentage for the Series 2014-1 Notes = 0.020
(k) Any prepayment of Principal made as a result of an Early Amortization Period, according to the Section 8.3.(b) of the Indenture

<u>Supporting Calculations</u>:

1) Prepayment of Principal as a result of an Early Amortization Period

$$Scheduled\ Principal\ Reduction =$$

$$\left\{\left[\frac{(US\$\ 2{,}000{,}000{,}000.00\ x\ 0.020)}{US\$\ 1{,}960{,}000{,}000.00}\right] x\ US\$\ 103{,}795{,}555.08\right\} +$$

$$\left\{\left[\frac{(US\$\ 2{,}000{,}000{,}000.00\ x\ 0.020)}{US\$\ 1{,}890{,}000{,}000.00}\right] x\ US\$\ 185{,}884{,}163.13\right\} +$$

$$\left\{\left[\frac{(US\$\ 2{,}000{,}000{,}000.00\ x\ 0.020)}{US\$\ 1{,}860{,}000{,}000.00}\right] x\ US\$\ 129{,}057{,}062.90\right\} +$$

$$\left\{\left[\frac{(US\$\ 2{,}000{,}000{,}000.00\ x\ 0.020)}{US\$\ 1{,}830{,}000{,}000.00}\right] x\ US\$\ 9{,}307{,}195.26\right\}$$

$$Scheduled\ Principal\ Reduction =$$

$$(0.0204081633\ x\ US\$\ 103{,}795{,}555.08) + (0.0211640212\ x\ US\$\ 185{,}884{,}163.13) + (0.0215053763\ x\ US\$\ 129{,}059{,}062.90) + (0.0218579235\ x\ US\$\ 9{,}307{,}195.26) = \boldsymbol{US\$\ 9{,}031{,}189.67}$$

2) Scheduled Principal Amount for the Series 2014-1 Notes

$$Scheduled\ Principal\ Amount = [US\$\ 2{,}000{,}000{,}000.00\ x\ 0.020] - US\$\ 9{,}031{,}189{,}67$$

$$Scheduled\ Principal\ Amount = US\$\ 40{,}000{,}000.00 - US\$\ 9{,}031{,}189.67 = \boldsymbol{US\$\ 30{,}968{,}810.33}$$

3) Pending Scheduled Principal Amount for the Series 2014-1 Notes

$$Pending\ Scheduled\ Principal\ Amount = US\$\ 30{,}968{,}810.33 + US\$\ 0.00 + US\$\ 0.00\ + US\$\ 0.00$$

$$Pending\ Scheduled\ Principal\ Amount = \boldsymbol{US\$\ 30{,}968{,}810.33}$$

Section (D) – Transfer Amounts Details and Supporting Calculations (cont.)

(v) Series 2014-1 Senior Scheduled Principal Transfer Amount (cont.)

4) Series 2014-1 Senior Scheduled Principal Required Amount

$$Senior\ Scheduled\ Principal\ Required\ Amount = 1\ x\ US\$\ 30{,}968{,}810.33$$

$$Senior\ Scheduled\ Principal\ Required\ Amount = \boldsymbol{US\$\ 30{,}968{,}810.33}$$

5) Series 2014-1 Senior Scheduled Principal Transfer Amount

$$Senior\ Scheduled\ Principal\ Transfer\ Amount = US\$\ 30{,}968{,}810.33 - US\$\ 0.00$$

$$Senior\ Scheduled\ Principal\ Transfer\ Amount = \boldsymbol{US\$\ 30{,}968{,}810.33}$$

Section (D) – Transfer Amounts Details and Supporting Calculations (cont.)

(vi) Series 2014-2 Senior Scheduled Principal Transfer Amount

$$Series\ 2014-2\ Senior\ Scheduled\ Principal\ Transfer\ Amount = (a) - (b)$$

$$Series\ 2014-2\ Senior\ Scheduled\ Principal\ Required\ Amount = (c)\ x \sum (d)$$

$$Pending\ Scheduled\ Principal\ Amount\ for\ the\ Series\ 2014-2\ Notes = (e) + (f) + (g) + (h)$$

$$Scheduled\ Principal\ Amount\ for\ the\ Series\ 2014-2\ Notes = [(i)\ x\ (j)] - (k)$$

(a) Series 2014-2 Senior Scheduled Principal Required Amount
(b) Series 2014-2 Senior Scheduled Principal Subaccount Balance = R$ 0.00
(c) Series 2014-2 Senior Fraction = 1
(d) Pending Scheduled Principal Amount for the Series 2014-2 Notes
(e) Scheduled Principal Amount for the Series 2014-2 Notes
(f) Any unpaid Scheduled Principal Amount for the Series 2014-2 Notes
(g) Class Sponsor Refund Amount Principal Component for the Series 2014-2 Notes
(h) Class RJS Damages Amount Principal Component for the Series 2014-2 Notes
(i) Class Initial Principal Balance for the Series 2014-2 Notes = R$ 2,400,000,000.00
(j) Decimal equivalent of the fractional percentage for the Series 2014-2 Notes = 0.03571
(k) Any prepayment of Principal made as a result of an Early Amortization Period, according to the Section 8.3.(b) of the Indenture

<u>Supporting Calculations</u>:

1) Prepayment of Principal as a result of an Early Amortization Period

$$Scheduled\ Principal\ Reduction =$$

$$\left\{\left[\frac{(R\$\ 2{,}400{,}000{,}000.00 - R\$\ 960{,}000{,}000.00)x\ 0.03571}{R\$\ 1{,}182{,}888{,}000.00}\right] x\ R\$\ 146{,}266{,}499.10\right\} +$$

$$\left\{\left[\frac{(R\$\ 2{,}400{,}000{,}000.00 - R\$\ 960{,}000{,}000.00)\ x\ 0.03571}{R\$\ 1{,}028{,}620{,}800.00}\right] x\ R\$\ 135{,}754{,}367.55\right\} +$$

$$\left\{\left[\frac{(R\$\ 2{,}400{,}000{,}000.00 - R\$\ 960{,}000{,}000.00)\ x\ 0.03571}{R\$\ 977{,}198{,}400.00}\right] x\ R\$\ 95{,}729{,}872.61\right\} +$$

$$\left\{\left[\frac{(R\$\ 2{,}400{,}000{,}000.00 - R\$\ 960{,}000{,}000.00)\ x\ 0.03571}{R\$\ 925{,}776{,}000.00}\right] x\ R\$\ 8{,}895{,}659.18\right\}$$

$$Scheduled\ Principal\ Reduction =$$

$$(0.0434719094\ x\ R\$\ 146{,}266{,}499.10) + (0.0499916004\ x\ R\$\ 135{,}754{,}367.55) + (0.0526222720\ x\ R\$\ 95{,}729{,}872.61)$$

$$+ (0.0555451859\ x\ R\$\ 8{,}895{,}659.18) = \boldsymbol{R\$\ 18{,}676{,}696.53}$$

2) Scheduled Principal Amount for the Series 2014-2 Notes

$$Scheduled\ Principal\ Amount = [(R\$\ 2{,}400{,}000{,}000.00 - R\$\ 960{,}000{,}000.00)\ x\ 0.03571] - R\$\ 18{,}676{,}696.53$$

$$Scheduled\ Principal\ Amount = R\$\ 51{,}422{,}400.00 - R\$\ 18{,}676{,}696.53 = \boldsymbol{R\$\ 32{,}745{,}703.47}$$

3) Pending Scheduled Principal Amount for the Series 2014-2 Notes

$$Pending\ Scheduled\ Principal\ Amount = R\$\ 32{,}745{,}703.47 + R\$\ 0.00 + R\$\ 0.00\ + R\$\ 0.00$$

$$Pending\ Scheduled\ Principal\ Amount = \boldsymbol{R\$\ 32{,}745{,}703.47}$$

Section (D) – Transfer Amounts Details and Supporting Calculations (cont.)

(vi) Series 2014-2 Senior Scheduled Principal Transfer Amount (cont.)

4) Series 2014-2 Senior Scheduled Principal Required Amount

$$Senior\ Scheduled\ Principal\ Required\ Amount = 1\ x\ R\$\ 32{,}745{,}703.47$$

$$Senior\ Scheduled\ Principal\ Required\ Amount = \boldsymbol{R\$\ 32{,}745{,}703.47}$$

5) Series 2014-2 Senior Scheduled Principal Transfer Amount

$$Senior\ Scheduled\ Principal\ Transfer\ Amount = R\$\ 32{,}745{,}703.47 - US\$\ 0.00$$

$$Senior\ Scheduled\ Principal\ Transfer\ Amount = \boldsymbol{R\$\ 32{,}745{,}703.47}$$

Section (D) – Transfer Amounts Details and Supporting Calculations (cont.)

(vii) Series 2014-3 Senior Scheduled Principal Transfer Amount

$$Series\ 2014-3\ Senior\ Scheduled\ Principal\ Transfer\ Amount = (a) - (b)$$

$$Series\ 2014-3\ Senior\ Scheduled\ Principal\ Required\ Amount = (c)\ x \sum (d)$$

$$Pending\ Scheduled\ Principal\ Amount\ for\ the\ Series\ 2014-3\ Notes = (e) + (f) + (g) + (h)$$

$$Scheduled\ Principal\ Amount\ for\ the\ Series\ 2014-3\ Notes = [(i)\ x\ (j)] - (k)$$

(a) Series 2014-3 Senior Scheduled Principal Required Amount
(b) Series 2014-3 Senior Scheduled Principal Subaccount Balance = US$ 0.00
(c) Series 2014-3 Senior Fraction = 1
(d) Pending Scheduled Principal Amount for the Series 2014-3 Notes
(e) Scheduled Principal Amount for the Series 2014-3 Notes
(f) Any unpaid Scheduled Principal Amount for the Series 2014-3 Notes
(g) Class Sponsor Refund Amount Principal Component for the Series 2014-3 Notes
(h) Class RJS Damages Amount Principal Component for the Series 2014-3 Notes
(i) Class Initial Principal Balance for the Series 2014-3 Notes = US$ 1,100,000,000.00
(j) Decimal equivalent of the fractional percentage for the Series 2014-3 Notes = 0.010
(k) Any prepayment of Principal made as a result of an Early Amortization Period, according to the Section 8.3.(b) of the Indenture

<u>Supporting Calculations</u>:

1) Prepayment of Principal as a result of an Early Amortization Period

$$Scheduled\ Principal\ Reduction =$$

$$\left\{\left[\frac{(US\$\ 1{,}100{,}000{,}000.00\ x\ 0.010)}{US\$\ 1{,}100{,}000{,}000.00}\right] x\ US\$\ 163{,}811{,}783.37\right\} +$$

$$\left\{\left[\frac{(US\$\ 1{,}100{,}000{,}000.00\ x\ 0.010)}{US\$\ 1{,}094{,}500{,}000.00}\right] x\ US\$\ 65{,}835{,}487.61\right\} +$$

$$\left\{\left[\frac{(US\$\ 1{,}100{,}000{,}000.00\ x\ 0.010)}{US\$\ 1{,}089{,}000{,}000.00}\right] x\ US\$\ 5{,}017{,}091.90\right\}$$

$$Scheduled\ Principal\ Reduction =$$

$$(0.010\ x\ US\$\ 163{,}811{,}783.37) + (0.0100502513\ x\ US\$\ 65{,}835{,}487.61) + (0.0101010101\ x\ US\$\ 5{,}017{,}091.90)$$

$$= \boldsymbol{US\$\ 2{,}350{,}458.72}$$

2) Scheduled Principal Amount for the Series 2014-3 Notes

$$Scheduled\ Principal\ Amount = [US\$\ 1{,}100{,}000{,}000.00\ x\ 0.010] - US\$\ 2{,}350{,}458.72$$

$$Scheduled\ Principal\ Amount = US\$\ 11{,}000{,}000.00 - US\$\ 2{,}350{,}458.72 = \boldsymbol{US\$\ 8{,}649{,}541.28}$$

3) Pending Scheduled Principal Amount for the Series 2014-3 Notes

$$Pending\ Scheduled\ Principal\ Amount = US\$\ 8{,}649{,}541.28 + US\$\ 0.00 + US\$\ 0.00\ + US\$\ 0.00$$

$$Pending\ Scheduled\ Principal\ Amount = \boldsymbol{US\$\ 8{,}649{,}541.28}$$

Section (D) – Transfer Amounts Details and Supporting Calculations (cont.)

(vii) Series 2014-3 Senior Scheduled Principal Transfer Amount (cont.)

4) Series 2014-3 Senior Scheduled Principal Required Amount

$$Senior\ Scheduled\ Principal\ Required\ Amount = 1\ x\ US\$\ 8{,}659{,}241.49$$

$$Senior\ Scheduled\ Principal\ Required\ Amount = \boldsymbol{US\$\ 8{,}659{,}241.49}$$

5) Series 2014-3 Senior Scheduled Principal Transfer Amount

$$Senior\ Scheduled\ Principal\ Transfer\ Amount = US\$\ 8{,}659{,}241.49 - US\$\ 0.00$$

$$Senior\ Scheduled\ Principal\ Transfer\ Amount = \boldsymbol{US\$\ 8{,}659{,}241.49}$$

Section (D) – Transfer Amounts Details and Supporting Calculations (cont.)

(viii) Excess Expenses to the Issuer Expenses

Service Provider	BB Securities Ltd.
Description	Expenses reimbursements and advisory fee for the 5th and 6th waivers execution
Expense	Advisory Fee and Expenses Reimbursements
Source	As detailed below
Total Amount Due	**US$ 3,027,967.79**

Supporting Calculations:

Invoice No. 2018/42 – US$ 17,514.36
Legal Fees (Souza, Cescon, Barrieu e Flesch Sociedade de Advogados – Invoice No. 152525)

Invoices No. 2018/37 – US$ 38,364.95
Invoices No. 2018/38 – US$ 19,500.00
Legal Fees (Cleary Gottlieb Steen & Hamilton LLP – Invoices No. 634675 and 641324)

Invoice No. 2018/39 – US$ 50,000.00
Legal Fees (Clifford Chance US LLP – Invoice No. 758010072905)

Invoice No. 2018/40 – US$ 137,814.63
Legal Fees (Hogan Lovells US LLP – Invoice No. 20600002166)

Invoice No. 2018/25 – US$ 150,000.00
Rating Assessment Fee (Fitch Ratings – Invoice No. 7149010734)

Invoice No. 2018/41 – US$ 160,000.00
Rating Evaluation Service Fee (Standard and Poors Global Ratings – Invoice No. 29004869)

Invoice No. 2018/32 – US$ 2,454,773.85
Advisory Fee

Service Provider	Baker Tilly Virchow Krause, LLP
Description	Services related to tax returns declarations for the issuer
Expense	Accounting Services
Source	Invoice BT1160922
Total Amount Due	**US$ 7,500.00**

Total Excess Expenses to the Issuer Expenses

$$US\$\ 3{,}027{,}967.79 + US\$\ 7{,}500.00 = \boldsymbol{US\$\ 3{,}035{,}467.79}$$

Section (D) – Transfer Amounts Details and Supporting Calculations (cont.)

(ix) Taxation Expenses Transfer Amount

1) All funds transferred from Brazil to the Issuer abroad and/or from the Issuer abroad to Brazil are subject to IOF (*Imposto sobre Operações de Crédito, Câmbio e Seguros ou relativos a Títulos ou Valores Mobiliários*) at the rate of 0.38%;

2) All funds transferred from Brazil to the Issuer abroad are subject to IRRF (*Imposto de Renda Retido na Fonte*) at the rate of 15.00%, for the amounts other than related to a portion of Principal Payments that does not represent capital gain as a consequence of exchange rate movement, to fund the Debt Service Reserve Account, to fund the Liquidity Reserve Account and to fund the Trigger Event Reserve Account;

3) All funds drawn from the Debt Service Reserve Account, from the Liquidity Reserve Account and from the Trigger Event Reserve Account outside Brazil to be used for Interest Payment and for the portion of Principal Payment that represents capital gain as a consequence of exchange rate movement are subject to IRRF (*Imposto de Renda Retido na Fonte*) at the rate of 15,00%.

<u>Supporting Calculations</u>:

1) IOF

$$IOF = Amount\ Wired\ Offshore\ x\ 0.38\%$$

$$IOF = US\$\ 55{,}371{,}218.98\ x\ 0.38\% = \boldsymbol{US\$\ 210{,}410.63}\ (\boldsymbol{R\$\ 756{,}847.04})$$

2) IRRF

i. Over the funds transferred to the Issuer outside Brazil

(a) Portion of Principal Payments that does not represent capital gain

<u>For the Series 2014-1</u>:

Principal Payment: US$ 30,968,810.33
FX Rate (as of 05/11/2018): R$ 3.5970
Acquisition Cost (as of 06/20/2014): R$ 4,148,415,853.35
Initial Principal Amount: US$ 2,000,000,000.00

$$Portion\ of\ Principal\ Payments = \frac{\left[Acquisition\ Cost\ x\left(\frac{Principal\ Payment}{Initial\ Principal\ Amount}\right)\right]}{FX\ Rate}$$

$$Portion\ of\ Principal\ Payments = \frac{\left[R\$\ 4{,}148{,}415{,}853.35\ x\left(\frac{US\$\ 30{,}968{,}810.33}{US\$\ 2{,}000{,}000{,}000.00}\right)\right]}{R\$\ 3.5970} = \boldsymbol{US\$\ 17{,}858{,}146.20}$$

Section (D) – Transfer Amounts Details and Supporting Calculations (cont.)

(ix) Taxation Expenses Transfer Amount (cont.)

<u>For the Series 2014-3</u>:

Principal Payment: US$ 8,649,541.28
FX Rate (as of 05/11/2018): R$ 3.5970
Acquisition Cost (as of 06/20/2014): R$ 2,775,991,813.41
Initial Principal Amount: US$ 1,100,000,000.00

$$Portion\ of\ Principal\ Payments = \frac{\left[Acquisition\ Cost\ x\left(\frac{Principal\ Payment}{Initial\ Principal\ Amount}\right)\right]}{FX\ Rate}$$

$$Portion\ of\ Principal\ Payments = \frac{\left[R\$\ 2{,}775{,}991{,}813.41\ x\left(\frac{US\$\ 8{,}649{,}541.28)}{US\$\ 1{,}100{,}000{,}000.00}\right)\right]}{R\$\ 3.5970} = \boldsymbol{US\$\ 6{,}068{,}454.97}$$

$$Total\ Portion\ of\ Principal\ Payments = US\$\ 17{,}858{,}146.20 + US\$\ 6{,}068{,}454.97 = \boldsymbol{US\$\ 23{,}926{,}601.17}$$

(a) Deductions

$$Deductions = Portion\ of\ Principal\ Payments + Debt\ Service\ Reserve\ Account + Liquidity\ Reserve\ Account + Trigger\ Event\ Reserve\ Account$$

$$Deductions = US\$\ 23{,}926{,}601.17 + US\$\ 0.00 + US\$\ 0.00 + US\$\ 0.00 = \boldsymbol{US\$\ 23{,}926{,}601.17}$$

(b) Amount subject to Tax

$$Amount\ subject\ to\ Tax = Amount\ transferred\ to\ the\ Issuer\ outside\ Brazil - Deductions$$

$$Amount\ subject\ to\ Tax = US\$\ 55{,}371{,}218.98 - US\$\ 23{,}926{,}601.17 = \boldsymbol{US\$\ 31{,}444{,}617.81}$$

(c) IRRF

$$IRRF = \left[\frac{(b)}{(1 - 0.15)}\right] - (b)$$

$$IRRF = \left[\frac{US\$\ 31{,}444{,}617.81}{(0.85)}\right] - US\$\ 31{,}444{,}617.81 = \boldsymbol{US\$\ 5{,}549{,}050.20\ (R\$\ 19{,}959{,}933.58)}$$

Total Taxation Expenses

$$US\$\ 210{,}410.63 + US\$\ 5{,}549{,}050.20 = \boldsymbol{US\$\ 5{,}759{,}460.83\ (R\$\ 20{,}716{,}780.62)}$$

Section (E) – Transaction Accounts Balance

Collections Account		Amount
Date	Description	
05/03/18	Balance	R$ 0.00
05/11/18	Assigned Oil Revenues and Assigned Oil Revenue Rights	R$ 1,961,845,014.24
05/11/18	Taxation Expenses Transfer Amount	(R$ 20,716,780.62)
05/11/18	To the Series 2014-1 Senior Interest Subaccount	(R$ 5,047,446.80)
05/11/18	To the Series 2014-2 Senior Interest Subaccount	(R$ 704,078.07)
05/11/18	To the Series 2014-3 Senior Interest Subaccount	(R$ 3,275,836.68)
05/11/18	To the Series 2018-1 Senior Interest Subaccount	(R$ 37,421,202.82)
05/11/18	To the Series 2014-1 Scheduled Principal Subaccount	(R$ 111,394,810.75)
05/11/18	To the Series 2014-2 Scheduled Principal Subaccount	(R$ 32,745,703.47)
05/11/18	To the Series 2014-3 Scheduled Principal Subaccount	(R$ 31,112,399.98)
05/11/18	Excess Expenses to the Issuer Expenses	(R$ 10,918,577.64)
05/11/18	To the holder of the Sponsor Note and to RJS	(R$ 1,708,508,177.41)
Final Balance as of the close of business of May 11, 2018		**R$ 0.00**

Series 2014-2 Special Series Account		Amount
Date	Description	
05/03/18	Balance	R$ 22,946,262.32
05/11/18	Eligible Investments	R$ 9,214.32
05/11/18	Series 2014-2 Senior Interest Subaccount	R$ 704,078.07
05/11/18	Series 2014-2 Senior Interest Subaccount	R$ 32,745,703.47
Final Balance as of the close of business of May 11, 2018		**R$ 56,405.258.18**

Series 2014-2 Special Debt Service Reserve Account		Amount
Date	Description	
05/03/18	Balance	R$ 170,197,994.00
Final Balance as of the close of business of May 11, 2018		**R$ 170,197,994.00**

Special Interest Liquidity Reserve Account		Amount
Date	Description	
05/03/18	Balance	R$ 0.00
Final Balance as of the close of business of May 11, 2018		**R$ 0.00**

Section (E) – Transaction Accounts Balance (cont.)

Special Interest Trigger Event Reserve Account		Amount
Date	Description	
05/03/18	Balance	R$ 0.00
Final Balance as of the close of business of May 11, 2018		**R$ 0.00**

Section (F) – Other Information

Events	Y / N
Has any Event of Default occurred or continued as of the close of business for the Indenture Trustee on the related Allocation Date?	No
Has any Trigger Event occurred or continued as of the close of business for the Indenture Trustee on the related Allocation Date?	No
Has any Bond Administrator Replacement Event occurred or continued as of the close of business for the Indenture Trustee on the related Allocation Date?	No
Has any Servicer Replacement Event occurred or continued as of the close of business for the Indenture Trustee on the related Allocation Date?	No
Has any Event of Default been declared as of the close of business for the Indenture Trustee on the related Allocation Date?	No
Has any Early Amortization Period been declared as of the close of business for the Indenture Trustee on the related Allocation Date?	No
Has there been the occurrence of conditions which give rise to any Sponsor Refund Obligations or any RJS Damages as of the close of business for the Indenture Trustee on the related Allocation Date?	No

Section (G) – Transfer Instructions

Transaction: Funds to the Senior Interest Subaccount			Amount
Type	Account	Name	
Debt	11249600	Revenue Account	(US$ 12,717,399.58)
Credit	11250200	Series 2014-1 Series Account	US$ 1,403,237.92
Credit	11348400	Series 2014-3 Series Account	US$ 910,713.56
Credit	12025400	Series 2018-1 Series Account	US$ 10,403,448.10

Transaction: Funds to the Scheduled Principal Subaccount			Amount
Type	Account	Name	
Debt	11249600	Revenue Account	(US$ 39,618,351.61)
Credit	11250200	Series 2014-1 Series Account	US$ 30,968,810.33
Credit	11348400	Series 2014-3 Series Account	US$ 8,649,541.28

Transaction: Funds to the Issuer Expenses Subaccount			Amount
Type	Account	Name	
Debt	11249600	Revenue Account	(US$ 3,035,467.79)
Credit	11265100	Issuer Expenses Subaccount	US$ 3,035,467.79

Appendix 1

Class Interest Amount for the Series 2014-1 Notes

Date	Class Interest			Daycount	Class Principal Balance	Current Interest Due	Overdue Interest	Current Capitalized Interest	Overdue Capitalized Interest	Capitalized Interest	Class Interest Amount
	Rate	Overdue Incremental Rate	Denominator								
	6.25%	3.00%	360		EoD		EoD		EoD		
04/06/18	0.0625	0.0300	0.002778	1	1,362,627,654.70	236,567.30	0.00	113,552.30	0.00	113,552.30	350.119,61
04/07/18	0.0625	0.0300	0.002778	1	1,362,627,654.70	236,567.30	0.00	113,552.30	0.00	113,552.30	700.239,21
04/08/18	0.0625	0.0300	0.002778	1	1,362,627,654.70	236,567.30	0.00	113,552.30	0.00	113,552.30	1.050.358,82
04/09/18	0.0625	0.0300	0.002778	1	1,362,627,654.70	236,567.30	0.00	113,552.30	0.00	113,552.30	1.400.478,42
04/10/18	0.0625	0.0300	0.002778	1	1,362,627,654.70	236,567.30	0.00	113,552.30	0.00	113,552.30	1.750.598,03
04/11/18	0.0625	0.0300	0.002778	1	1,362,627,654.70	236,567.30	0.00	113,552.30	0.00	113,552.30	2.100.717,63
04/12/18	0.0625	0.0300	0.002778	1	1,362,627,654.70	236,567.30	0.00	113,552.30	0.00	113,552.30	2.450.837,24
04/13/18	0.0625	0.0300	0.002778	1	1,362,627,654.70	236,567.30	0.00	113,552.30	0.00	113,552.30	2.800.956,85
04/14/18	0.0625	0.0300	0.002778	1	1,362,627,654.70	236,567.30	0.00	113,552.30	0.00	113,552.30	3.151.076,45
04/15/18	0.0625	0.0300	0.002778	1	1,362,627,654.70	236,567.30	0.00	113,552.30	0.00	113,552.30	3.501.196,06
04/16/18	0.0625	0.0300	0.002778	1	1,362,627,654.70	236,567.30	0.00	113,552.30	0.00	113,552.30	3.851.315,66
04/17/18	0.0625	0.0300	0.002778	1	1,362,627,654.70	236,567.30	0.00	113,552.30	0.00	113,552.30	4.201.435,27
04/18/18	0.0625	0.0300	0.002778	1	1,362,627,654.70	236,567.30	0.00	113,552.30	0.00	113,552.30	4.551.554,87
04/19/18	0.0625	0.0300	0.002778	1	1,362,627,654.70	236,567.30	0.00	113,552.30	0.00	113,552.30	4.901.674,48
04/20/18	0.0625	0.0300	0.002778	1	1,362,627,654.70	236,567.30	0.00	113,552.30	0.00	113,552.30	5.251.794,09
04/21/18	0.0625	0.0300	0.002778	1	1,362,627,654.70	236,567.30	0.00	113,552.30	0.00	113,552.30	5.601.913,69
04/22/18	0.0625	0.0300	0.002778	1	1,362,627,654.70	236,567.30	0.00	113,552.30	0.00	113,552.30	5.952.033,30
04/23/18	0.0625	0.0300	0.002778	1	1,362,627,654.70	236,567.30	0.00	113,552.30	0.00	113,552.30	6.302.152,90
04/24/18	0.0625	0.0300	0.002778	1	1,362,627,654.70	236,567.30	0.00	113,552.30	0.00	113,552.30	6.652.272,51
04/25/18	0.0625	0.0300	0.002778	1	1,362,627,654.70	236,567.30	0.00	113,552.30	0.00	113,552.30	7.002.392,11
04/26/18	0.0625	0.0300	0.002778	1	1,362,627,654.70	236,567.30	0.00	113,552.30	0.00	113,552.30	7.352.511,72
04/27/18	0.0625	0.0300	0.002778	1	1,362,627,654.70	236,567.30	0.00	113,552.30	0.00	113,552.30	7.702.631,33
04/28/18	0.0625	0.0300	0.002778	1	1,362,627,654.70	236,567.30	0.00	113,552.30	0.00	113,552.30	8.052.750,93
04/29/18	0.0625	0.0300	0.002778	1	1,362,627,654.70	236,567.30	0.00	113,552.30	0.00	113,552.30	8.402.870,54
04/30/18	0.0625	0.0300	0.002778	1	1,362,627,654.70	236,567.30	0.00	113,552.30	0.00	113,552.30	8.752.990,14
05/01/18	0.0625	0.0300	0.002778	1	1,362,627,654.70	236,567.30	0.00	113,552.30	0.00	113,552.30	9.103.109,75
05/02/18	0.0625	0.0300	0.002778	1	1,362,627,654.70	236,567.30	0.00	113,552.30	0.00	113,552.30	9.453.229,35
05/03/18	0.0625	0.0300	0.002778	1	1,362,627,654.70	236,567.30	0.00	113,552.30	0.00	113,552.30	9.803.348,96
05/04/18	0.0625	0.0300	0.002778	1	1,362,627,654.70	236,567.30	0.00	113,552.30	0.00	113,552.30	10.153.468,57
05/05/18	0.0625	0.0300	0.002778	1	1,362,627,654.70	236,567.30	0.00	113,552.30	0.00	113,552.30	10.503.588,17
05/06/18	0.0625	0.0300	0.002778	1	1,362,627,654.70	236,567.30	0.00	113,552.30	0.00	113,552.30	10.853.707,78

Appendix 1 (cont.)

Class Interest Amount for the Series 2014-1 Notes (cont.)

Date	Class Interest			Daycount	Class Principal Balance	Current Interest Due	Overdue Interest	Current Capitalized Interest	Overdue Capitalized Interest	Capitalized Interest	Class Interest Amount
	Rate	Overdue Incremental Rate	Denominator								
	6.25%	3.00%	360		EoD		EoD		EoD		
05/07/18	0.0625	0.0300	0.002778	1	1,362,627,654.70	236,567.30	0.00	113,552.30	0.00	113,552.30	11.203.827,38
05/08/18	0.0625	0.0300	0.002778	1	1,362,627,654.70	236,567.30	0.00	113,552.30	0.00	113,552.30	11.553.946,99
05/09/18	0.0625	0.0300	0.002778	1	1,362,627,654.70	236,567.30	0.00	113,552.30	0.00	113,552.30	11.904.066,59
05/10/18	0.0625	0.0300	0.002778	1	1,362,627,654.70	236,567.30	0.00	113,552.30	0.00	113,552.30	12.254.186,20
05/11/18	0.0625	0.0300	0.002778	1	1,362,627,654.70	236,567.30	0.00	113,552.30	0.00	113,552.30	12.604.305,81
05/12/18	0.0625	0.0300	0.002778	1	1,362,627,654.70	236,567.30	0.00	113,552.30	0.00	113,552.30	12.954.425,41
05/13/18	0.0625	0.0300	0.002778	1	1,362,627,654.70	236,567.30	0.00	113,552.30	0.00	113,552.30	13.304.545,02
05/14/18	0.0625	0.0300	0.002778	1	1,362,627,654.70	236,567.30	0.00	113,552.30	0.00	113,552.30	13.654.664,62
05/15/18	0.0625	0.0300	0.002778	1	1,362,627,654.70	236,567.30	0.00	113,552.30	0.00	113,552.30	14.004.784,23
05/16/18	0.0625	0.0300	0.002778	1	1,362,627,654.70	236,567.30	0.00	113,552.30	0.00	113,552.30	14.354.903,83
05/17/18	0.0625	0.0300	0.002778	1	1,362,627,654.70	236,567.30	0.00	113,552.30	0.00	113,552.30	14.705.023,44
05/18/18	0.0625	0.0300	0.002778	1	1,362,627,654.70	236,567.30	0.00	113,552.30	0.00	113,552.30	15.055.143,05
05/19/18	0.0625	0.0300	0.002778	1	1,362,627,654.70	236,567.30	0.00	113,552.30	0.00	113,552.30	15.405.262,65
05/20/18	0.0625	0.0300	0.002778	1	1,362,627,654.70	236,567.30	0.00	113,552.30	0.00	113,552.30	15.755.382,26
05/21/18	0.0625	0.0300	0.002778	1	1,362,627,654.70	236,567.30	0.00	113,552.30	0.00	113,552.30	16.105.501,86
05/22/18	0.0625	0.0300	0.002778	1	1,362,627,654.70	236,567.30	0.00	113,552.30	0.00	113,552.30	16.455.621,47
05/23/18	0.0625	0.0300	0.002778	1	1,362,627,654.70	236,567.30	0.00	113,552.30	0.00	113,552.30	16.805.741,07
05/24/18	0.0625	0.0300	0.002778	1	1,362,627,654.70	236,567.30	0.00	113,552.30	0.00	113,552.30	17.155.860,68
05/25/18	0.0625	0.0300	0.002778	1	1,362,627,654.70	236,567.30	0.00	113,552.30	0.00	113,552.30	17.505.980,29
05/26/18	0.0625	0.0300	0.002778	1	1,362,627,654.70	236,567.30	0.00	113,552.30	0.00	113,552.30	17.856.099,89
05/27/18	0.0625	0.0300	0.002778	1	1,362,627,654.70	236,567.30	0.00	113,552.30	0.00	113,552.30	18.206.219,50
05/28/18	0.0625	0.0300	0.002778	1	1,362,627,654.70	236,567.30	0.00	113,552.30	0.00	113,552.30	18.556.339,10
05/29/18	0.0625	0.0300	0.002778	1	1,362,627,654.70	236,567.30	0.00	113,552.30	0.00	113,552.30	18.906.458,71
05/30/18	0.0625	0.0300	0.002778	0	1,362,627,654.70	0.00	0.00	0.00	0.00	0.00	18.906.458,71
05/31/18	0.0625	0.0300	0.002778	1	1,362,627,654.70	236,567.30	0.00	113,552.30	0.00	113,552.30	19.256.578,31
06/01/18	0.0625	0.0300	0.002778	1	1,362,627,654.70	236,567.30	0.00	113,552.30	0.00	113,552.30	19.606.697,92
06/02/18	0.0625	0.0300	0.002778	1	1,362,627,654.70	236,567.30	0.00	113,552.30	0.00	113,552.30	19.956.817,53
06/03/18	0.0625	0.0300	0.002778	1	1,362,627,654.70	236,567.30	0.00	113,552.30	0.00	113,552.30	20.306.937,13
06/04/18	0.0625	0.0300	0.002778	1	1,362,627,654.70	236,567.30	0.00	113,552.30	0.00	113,552.30	20.657.056,74
06/05/18	0.0625	0.0300	0.002778	1	1,362,627,654.70	236,567.30	0.00	113,552.30	0.00	113,552.30	21.007.176,34
06/06/18	0.0625	0.0300	0.002778	1	1,362,627,654.70	236,567.30	0.00	113,552.30	0.00	113,552.30	21.357.295,95

Appendix 1 (cont.)

Class Interest Amount for the Series 2014-1 Notes (cont.)

Date	Class Interest			Daycount	Class Principal Balance	Current Interest Due	Overdue Interest	Current Capitalized Interest	Overdue Capitalized Interest	Capitalized Interest	Class Interest Amount
	Rate	Overdue Incremental Rate	Denominator								
	6.25%	3.00%	360		EoD		EoD		EoD		
06/07/18	0.0625	0.0300	0.002778	1	1,362,627,654.70	236,567.30	0.00	113,552.30	0.00	113,552.30	21.707.415,55
06/08/18	0.0625	0.0300	0.002778	1	1,362,627,654.70	236,567.30	0.00	113,552.30	0.00	113,552.30	22.057.535,16
06/09/18	0.0625	0.0300	0.002778	1	1,362,627,654.70	236,567.30	0.00	113,552.30	0.00	113,552.30	22.407.654,77
06/10/18	0.0625	0.0300	0.002778	1	1,362,627,654.70	236,567.30	0.00	113,552.30	0.00	113,552.30	22.757.774,37
06/11/18	0.0625	0.0300	0.002778	1	1,362,627,654.70	236,567.30	0.00	113,552.30	0.00	113,552.30	23.107.893,98
06/12/18	0.0625	0.0300	0.002778	1	1,362,627,654.70	236,567.30	0.00	113,552.30	0.00	113,552.30	23.458.013,58
06/13/18	0.0625	0.0300	0.002778	1	1,362,627,654.70	236,567.30	0.00	113,552.30	0.00	113,552.30	23.808.133,19
06/14/18	0.0625	0.0300	0.002778	1	1,362,627,654.70	236,567.30	0.00	113,552.30	0.00	113,552.30	24.158.252,79
06/15/18	0.0625	0.0300	0.002778	1	1,362,627,654.70	236,567.30	0.00	113,552.30	0.00	113,552.30	24.508.372,40
06/16/18	0.0625	0.0300	0.002778	1	1,362,627,654.70	236,567.30	0.00	113,552.30	0.00	113,552.30	24.858.492,01
06/17/18	0.0625	0.0300	0.002778	1	1,362,627,654.70	236,567.30	0.00	113,552.30	0.00	113,552.30	25.208.611,61
06/18/18	0.0625	0.0300	0.002778	1	1,362,627,654.70	236,567.30	0.00	113,552.30	0.00	113,552.30	25.558.731,22
06/19/18	0.0625	0.0300	0.002778	1	1,362,627,654.70	236,567.30	0.00	113,552.30	0.00	113,552.30	25.908.850,82
06/20/18	0.0625	0.0300	0.002778	1	1,362,627,654.70	236,567.30	0.00	113,552.30	0.00	113,552.30	26.258.970,43
06/21/18	0.0625	0.0300	0.002778	1	1,362,627,654.70	236,567.30	0.00	113,552.30	0.00	113,552.30	26.609.090,03
06/22/18	0.0625	0.0300	0.002778	1	1,362,627,654.70	236,567.30	0.00	113,552.30	0.00	113,552.30	26.959.209,64
06/23/18	0.0625	0.0300	0.002778	1	1,362,627,654.70	236,567.30	0.00	113,552.30	0.00	113,552.30	27.309.329,25
06/24/18	0.0625	0.0300	0.002778	1	1,362,627,654.70	236,567.30	0.00	113,552.30	0.00	113,552.30	27.659.448,85
06/25/18	0.0625	0.0300	0.002778	1	1,362,627,654.70	236,567.30	0.00	113,552.30	0.00	113,552.30	28.009.568,46
06/26/18	0.0625	0.0300	0.002778	1	1,362,627,654.70	236,567.30	0.00	113,552.30	0.00	113,552.30	28.359.688,06
06/27/18	0.0625	0.0300	0.002778	1	1,362,627,654.70	236,567.30	0.00	113,552.30	0.00	113,552.30	28.709.807,67
06/28/18	0.0625	0.0300	0.002778	1	1,362,627,654.70	236,567.30	0.00	113,552.30	0.00	113,552.30	29.059.927,27
06/29/18	0.0625	0.0300	0.002778	1	1,362,627,654.70	236,567.30	0.00	113,552.30	0.00	113,552.30	29.410.046,88
06/30/18	0.0625	0.0300	0.002778	1	1,362,627,654.70	236,567.30	0.00	113,552.30	0.00	113,552.30	29.760.166,49
07/01/18	0.0625	0.0300	0.002778	1	1,362,627,654.70	236,567.30	0.00	113,552.30	0.00	113,552.30	30.110.286,09
07/02/18	0.0625	0.0300	0.002778	1	1,362,627,654.70	236,567.30	0.00	113,552.30	0.00	113,552.30	30.460.405,70
07/03/18	0.0625	0.0300	0.002778	1	1,362,627,654.70	236,567.30	0.00	113,552.30	0.00	113,552.30	30.810.525,30
07/04/18	0.0625	0.0300	0.002778	1	1,362,627,654.70	236,567.30	0.00	113,552.30	0.00	113,552.30	31.160.644,91
07/05/18	0.0625	0.0300	0.002778	1	1,362,627,654.70	236,567.30	0.00	113,552.30	0.00	113,552.30	31.510.764,51
07/06/18				**90**		**21,291,057.10**		**10,219,707.41**			**31,510,764.51**

Appendix 2

Class Interest Amount for the Series 2014-2 Notes

Date	Class Interest			Daycount	Class Principal Balance	Current Interest Due	Overdue Interest	Current Penalty Interest	Overdue Current Penalty Interest	Penalty Interest	Class Interest Amount
	Rate	Penalty Rate	Denominator								
	16.25%	3.00%	252		EoD		EoD		EoD		
04/06/18	0.1625	0.0300	0.003968	1	524,041,293.52	313,214.18	0.00	62,385.87	0.00	62,385.87	375,600.05
04/07/18	0.1625	0.0300	0.003968	0	524,041,293.52	0.00	0.00	0.00	0.00	0.00	375,600.05
04/08/18	0.1625	0.0300	0.003968	0	524,041,293.52	0.00	0.00	0.00	0.00	0.00	375,600.05
04/09/18	0.1625	0.0300	0.003968	1	524,041,293.52	313,401.39	0.00	62,393.30	0.00	62,393.30	751,394.73
04/10/18	0.1625	0.0300	0.003968	1	524,041,293.52	313,588.70	0.00	62,400.72	0.00	62,400.72	1,127,384.16
04/11/18	0.1625	0.0300	0.003968	1	524,041,293.52	313,776.13	0.00	62,408.15	0.00	62,408.15	1,503,568.44
04/12/18	0.1625	0.0300	0.003968	1	524,041,293.52	313,963.67	0.00	62,415.58	0.00	62,415.58	1,879,947.70
04/13/18	0.1625	0.0300	0.003968	1	524,041,293.52	314,151.33	0.00	62,423.01	0.00	62,423.01	2,256,522.04
04/14/18	0.1625	0.0300	0.003968	0	524,041,293.52	0.00	0.00	0.00	0.00	0.00	2,256,522.04
04/15/18	0.1625	0.0300	0.003968	0	524,041,293.52	0.00	0.00	0.00	0.00	0.00	2,256,522.04
04/16/18	0.1625	0.0300	0.003968	1	524,041,293.52	314,339.09	0.00	62,430.44	0.00	62,430.44	2,633,291.57
04/17/18	0.1625	0.0300	0.003968	1	524,041,293.52	314,526.97	0.00	62,437.88	0.00	62,437.88	3,010,256.42
04/18/18	0.1625	0.0300	0.003968	1	524,041,293.52	314,714.96	0.00	62,445.31	0.00	62,445.31	3,387,416.68
04/19/18	0.1625	0.0300	0.003968	1	524,041,293.52	314,903.06	0.00	62,452.74	0.00	62,452.74	3,764,772.49
04/20/18	0.1625	0.0300	0.003968	1	524,041,293.52	315,091.27	0.00	62,460.18	0.00	62,460.18	4,142,323.94
04/21/18	0.1625	0.0300	0.003968	0	524,041,293.52	0.00	0.00	0.00	0.00	0.00	4,142,323.94
04/22/18	0.1625	0.0300	0.003968	0	524,041,293.52	0.00	0.00	0.00	0.00	0.00	4,142,323.94
04/23/18	0.1625	0.0300	0.003968	0	524,041,293.52	0.00	0.00	0.00	0.00	0.00	4,142,323.94
04/24/18	0.1625	0.0300	0.003968	1	524,041,293.52	315,279.60	0.00	62,467.61	0.00	62,467.61	4,520,071.15
04/25/18	0.1625	0.0300	0.003968	1	524,041,293.52	315,468.04	0.00	62,475.05	0.00	62,475.05	4,898,014.24
04/26/18	0.1625	0.0300	0.003968	1	524,041,293.52	315,656.59	0.00	62,482.49	0.00	62,482.49	5,276,153.32
04/27/18	0.1625	0.0300	0.003968	1	524,041,293.52	315,845.26	0.00	62,489.93	0.00	62,489.93	5,654,488.51
04/28/18	0.1625	0.0300	0.003968	0	524,041,293.52	0.00	0.00	0.00	0.00	0.00	5,654,488.51
04/29/18	0.1625	0.0300	0.003968	0	524,041,293.52	0.00	0.00	0.00	0.00	0.00	5,654,488.51
04/30/18	0.1625	0.0300	0.003968	1	524,041,293.52	316,034.04	0.00	62,497.36	0.00	62,497.36	6,033,019.91
05/01/18	0.1625	0.0300	0.003968	0	524,041,293.52	0.00	0.00	0.00	0.00	0.00	6,033,019.91
05/02/18	0.1625	0.0300	0.003968	1	524,041,293.52	316,222.93	0.00	62,504.80	0.00	62,504.80	6,411,747.64
05/03/18	0.1625	0.0300	0.003968	1	524,041,293.52	316,411.93	0.00	62,512.25	0.00	62,512.25	6,790,671.81
05/04/18	0.1625	0.0300	0.003968	1	524,041,293.52	316,601.05	0.00	62,519.69	0.00	62,519.69	7,169,792.55
05/05/18	0.1625	0.0300	0.003968	0	524,041,293.52	0.00	0.00	0.00	0.00	0.00	7,169,792.55
05/06/18	0.1625	0.0300	0.003968	0	524,041,293.52	0.00	0.00	0.00	0.00	0.00	7,169,792.55

Appendix 2 (cont.)

Class Interest Amount for the Series 2014-2 Notes (cont.)

Date	Class Interest			Daycount	Class Principal Balance	Current Interest Due	Overdue Interest	Current Penalty Interest	Overdue Current Penalty Interest	Penalty Interest	Class Interest Amount
	Rate	Penalty Rate	Denominator								
	16.25%	3.00%	252		EoD		EoD		EoD		
05/07/18	0.1625	0.0300	0.003968	1	524,041,293.52	316,790.27	0.00	62,527.13	0.00	62,527.13	7,549,109.95
05/08/18	0.1625	0.0300	0.003968	1	524,041,293.52	316,979.62	0.00	62,534.57	0.00	62,534.57	7,928,624.14
05/09/18	0.1625	0.0300	0.003968	1	524,041,293.52	317,169.07	0.00	62,542.02	0.00	62,542.02	8,308,335.23
05/10/18	0.1625	0.0300	0.003968	1	524,041,293.52	317,358.64	0.00	62,549.46	0.00	62,549.46	8,688,243.34
05/11/18	0.1625	0.0300	0.003968	1	524,041,293.52	317,548.32	0.00	62,556.91	0.00	62,556.91	9,068,348.57
05/12/18	0.1625	0.0300	0.003968	0	524,041,293.52	0.00	0.00	0.00	0.00	0.00	9,068,348.57
05/13/18	0.1625	0.0300	0.003968	0	524,041,293.52	0.00	0.00	0.00	0.00	0.00	9,068,348.57
05/14/18	0.1625	0.0300	0.003968	1	524,041,293.52	317,738.12	0.00	62,564.36	0.00	62,564.36	9,448,651.05
05/15/18	0.1625	0.0300	0.003968	1	524,041,293.52	317,928.03	0.00	62,571.81	0.00	62,571.81	9,829,150.88
05/16/18	0.1625	0.0300	0.003968	1	524,041,293.52	318,118.05	0.00	62,579.26	0.00	62,579.26	10,209,848.19
05/17/18	0.1625	0.0300	0.003968	1	524,041,293.52	318,308.19	0.00	62,586.70	0.00	62,586.70	10,590,743.08
05/18/18	0.1625	0.0300	0.003968	1	524,041,293.52	318,498.44	0.00	62,594.16	0.00	62,594.16	10,971,835.67
05/19/18	0.1625	0.0300	0.003968	0	524,041,293.52	0.00	0.00	0.00	0.00	0.00	10,971,835.67
05/20/18	0.1625	0.0300	0.003968	0	524,041,293.52	0.00	0.00	0.00	0.00	0.00	10,971,835.67
05/21/18	0.1625	0.0300	0.003968	1	524,041,293.52	318,688.80	0.00	62,601.61	0.00	62,601.61	11,353,126.08
05/22/18	0.1625	0.0300	0.003968	1	524,041,293.52	318,879.28	0.00	62,609.06	0.00	62,609.06	11,734,614.41
05/23/18	0.1625	0.0300	0.003968	1	524,041,293.52	319,069.87	0.00	62,616.51	0.00	62,616.51	12,116,300.79
05/24/18	0.1625	0.0300	0.003968	1	524,041,293.52	319,260.57	0.00	62,623.97	0.00	62,623.97	12,498,185.33
05/25/18	0.1625	0.0300	0.003968	1	524,041,293.52	319,451.39	0.00	62,631.42	0.00	62,631.42	12,880,268.14
05/26/18	0.1625	0.0300	0.003968	0	524,041,293.52	0.00	0.00	0.00	0.00	0.00	12,880,268.14
05/27/18	0.1625	0.0300	0.003968	0	524,041,293.52	0.00	0.00	0.00	0.00	0.00	12,880,268.14
05/28/18	0.1625	0.0300	0.003968	1	524,041,293.52	319,642.32	0.00	62,638.88	0.00	62,638.88	13,262,549.35
05/29/18	0.1625	0.0300	0.003968	1	524,041,293.52	319,833.37	0.00	62,646.34	0.00	62,646.34	13,645,029.05
05/30/18	0.1625	0.0300	0.003968	1	524,041,293.52	320,024.53	0.00	62,653.79	0.00	62,653.79	14,027,707.38
05/31/18	0.1625	0.0300	0.003968	0	524,041,293.52	0.00	0.00	0.00	0.00	0.00	14,027,707.38
06/01/18	0.1625	0.0300	0.003968	1	524,041,293.52	320,215.81	0.00	62,661.25	0.00	62,661.25	14,410,584.44
06/02/18	0.1625	0.0300	0.003968	0	524,041,293.52	0.00	0.00	0.00	0.00	0.00	14,410,584.44
06/03/18	0.1625	0.0300	0.003968	0	524,041,293.52	0.00	0.00	0.00	0.00	0.00	14,410,584.44
06/04/18	0.1625	0.0300	0.003968	1	524,041,293.52	320,407.20	0.00	62,668.71	0.00	62,668.71	14,793,660.35
06/05/18	0.1625	0.0300	0.003968	1	524,041,293.52	320,598.70	0.00	62,676.17	0.00	62,676.17	15,176,935.22
06/06/18	0.1625	0.0300	0.003968	1	524,041,293.52	320,790.32	0.00	62,683.63	0.00	62,683.63	15,560,409.18

Appendix 2 (cont.)

Class Interest Amount for the Series 2014-2 Notes (cont.)

Date	Class Interest			Daycount	Class Principal Balance	Current Interest Due	Overdue Interest	Current Penalty Interest	Overdue Current Penalty Interest	Penalty Interest	Class Interest Amount
	Rate	Penalty Rate	Denominator								
	16.25%	3.00%	252		EoD		EoD		EoD		
06/07/18	0.1625	0.0300	0.003968	1	524,041,293.52	320,982.05	0.00	62,691.10	0.00	62,691.10	15,944,082.32
06/08/18	0.1625	0.0300	0.003968	1	524,041,293.52	321,173.90	0.00	62,698.56	0.00	62,698.56	16,327,954.78
06/09/18	0.1625	0.0300	0.003968	0	524,041,293.52	0.00	0.00	0.00	0.00	0.00	16,327,954.78
06/10/18	0.1625	0.0300	0.003968	0	524,041,293.52	0.00	0.00	0.00	0.00	0.00	16,327,954.78
06/11/18	0.1625	0.0300	0.003968	1	524,041,293.52	321,365.86	0.00	62,706.02	0.00	62,706.02	16,712,026.67
06/12/18	0.1625	0.0300	0.003968	1	524,041,293.52	321,557.94	0.00	62,713.49	0.00	62,713.49	17,096,298.10
06/13/18	0.1625	0.0300	0.003968	1	524,041,293.52	321,750.13	0.00	62,720.96	0.00	62,720.96	17,480,769.19
06/14/18	0.1625	0.0300	0.003968	1	524,041,293.52	321,942.44	0.00	62,728.42	0.00	62,728.42	17,865,440.05
06/15/18	0.1625	0.0300	0.003968	1	524,041,293.52	322,134.86	0.00	62,735.89	0.00	62,735.89	18,250,310.80
06/16/18	0.1625	0.0300	0.003968	0	524,041,293.52	0.00	0.00	0.00	0.00	0.00	18,250,310.80
06/17/18	0.1625	0.0300	0.003968	0	524,041,293.52	0.00	0.00	0.00	0.00	0.00	18,250,310.80
06/18/18	0.1625	0.0300	0.003968	1	524,041,293.52	322,327.40	0.00	62,743.36	0.00	62,743.36	18,635,381.55
06/19/18	0.1625	0.0300	0.003968	1	524,041,293.52	322,520.05	0.00	62,750.83	0.00	62,750.83	19,020,652.43
06/20/18	0.1625	0.0300	0.003968	1	524,041,293.52	322,712.82	0.00	62,758.30	0.00	62,758.30	19,406,123.54
06/21/18	0.1625	0.0300	0.003968	1	524,041,293.52	322,905.70	0.00	62,765.77	0.00	62,765.77	19,791,795.01
06/22/18	0.1625	0.0300	0.003968	1	524,041,293.52	323,098.70	0.00	62,773.24	0.00	62,773.24	20,177,666.95
06/23/18	0.1625	0.0300	0.003968	0	524,041,293.52	0.00	0.00	0.00	0.00	0.00	20,177,666.95
06/24/18	0.1625	0.0300	0.003968	0	524,041,293.52	0.00	0.00	0.00	0.00	0.00	20,177,666.95
06/25/18	0.1625	0.0300	0.003968	1	524,041,293.52	323,291.81	0.00	62,780.71	0.00	62,780.71	20,563,739.47
06/26/18	0.1625	0.0300	0.003968	1	524,041,293.52	323,485.04	0.00	62,788.19	0.00	62,788.19	20,950,012.69
06/27/18	0.1625	0.0300	0.003968	1	524,041,293.52	323,678.38	0.00	62,795.66	0.00	62,795.66	21,336,486.74
06/28/18	0.1625	0.0300	0.003968	1	524,041,293.52	323,871.84	0.00	62,803.14	0.00	62,803.14	21,723,161.71
06/29/18	0.1625	0.0300	0.003968	1	524,041,293.52	324,065.41	0.00	62,810.62	0.00	62,810.62	22,110,037.74
06/30/18	0.1625	0.0300	0.003968	0	524,041,293.52	0.00	0.00	0.00	0.00	0.00	22,110,037.74
07/01/18	0.1625	0.0300	0.003968	0	524,041,293.52	0.00	0.00	0.00	0.00	0.00	22,110,037.74
07/02/18	0.1625	0.0300	0.003968	1	524,041,293.52	324,259.11	0.00	62,818.09	0.00	62,818.09	22,497,114.94
07/03/18	0.1625	0.0300	0.003968	1	524,041,293.52	324,452.91	0.00	62,825.57	0.00	62,825.57	22,884,393.42
07/04/18	0.1625	0.0300	0.003968	1	524,041,293.52	324,646.83	0.00	62,833.05	0.00	62,833.05	23,271,873.31
07/05/18	0.1625	0.0300	0.003968	1	524,041,293.52	324,840.87	0.00	62,840.53	0.00	62,840.53	23,659,554.71
07/06/18				**62**		**19,777,553.13**		**3,882,001.58**			**23,659,554.71**

Appendix 3

Class Interest Amount for the Series 2014-3 Notes

Date	Class Interest			Daycount	Class Principal Balance	Current Interest Due	Overdue Interest	Current Capitalized Interest	Overdue Capitalized Interest	Capitalized Interest	Class Interest Amount
	Rate	Overdue Incremental Rate	Denominator								
	6.75%	3.00%	360		EoD		EoD		EoD		
04/06/18	0.0675	0.0300	0.002778	1	839,005,503.99	157,313.53	0.00	69,917.13	0.00	69,917.13	227.230,66
04/07/18	0.0675	0.0300	0.002778	1	839,005,503.99	157,313.53	0.00	69,917.13	0.00	69,917.13	454.461,31
04/08/18	0.0675	0.0300	0.002778	1	839,005,503.99	157,313.53	0.00	69,917.13	0.00	69,917.13	681.691,97
04/09/18	0.0675	0.0300	0.002778	1	839,005,503.99	157,313.53	0.00	69,917.13	0.00	69,917.13	908.922,63
04/10/18	0.0675	0.0300	0.002778	1	839,005,503.99	157,313.53	0.00	69,917.13	0.00	69,917.13	1.136.153,29
04/11/18	0.0675	0.0300	0.002778	1	839,005,503.99	157,313.53	0.00	69,917.13	0.00	69,917.13	1.363.383,94
04/12/18	0.0675	0.0300	0.002778	1	839,005,503.99	157,313.53	0.00	69,917.13	0.00	69,917.13	1.590.614,60
04/13/18	0.0675	0.0300	0.002778	1	839,005,503.99	157,313.53	0.00	69,917.13	0.00	69,917.13	1.817.845,26
04/14/18	0.0675	0.0300	0.002778	1	839,005,503.99	157,313.53	0.00	69,917.13	0.00	69,917.13	2.045.075,92
04/15/18	0.0675	0.0300	0.002778	1	839,005,503.99	157,313.53	0.00	69,917.13	0.00	69,917.13	2.272.306,57
04/16/18	0.0675	0.0300	0.002778	1	839,005,503.99	157,313.53	0.00	69,917.13	0.00	69,917.13	2.499.537,23
04/17/18	0.0675	0.0300	0.002778	1	839,005,503.99	157,313.53	0.00	69,917.13	0.00	69,917.13	2.726.767,89
04/18/18	0.0675	0.0300	0.002778	1	839,005,503.99	157,313.53	0.00	69,917.13	0.00	69,917.13	2.953.998,55
04/19/18	0.0675	0.0300	0.002778	1	839,005,503.99	157,313.53	0.00	69,917.13	0.00	69,917.13	3.181.229,20
04/20/18	0.0675	0.0300	0.002778	1	839,005,503.99	157,313.53	0.00	69,917.13	0.00	69,917.13	3.408.459,86
04/21/18	0.0675	0.0300	0.002778	1	839,005,503.99	157,313.53	0.00	69,917.13	0.00	69,917.13	3.635.690,52
04/22/18	0.0675	0.0300	0.002778	1	839,005,503.99	157,313.53	0.00	69,917.13	0.00	69,917.13	3.862.921,17
04/23/18	0.0675	0.0300	0.002778	1	839,005,503.99	157,313.53	0.00	69,917.13	0.00	69,917.13	4.090.151,83
04/24/18	0.0675	0.0300	0.002778	1	839,005,503.99	157,313.53	0.00	69,917.13	0.00	69,917.13	4.317.382,49
04/25/18	0.0675	0.0300	0.002778	1	839,005,503.99	157,313.53	0.00	69,917.13	0.00	69,917.13	4.544.613,15
04/26/18	0.0675	0.0300	0.002778	1	839,005,503.99	157,313.53	0.00	69,917.13	0.00	69,917.13	4.771.843,80
04/27/18	0.0675	0.0300	0.002778	1	839,005,503.99	157,313.53	0.00	69,917.13	0.00	69,917.13	4.999.074,46
04/28/18	0.0675	0.0300	0.002778	1	839,005,503.99	157,313.53	0.00	69,917.13	0.00	69,917.13	5.226.305,12
04/29/18	0.0675	0.0300	0.002778	1	839,005,503.99	157,313.53	0.00	69,917.13	0.00	69,917.13	5.453.535,78
04/30/18	0.0675	0.0300	0.002778	1	839,005,503.99	157,313.53	0.00	69,917.13	0.00	69,917.13	5.680.766,43
05/01/18	0.0675	0.0300	0.002778	1	839,005,503.99	157,313.53	0.00	69,917.13	0.00	69,917.13	5.907.997,09
05/02/18	0.0675	0.0300	0.002778	1	839,005,503.99	157,313.53	0.00	69,917.13	0.00	69,917.13	6.135.227,75
05/03/18	0.0675	0.0300	0.002778	1	839,005,503.99	157,313.53	0.00	69,917.13	0.00	69,917.13	6.362.458,41
05/04/18	0.0675	0.0300	0.002778	1	839,005,503.99	157,313.53	0.00	69,917.13	0.00	69,917.13	6.589.689,06
05/05/18	0.0675	0.0300	0.002778	1	839,005,503.99	157,313.53	0.00	69,917.13	0.00	69,917.13	6.816.919,72
05/06/18	0.0675	0.0300	0.002778	1	839,005,503.99	157,313.53	0.00	69,917.13	0.00	69,917.13	7.044.150,38

Appendix 3 (cont.)

Class Interest Amount for the Series 2014-3 Notes (cont.)

Date	Class Interest			Daycount	Class Principal Balance	Current Interest Due	Overdue Interest	Current Capitalized Interest	Overdue Capitalized Interest	Capitalized Interest	Class Interest Amount
	Rate	Overdue Incremental Rate	Denominator								
	6.75%	3.00%	360		EoD		EoD		EoD		
05/07/18	0.0675	0.0300	0.002778	1	839,005,503.99	157,313.53	0.00	69,917.13	0.00	69,917.13	7.271.381,03
05/08/18	0.0675	0.0300	0.002778	1	839,005,503.99	157,313.53	0.00	69,917.13	0.00	69,917.13	7.498.611,69
05/09/18	0.0675	0.0300	0.002778	1	839,005,503.99	157,313.53	0.00	69,917.13	0.00	69,917.13	7.725.842,35
05/10/18	0.0675	0.0300	0.002778	1	839,005,503.99	157,313.53	0.00	69,917.13	0.00	69,917.13	7.953.073,01
05/11/18	0.0675	0.0300	0.002778	1	839,005,503.99	157,313.53	0.00	69,917.13	0.00	69,917.13	8.180.303,66
05/12/18	0.0675	0.0300	0.002778	1	839,005,503.99	157,313.53	0.00	69,917.13	0.00	69,917.13	8.407.534,32
05/13/18	0.0675	0.0300	0.002778	1	839,005,503.99	157,313.53	0.00	69,917.13	0.00	69,917.13	8.634.764,98
05/14/18	0.0675	0.0300	0.002778	1	839,005,503.99	157,313.53	0.00	69,917.13	0.00	69,917.13	8.861.995,64
05/15/18	0.0675	0.0300	0.002778	1	839,005,503.99	157,313.53	0.00	69,917.13	0.00	69,917.13	9.089.226,29
05/16/18	0.0675	0.0300	0.002778	1	839,005,503.99	157,313.53	0.00	69,917.13	0.00	69,917.13	9.316.456,95
05/17/18	0.0675	0.0300	0.002778	1	839,005,503.99	157,313.53	0.00	69,917.13	0.00	69,917.13	9.543.687,61
05/18/18	0.0675	0.0300	0.002778	1	839,005,503.99	157,313.53	0.00	69,917.13	0.00	69,917.13	9.770.918,27
05/19/18	0.0675	0.0300	0.002778	1	839,005,503.99	157,313.53	0.00	69,917.13	0.00	69,917.13	9.998.148,92
05/20/18	0.0675	0.0300	0.002778	1	839,005,503.99	157,313.53	0.00	69,917.13	0.00	69,917.13	10.225.379,58
05/21/18	0.0675	0.0300	0.002778	1	839,005,503.99	157,313.53	0.00	69,917.13	0.00	69,917.13	10.452.610,24
05/22/18	0.0675	0.0300	0.002778	1	839,005,503.99	157,313.53	0.00	69,917.13	0.00	69,917.13	10.679.840,89
05/23/18	0.0675	0.0300	0.002778	1	839,005,503.99	157,313.53	0.00	69,917.13	0.00	69,917.13	10.907.071,55
05/24/18	0.0675	0.0300	0.002778	1	839,005,503.99	157,313.53	0.00	69,917.13	0.00	69,917.13	11.134.302,21
05/25/18	0.0675	0.0300	0.002778	1	839,005,503.99	157,313.53	0.00	69,917.13	0.00	69,917.13	11.361.532,87
05/26/18	0.0675	0.0300	0.002778	1	839,005,503.99	157,313.53	0.00	69,917.13	0.00	69,917.13	11.588.763,52
05/27/18	0.0675	0.0300	0.002778	1	839,005,503.99	157,313.53	0.00	69,917.13	0.00	69,917.13	11.815.994,18
05/28/18	0.0675	0.0300	0.002778	1	839,005,503.99	157,313.53	0.00	69,917.13	0.00	69,917.13	12.043.224,84
05/29/18	0.0675	0.0300	0.002778	1	839,005,503.99	157,313.53	0.00	69,917.13	0.00	69,917.13	12.270.455,50
05/30/18	0.0675	0.0300	0.002778	0	839,005,503.99	0.00	0.00	0.00	0.00	0.00	12.270.455,50
05/31/18	0.0675	0.0300	0.002778	1	839,005,503.99	157,313.53	0.00	69,917.13	0.00	69,917.13	12.497.686,15
06/01/18	0.0675	0.0300	0.002778	1	839,005,503.99	157,313.53	0.00	69,917.13	0.00	69,917.13	12.724.916,81
06/02/18	0.0675	0.0300	0.002778	1	839,005,503.99	157,313.53	0.00	69,917.13	0.00	69,917.13	12.952.147,47
06/03/18	0.0675	0.0300	0.002778	1	839,005,503.99	157,313.53	0.00	69,917.13	0.00	69,917.13	13.179.378,13
06/04/18	0.0675	0.0300	0.002778	1	839,005,503.99	157,313.53	0.00	69,917.13	0.00	69,917.13	13.406.608,78
06/05/18	0.0675	0.0300	0.002778	1	839,005,503.99	157,313.53	0.00	69,917.13	0.00	69,917.13	13.633.839,44
06/06/18	0.0675	0.0300	0.002778	1	839,005,503.99	157,313.53	0.00	69,917.13	0.00	69,917.13	13.861.070,10

Appendix 3 (cont.)

Class Interest Amount for the Series 2014-3 Notes (cont.)

Date	Class Interest			Daycount	Class Principal Balance	Current Interest Due	Overdue Interest	Current Capitalized Interest	Overdue Capitalized Interest	Capitalized Interest	Class Interest Amount
	Rate	Overdue Incremental Rate	Denominator								
	6.75%	3.00%	360		EoD		EoD		EoD		
06/07/18	0.0675	0.0300	0.002778	1	839,005,503.99	157,313.53	0.00	69,917.13	0.00	69,917.13	14.088.300,75
06/08/18	0.0675	0.0300	0.002778	1	839,005,503.99	157,313.53	0.00	69,917.13	0.00	69,917.13	14.315.531,41
06/09/18	0.0675	0.0300	0.002778	1	839,005,503.99	157,313.53	0.00	69,917.13	0.00	69,917.13	14.542.762,07
06/10/18	0.0675	0.0300	0.002778	1	839,005,503.99	157,313.53	0.00	69,917.13	0.00	69,917.13	14.769.992,73
06/11/18	0.0675	0.0300	0.002778	1	839,005,503.99	157,313.53	0.00	69,917.13	0.00	69,917.13	14.997.223,38
06/12/18	0.0675	0.0300	0.002778	1	839,005,503.99	157,313.53	0.00	69,917.13	0.00	69,917.13	15.224.454,04
06/13/18	0.0675	0.0300	0.002778	1	839,005,503.99	157,313.53	0.00	69,917.13	0.00	69,917.13	15.451.684,70
06/14/18	0.0675	0.0300	0.002778	1	839,005,503.99	157,313.53	0.00	69,917.13	0.00	69,917.13	15.678.915,36
06/15/18	0.0675	0.0300	0.002778	1	839,005,503.99	157,313.53	0.00	69,917.13	0.00	69,917.13	15.906.146,01
06/16/18	0.0675	0.0300	0.002778	1	839,005,503.99	157,313.53	0.00	69,917.13	0.00	69,917.13	16.133.376,67
06/17/18	0.0675	0.0300	0.002778	1	839,005,503.99	157,313.53	0.00	69,917.13	0.00	69,917.13	16.360.607,33
06/18/18	0.0675	0.0300	0.002778	1	839,005,503.99	157,313.53	0.00	69,917.13	0.00	69,917.13	16.587.837,99
06/19/18	0.0675	0.0300	0.002778	1	839,005,503.99	157,313.53	0.00	69,917.13	0.00	69,917.13	16.815.068,64
06/20/18	0.0675	0.0300	0.002778	1	839,005,503.99	157,313.53	0.00	69,917.13	0.00	69,917.13	17.042.299,30
06/21/18	0.0675	0.0300	0.002778	1	839,005,503.99	157,313.53	0.00	69,917.13	0.00	69,917.13	17.269.529,96
06/22/18	0.0675	0.0300	0.002778	1	839,005,503.99	157,313.53	0.00	69,917.13	0.00	69,917.13	17.496.760,61
06/23/18	0.0675	0.0300	0.002778	1	839,005,503.99	157,313.53	0.00	69,917.13	0.00	69,917.13	17.723.991,27
06/24/18	0.0675	0.0300	0.002778	1	839,005,503.99	157,313.53	0.00	69,917.13	0.00	69,917.13	17.951.221,93
06/25/18	0.0675	0.0300	0.002778	1	839,005,503.99	157,313.53	0.00	69,917.13	0.00	69,917.13	18.178.452,59
06/26/18	0.0675	0.0300	0.002778	1	839,005,503.99	157,313.53	0.00	69,917.13	0.00	69,917.13	18.405.683,24
06/27/18	0.0675	0.0300	0.002778	1	839,005,503.99	157,313.53	0.00	69,917.13	0.00	69,917.13	18.632.913,90
06/28/18	0.0675	0.0300	0.002778	1	839,005,503.99	157,313.53	0.00	69,917.13	0.00	69,917.13	18.860.144,56
06/29/18	0.0675	0.0300	0.002778	1	839,005,503.99	157,313.53	0.00	69,917.13	0.00	69,917.13	19.087.375,22
06/30/18	0.0675	0.0300	0.002778	1	839,005,503.99	157,313.53	0.00	69,917.13	0.00	69,917.13	19.314.605,87
07/01/18	0.0675	0.0300	0.002778	1	839,005,503.99	157,313.53	0.00	69,917.13	0.00	69,917.13	19.541.836,53
07/02/18	0.0675	0.0300	0.002778	1	839,005,503.99	157,313.53	0.00	69,917.13	0.00	69,917.13	19.769.067,19
07/03/18	0.0675	0.0300	0.002778	1	839,005,503.99	157,313.53	0.00	69,917.13	0.00	69,917.13	19.996.297,85
07/04/18	0.0675	0.0300	0.002778	1	839,005,503.99	157,313.53	0.00	69,917.13	0.00	69,917.13	20.223.528,50
07/05/18	0.0675	0.0300	0.002778	1	839,005,503.99	157,313.53	0.00	69,917.13	0.00	69,917.13	20.450.759,16
07/06/18				**90**		**14,158,217.88**		**6,292,541.28**			**20,450,759.16**

Appendix 4

Class Interest Amount for the Series 2018-1 Notes

Date	Class Interest			Daycount	Class Principal Balance	Current Interest Due	Overdue Interest	Current Capitalized Interest	Overdue Capitalized Interest	Capitalized Interest	Class Interest Amount
	Rate	Overdue Incremental Rate	Denominator								
	8.20%	2.00%	360		EoD		EoD		EoD		
04/19/18	0.0820	0.0200	0.002778	1	600,000,000.00	136,666.67	0.00	0.00	0.00	0.00	136,666.67
04/20/18	0.0820	0.0200	0.002778	1	600,000,000.00	136,666.67	0.00	0.00	0.00	0.00	273,333.33
04/21/18	0.0820	0.0200	0.002778	1	600,000,000.00	136,666.67	0.00	0.00	0.00	0.00	410,000.00
04/22/18	0.0820	0.0200	0.002778	1	600,000,000.00	136,666.67	0.00	0.00	0.00	0.00	546,666.67
04/23/18	0.0820	0.0200	0.002778	1	600,000,000.00	136,666.67	0.00	0.00	0.00	0.00	683,333.33
04/24/18	0.0820	0.0200	0.002778	1	600,000,000.00	136,666.67	0.00	0.00	0.00	0.00	820,000.00
04/25/18	0.0820	0.0200	0.002778	1	600,000,000.00	136,666.67	0.00	0.00	0.00	0.00	956,666.67
04/26/18	0.0820	0.0200	0.002778	1	600,000,000.00	136,666.67	0.00	0.00	0.00	0.00	1,093,333.33
04/27/18	0.0820	0.0200	0.002778	1	600,000,000.00	136,666.67	0.00	0.00	0.00	0.00	1,230,000.00
04/28/18	0.0820	0.0200	0.002778	1	600,000,000.00	136,666.67	0.00	0.00	0.00	0.00	1,366,666.67
04/29/18	0.0820	0.0200	0.002778	1	600,000,000.00	136,666.67	0.00	0.00	0.00	0.00	1,503,333.33
04/30/18	0.0820	0.0200	0.002778	1	600,000,000.00	136,666.67	0.00	0.00	0.00	0.00	1,640,000.00
05/01/18	0.0820	0.0200	0.002778	1	600,000,000.00	136,666.67	0.00	0.00	0.00	0.00	1,776,666.67
05/02/18	0.0820	0.0200	0.002778	1	600,000,000.00	136,666.67	0.00	0.00	0.00	0.00	1,913,333.33
05/03/18	0.0820	0.0200	0.002778	1	600,000,000.00	136,666.67	0.00	0.00	0.00	0.00	2,050,000.00
05/04/18	0.0820	0.0200	0.002778	1	600,000,000.00	136,666.67	0.00	0.00	0.00	0.00	2,186,666.67
05/05/18	0.0820	0.0200	0.002778	1	600,000,000.00	136,666.67	0.00	0.00	0.00	0.00	2,323,333.33
05/06/18	0.0820	0.0200	0.002778	1	600,000,000.00	136,666.67	0.00	0.00	0.00	0.00	2,460,000.00
05/07/18	0.0820	0.0200	0.002778	1	600,000,000.00	136,666.67	0.00	0.00	0.00	0.00	2,596,666.67
05/08/18	0.0820	0.0200	0.002778	1	600,000,000.00	136,666.67	0.00	0.00	0.00	0.00	2,733,333.33
05/09/18	0.0820	0.0200	0.002778	1	600,000,000.00	136,666.67	0.00	0.00	0.00	0.00	2,870,000.00
05/10/18	0.0820	0.0200	0.002778	1	600,000,000.00	136,666.67	0.00	0.00	0.00	0.00	3,006,666.67
05/11/18	0.0820	0.0200	0.002778	1	600,000,000.00	136,666.67	0.00	0.00	0.00	0.00	3,143,333.33
05/12/18	0.0820	0.0200	0.002778	1	600,000,000.00	136,666.67	0.00	0.00	0.00	0.00	3,280,000.00
05/13/18	0.0820	0.0200	0.002778	1	600,000,000.00	136,666.67	0.00	0.00	0.00	0.00	3,416,666.67
05/14/18	0.0820	0.0200	0.002778	1	600,000,000.00	136,666.67	0.00	0.00	0.00	0.00	3,553,333.33
05/15/18	0.0820	0.0200	0.002778	1	600,000,000.00	136,666.67	0.00	0.00	0.00	0.00	3,690,000.00
05/16/18	0.0820	0.0200	0.002778	1	600,000,000.00	136,666.67	0.00	0.00	0.00	0.00	3,826,666.67
05/17/18	0.0820	0.0200	0.002778	1	600,000,000.00	136,666.67	0.00	0.00	0.00	0.00	3,963,333.33
05/18/18	0.0820	0.0200	0.002778	1	600,000,000.00	136,666.67	0.00	0.00	0.00	0.00	4,100,000.00
05/19/18	0.0820	0.0200	0.002778	1	600,000,000.00	136,666.67	0.00	0.00	0.00	0.00	4,236,666.67

Appendix 4 (cont.)

Class Interest Amount for the Series 2018-1 Notes (cont.)

Date	Class Interest			Daycount	Class Principal Balance	Current Interest Due	Overdue Interest	Current Capitalized Interest	Overdue Capitalized Interest	Capitalized Interest	Class Interest Amount
	Rate	Overdue Incremental Rate	Denominator								
	8.20%	2.00%	360		EoD		EoD		EoD		
05/20/18	0.0820	0.0200	0.002778	1	600,000,000.00	136,666.67	0.00	0.00	0.00	0.00	4,373,333.33
05/21/18	0.0820	0.0200	0.002778	1	600,000,000.00	136,666.67	0.00	0.00	0.00	0.00	4,510,000.00
05/22/18	0.0820	0.0200	0.002778	1	600,000,000.00	136,666.67	0.00	0.00	0.00	0.00	4,646,666.67
05/23/18	0.0820	0.0200	0.002778	1	600,000,000.00	136,666.67	0.00	0.00	0.00	0.00	4,783,333.33
05/24/18	0.0820	0.0200	0.002778	1	600,000,000.00	136,666.67	0.00	0.00	0.00	0.00	4,920,000.00
05/25/18	0.0820	0.0200	0.002778	1	600,000,000.00	136,666.67	0.00	0.00	0.00	0.00	5,056,666.67
05/26/18	0.0820	0.0200	0.002778	1	600,000,000.00	136,666.67	0.00	0.00	0.00	0.00	5,193,333.33
05/27/18	0.0820	0.0200	0.002778	1	600,000,000.00	136,666.67	0.00	0.00	0.00	0.00	5,330,000.00
05/28/18	0.0820	0.0200	0.002778	1	600,000,000.00	136,666.67	0.00	0.00	0.00	0.00	5,466,666.67
05/29/18	0.0820	0.0200	0.002778	1	600,000,000.00	136,666.67	0.00	0.00	0.00	0.00	5,603,333.33
05/30/18	0.0820	0.0200	0.002778	1	600,000,000.00	136,666.67	0.00	0.00	0.00	0.00	5,740,000.00
05/31/18	0.0820	0.0200	0.002778	1	600,000,000.00	136,666.67	0.00	0.00	0.00	0.00	5,876,666.67
06/01/18	0.0820	0.0200	0.002778	1	600,000,000.00	136,666.67	0.00	0.00	0.00	0.00	6,013,333.33
06/02/18	0.0820	0.0200	0.002778	1	600,000,000.00	136,666.67	0.00	0.00	0.00	0.00	6,150,000.00
06/03/18	0.0820	0.0200	0.002778	1	600,000,000.00	136,666.67	0.00	0.00	0.00	0.00	6,286,666.67
06/04/18	0.0820	0.0200	0.002778	1	600,000,000.00	136,666.67	0.00	0.00	0.00	0.00	6,423,333.33
06/05/18	0.0820	0.0200	0.002778	1	600,000,000.00	136,666.67	0.00	0.00	0.00	0.00	6,423,333.33
06/06/18	0.0820	0.0200	0.002778	1	600,000,000.00	136,666.67	0.00	0.00	0.00	0.00	6,560,000.00
06/07/18	0.0820	0.0200	0.002778	1	600,000,000.00	136,666.67	0.00	0.00	0.00	0.00	6,696,666.67
06/08/18	0.0820	0.0200	0.002778	1	600,000,000.00	136,666.67	0.00	0.00	0.00	0.00	6,833,333.33
06/09/18	0.0820	0.0200	0.002778	1	600,000,000.00	136,666.67	0.00	0.00	0.00	0.00	6,970,000.00
06/10/18	0.0820	0.0200	0.002778	1	600,000,000.00	136,666.67	0.00	0.00	0.00	0.00	7,106,666.67
06/11/18	0.0820	0.0200	0.002778	1	600,000,000.00	136,666.67	0.00	0.00	0.00	0.00	7,243,333.33
06/12/18	0.0820	0.0200	0.002778	1	600,000,000.00	136,666.67	0.00	0.00	0.00	0.00	7,380,000.00
06/13/18	0.0820	0.0200	0.002778	1	600,000,000.00	136,666.67	0.00	0.00	0.00	0.00	7,516,666.67
06/14/18	0.0820	0.0200	0.002778	1	600,000,000.00	136,666.67	0.00	0.00	0.00	0.00	7,653,333.33
06/15/18	0.0820	0.0200	0.002778	1	600,000,000.00	136,666.67	0.00	0.00	0.00	0.00	7,790,000.00
06/16/18	0.0820	0.0200	0.002778	1	600,000,000.00	136,666.67	0.00	0.00	0.00	0.00	7,926,666.67
06/17/18	0.0820	0.0200	0.002778	1	600,000,000.00	136,666.67	0.00	0.00	0.00	0.00	8,063,333.33
06/18/18	0.0820	0.0200	0.002778	1	600,000,000.00	136,666.67	0.00	0.00	0.00	0.00	8,200,000.00
06/19/18	0.0820	0.0200	0.002778	1	600,000,000.00	136,666.67	0.00	0.00	0.00	0.00	8,336,666.67
06/20/18	0.0820	0.0200	0.002778	1	600,000,000.00	136,666.67	0.00	0.00	0.00	0.00	8,473,333.33

Appendix 4 (cont.)

Class Interest Amount for the Series 2018-1 Notes (cont.)

Date	Class Interest			Daycount	Class Principal Balance	Current Interest Due	Overdue Interest	Current Capitalized Interest	Overdue Capitalized Interest	Capitalized Interest	Class Interest Amount
	Rate	Overdue Incremental Rate	Denominator								
	8.20%	2.00%	360		EoD		EoD		EoD		
06/21/18	0.0820	0.0200	0.002778	1	600,000,000.00	136,666.67	0.00	0.00	0.00	0.00	8,610,000.00
06/22/18	0.0820	0.0200	0.002778	1	600,000,000.00	136,666.67	0.00	0.00	0.00	0.00	8,746,666.67
06/23/18	0.0820	0.0200	0.002778	1	600,000,000.00	136,666.67	0.00	0.00	0.00	0.00	8,883,333.33
06/24/18	0.0820	0.0200	0.002778	1	600,000,000.00	136,666.67	0.00	0.00	0.00	0.00	9,020,000.00
06/25/18	0.0820	0.0200	0.002778	1	600,000,000.00	136,666.67	0.00	0.00	0.00	0.00	9,156,666.67
06/26/18	0.0820	0.0200	0.002778	1	600,000,000.00	136,666.67	0.00	0.00	0.00	0.00	9,293,333.33
06/27/18	0.0820	0.0200	0.002778	1	600,000,000.00	136,666.67	0.00	0.00	0.00	0.00	9,430,000.00
06/28/18	0.0820	0.0200	0.002778	1	600,000,000.00	136,666.67	0.00	0.00	0.00	0.00	9,566,666.67
06/29/18	0.0820	0.0200	0.002778	1	600,000,000.00	136,666.67	0.00	0.00	0.00	0.00	9,703,333.33
06/30/18	0.0820	0.0200	0.002778	1	600,000,000.00	136,666.67	0.00	0.00	0.00	0.00	9,840,000.00
07/01/18	0.0820	0.0200	0.002778	1	600,000,000.00	136,666.67	0.00	0.00	0.00	0.00	9,976,666.67
07/02/18	0.0820	0.0200	0.002778	1	600,000,000.00	136,666.67	0.00	0.00	0.00	0.00	10,113,333.33
07/03/18	0.0820	0.0200	0.002778	1	600,000,000.00	136,666.67	0.00	0.00	0.00	0.00	10,250,000.00
07/04/18	0.0820	0.0200	0.002778	1	600,000,000.00	136,666.67	0.00	0.00	0.00	0.00	10,386,666.67
07/05/18	0.0820	0.0200	0.002778	1	600,000,000.00	136,666.67	0.00	0.00	0.00	0.00	10,523,333.33
07/06/18				**77**		**10,523,333.33**		**0.00**			**10,523,333.23**

May 21, 2018

TRANSFER REPORT

This Transfer Report has been prepared by Banco do Brasil S.A., for its role as Bond Administrator in connection with the issuance of (a) US$ 2,000,000,000 aggregate principal amount of 6.25% Series 2014-1 Notes due 2024 (the "Series 2014-1 Notes"); (b) R$ 2,400,000,000 aggregate principal amount of 16.25% Series 2014-2 Notes due 2022 (the "Series 2014-2 Notes"), (c) US$ 1,100,000,000 aggregate principal amount of 6.75% Series 2014-3 Notes due 2027 (the "Series 2014-3 Notes"); and (d) US$ 600,000,000 aggregate principal amount of 8.20% Series 2018-1 Notes due 2028 by Rio Oil Finance Trust and in accordance with the terms set forth in the Amended and Restated Indenture dated as of June 20, 2014, and as amended and restated as of April 03, 2018 (the "Indenture"), in the Amended and Restated Series 2014-1 Indenture Supplement and the Amended and Restated Series 2014-2 Indenture Supplement, dated as of June 20, 2014, and as amended and restated as of March 07, 2018, in the Amended and Restated Series 2014-3 Indenture Supplement dated as of November 21, 2014, and as amended and restated as of March 07, 2018, and in the Series 2018-1 Indenture Supplement dated as of April 19, 2018 (the "Indenture Supplements").

Some of the terms set forth in the Indenture and in the Indenture Supplements were amended by that certain Waiver and Amendment Agreement dated as of October 20, 2015 (the "First Waiver and Amendment Agreement"), by that certain Waiver and Amendment Agreement dated as of June 20, 2016 (the "Second Waiver and Amendment Agreement"), by that certain Waiver and Amendment Agreement dated as of October 11, 2016 (the "Third Waiver and Amendment Agreement"), by that certain Rescission and Amendment Agreement dated as of December 05, 2016 (the "Fourth Rescission and Amendment Agreement"), by that certain Rescission and Amendment Agreement dated as of December 04, 2017 (the "Fifth Rescission and Amendment Agreement"), and by that certain Waiver, Rescission and Amendment Agreement dated as of March 07, 2018 (the "Sixth Waiver, Resscission and Amendment Agreement''), and are fully reflected in all calculations of this Transfer Report.

The duties and obligations of Banco do Brasil S.A. is determined solely by the express provisions of the Indenture and the other Transactions Documents which it is a part, such as the responsibility for making all the calculations and determinations including, but not limited to, Transfer Amounts. Banco do Brasil S.A. shall not be liable except for the performance of such duties and obligations.

Banco do Brasil S.A. may conclusively rely as to the truth of the statements and the correctness of the opinions expressed in any Transaction Document and upon any statements, certificates or opinions furnished in writing to Banco do Brasil S.A. pursuant to any of the Transaction Documents and conforming to the requirements of the Transaction Documents. Banco do Brasil S.A. may conclusively rely upon, and shall be protected in acting or refraining from acting upon, and shall not be bound to make any investigation into the facts or matters stated in a written resolution, certificate, statement, instrument, opinion, report, notice, request, consent, order, note, Officer's Certificate, guaranty or other paper or document reasonably believed by it to be genuine and to have been signed or presented by the proper Person(s).

This Transfer Report is addressed exclusively to Citibank N.A. (the Indenture Trustee) to be used as Transfer Instructions of the Revenue Account Waterfall in each Transfer Date.

For the effects of this Transfer Report, the Reais Allocation Date is May 16, 2018, the Reais Transfer Date is May 17, 2018, the Allocation Date is May 18, 2018 and the Transfer Date is May 21, 2018.

The exchange rate for dollar/reais conversion used in this Transfer Report is R$ 3.6980.

Table of Contents

Section (A) – Collections Revenue and Expenses Breakdowns 4

Section (B) – Detailed Collections Account Waterfall..... 5

Section (C) – Detailed Revenue Account Waterfall..... 6

Section (D) – Transfer Amounts Details and Supporting Calculations 7

(i) Excess Companhia Securitizadora Expenses Transfer Amount 7

(ii) Excess Expenses to the Issuer Expenses 11

(iii) Taxation Expenses Transfer Amount 12

Section (E) – Transaction Accounts Balance..... 13

Section (F) – Other Information 14

Defined Terms

"Allocation Date" shall mean, with respect to any Transfer Date, the Business Day which is immediately prior to such Transfer Date.

"Officer's Certificate" shall mean, in the case any of the Issuer and the Sponsor and the Indenture Trustee, a certificate signed by an Authorized Officer or the president or chairman (or other equivalent officer) of such Person or acting on behalf of such Person.

"Person" shall mean any individual, corporation, company, partnership, joint venture, trust, estate, unincorporated association, Governmental Authority or other entity of whatever nature.

"Reais Allocation Date" shall mean, with respect of any Reais Transfer Date, the Business Day which is immediately prior to such Reais Transfer Date.

"Reais Transfer Date" shall mean each Business Day of each calendar month following a Business Day when, as of the Balance Transfer Time for the Bond Administrator, there are available funds in the Collections Account for allocation in accordance with the Indenture.

"Transaction Documents" shall mean, collectively, the Indenture, the Series 2014-1 Notes, the Series 2014-2 Notes, the Series 2014-1 Indenture Supplement, the Series 2014-2 Indenture Supplement, the Bill of Sale, the Royalties Rights Agreement, the Servicing Agreement, the Pledge Agreement, the Trust Agreement, the Initial Oil Revenue and Rights Bill of Sale, the Banco do Brasil Oil Revenue and Rights Bill of Sale, the Caixa Oil Revenue and Rights Bill of Sale, the Instruments and any Indenture Supplements with respect to future Series of Instruments, and any purchase agreement related to the Instruments.

"Transfer Amount" shall mean, as of any Transfer Date, any of the Issuer Expenses Transfer Amount, the Taxation Expenses Transfer Amount, the Servicer Fee Transfer Amount, the Reserve LC Expenses Transfer Amount, any Debt Service Reserve Account Transfer Amount, any Series Senior Interest Transfer Amount for any Series of Securities, any Series Senior Scheduled Principal Transfer Amount for any Series of Securities, any Series Senior Excess Scheduled Principal Transfer Amount for any Series of Securities, any Series Senior Accelerated Principal Transfer Amount for any Series of Securities, any Series Senior Excess Accelerated Principal Transfer amount for any Series of Securities, any Series Subordinated Interest Transfer Amount for any Series of Securities, any Series Subordinated Scheduled Principal Transfer Amount for any Series of Securities, and/or any Series Subordinated Accelerated Principal Transfer Amount for any Series of Securities, each as of such Transfer Date.

"Transfer Date" shall mean each Business Day of each calendar month when there are available funds in the Revenue Account for distribution in accordance with the Revenue Account Waterfall.

"Transfer Instructions" shall have the meaning set forth in Section 4.10(b) of the Indenture, as follow *"On any Reais Transfer Date, prior to transferring any amounts, the Bond Administrator shall (i) first calculate the allocation of funds assuming that (A) the full amount of funds available for transfer on such Reais Transfer Date are allocated for transfer in accordance with the Collections Account Waterfall and (B) the full amount of funds available for transfer on such Transfer Date are allocated for transfer on such Transfer Date in accordance with the Revenue Account Waterfall and the Bond Administrator shall reduce such calculations to written transfer instructions for such Reais Transfer Date, the related Transfer Date or a related Payment Date.*"

Section (A) – Collections Revenue and Expense Breakdowns

The tables below show the total Collections and any other amounts received by the Servicer on such Reais Allocation Date, with respect to the Collateral of the transaction.

RJS Oil Revenues and RJS Oil Revenue Rights	Amount
Royalties – up to 5% (Law Nº 7,990 of December 28, 1989)	R$ 165,625,692.87
Royalties – more than 5% (Law Nº 9,478 of August 6, 1997)	R$ 121,542,962.66
Special Participations (Law Nº 9,478 of August 6, 1997)	R$ 0.00
FEP (Special Petroleum Fund) – Law Nº 7,990 and Law Nº 9,478	R$ 0.00
Total amount transferred to RJS Oil Revenues Dedicated Account	**R$ 287,168,655.53**

Statutory Oil Revenue Allocations by RJS	Amount
PASEP (Program for the Formation of Assets of Public Servants)	(R$ 2,871,686.54)
FECAM (State Fund for Environmental Conservation and Urban Development) [1]	R$ 0.00
Municipalities within RJS	(R$ 40,992,358.99)
Brazilian Federal Government (Assignment Agreement of October 29, 1999)	R$ 0.00
Conta B (State Decree Nº 43,783 of September 12, 2012)	R$ 0.00
Total RJS Oil Revenue Allocations	**(R$ 43,864,045.53)**

Assigned Oil Revenues and Assigned Oil Revenue Rights	Amount
RJS Oil Revenues and RJS Oil Revenue Rights	R$ 287,168,655.53
RJS Oil Revenue Allocations	(R$ 43,864,045.53)
Net amount transferred to Collections Account	**R$ 243,304,610.00**

1) According to the Amendment to the State of Rio de Janeiro Constitution Nº 70 of December 12, 2017 and the State Law Nº 178 of December 20, 2017 (the "FECAM Subordination Legislation"), amounts related to FECAM Allocation are not deducted from Royalties and Special Participations, but instead are allocated according to priority fifteenth of the Revenue Account Waterfall (Section 4.3.(o) of the Indenture).

Section (B) – Detailed Collections Account Waterfall

Collections Account Waterfall		Amount
Priority	**Description**	
First	Taxation Expenses Transfer Amount	(R$ 23,433.88)
Second	(i) Servicer Fee Transfer Amount	R$ 0.00
	(ii) Bond Administrator Fees Transfer Amount	R$ 0.00
	(iii) Brazilian Collateral Agent Fees Transfer Amount	R$ 0.00
	(iv) Excess Companhia Securitizadora Expenses Transfer Amount	(R$ 54,408.69)
Third	(i) to the Revenue Account	R$ 0.00
	(ii) (A) to the Series 2014-2 Special Series Account	R$ 0.00
	(ii) (B) to the Series 2014-2 Special Debt Service Reserve Account	R$ 0.00
	(ii) (C) to the Special Interest Liquidity Reserve Account	R$ 0.00
	(ii) (D) to the Special Interest Trigger Event Reserve Account	R$ 0.00
	(iii) to the holder of the Sponsor Note and/or RJS	R$ 0.00
Fourth	(i) (A), (B), (C) and (D)	(R$ 78,383.33)
	(ii) to the holder of the Sponsor Note and to RJS	(R$ 243,148,384.10)
Total Debt		**(R$ 243,304,610.00)**

Section (C) – Detailed Revenue Account Waterfall

Revenue Account Waterfall		Amount
Priority	**Description**	
First	Issuer Expenses Transfer Amount	US$ 0.00
Second	To the Series 2014-1 Senior Interest Subaccount	US$ 0.00
	To the Series 2014-2 Senior Interest Subaccount	US$ 0.00
	To the Series 2014-3 Senior Interest Subaccount	US$ 0.00
	To the Series 2018-1 Senior Interest Subaccount	US$ 0.00
Third	To the Series 2014-1 Senior Scheduled Principal Subaccount	US$ 0.00
	To the Series 2014-2 Senior Scheduled Principal Subaccount	US$ 0.00
	To the Series 2014-3 Senior Scheduled Principal Subaccount	US$ 0.00
	To the Series 2018-1 Senior Scheduled Principal Subaccount	US$ 0.00
Fourth	To the Series 2014-1 Debt Service Reserve Account	US$ 0.00
	To the Series 2014-2 Debt Service Reserve Account	US$ 0.00
	To the Series 2014-3 Debt Service Reserve Account	US$ 0.00
	To the Series 2018-1 Debt Service Reserve Account	US$ 0.00
Fifth	(i) To the Liquidity Reserve Account	US$ 0.00
	(ii) To the Special Interest Liquidity Reserve Account	US$ 0.00
Sixth	To the Series 2014-1 Senior Accelerated Principal Subaccount	US$ 0.00
	To the Series 2014-2 Senior Accelerated Principal Subaccount	US$ 0.00
	To the Series 2014-3 Senior Accelerated Principal Subaccount	US$ 0.00
	To the Series 2018-1 Senior Accelerated Principal Subaccount	US$ 0.00
Seventh	To the Series 2014-1 Senior Excess Interest Subaccount	US$ 0.00
	To the Series 2014-2 Senior Excess Interest Subaccount	US$ 0.00
	To the Series 2014-3 Senior Excess Interest Subaccount	US$ 0.00
	To the Series 2018-1 Senior Excess Interest Subaccount	US$ 0.00
Eighth	To the Series 2014-1 Senior Excess Scheduled Principal Subaccount	US$ 0.00
	To the Series 2014-2 Senior Excess Scheduled Principal Subaccount	US$ 0.00
	To the Series 2014-3 Senior Excess Scheduled Principal Subaccount	US$ 0.00
	To the Series 2018-1 Senior Excess Scheduled Principal Subaccount	US$ 0.00
Ninth	To the Series 2014-1 Senior Excess Accelerated Principal Subaccount	US$ 0.00
	To the Series 2014-2 Senior Excess Accelerated Principal Subaccount	US$ 0.00
	To the Series 2014-3 Senior Excess Accelerated Principal Subaccount	US$ 0.00
	To the Series 2018-1 Senior Excess Accelerated Principal Subaccount	US$ 0.00
Tenth	(i) to the Trigger Event Reserve Account	US$ 0.00
	(ii) to the Special Interest Trigger Event Reserve Account	US$ 0.00
Eleventh	Not applicable	US$ 0.00
Twelfth	Not applicable	US$ 0.00
Thirteenth	Not applicable	US$ 0.00
Fourteenth	To the Reserve LC Expenses Subaccount	US$ 0.00
Fifteenth	To the holder of the Sponsor Note and to RJS	(US$ 65,772,516.88)
Total Debt		**(US$ 65,772,516.88)**

Section (D) – Transfer Amounts Details and Supporting Calculations

(i) Excess Companhia Securitizadora Expenses Transfer Amount

Service Provider	Cetip S.A. – Mercados Organizados
Description	Services related to registration, central securities depository (CSD), trading and settlement of local debentures issued by Companhia Securitizadora
Expense	Custody Fee
Source	www.cetip.com.br – *Comunicados e Documentos – Tabela de Preços*
Total Amount Due	**R$ 6,397.49**

Supporting Calculations:

1) Custody Fee

$$Custody = (Local\ Debenture\ Amount\ x\ Applicable\ Rate) + \ Additional\ Amount - Synergy\ Transfer*$$

$$Custody = (R\$\ 529{,}074{,}720.00\ x\ 0{,}001790\%) + R\$\ 0.00\ \ - R\$\ 3.072{,}95 = \boldsymbol{R\$\ 6{,}397.49}$$

*as a result of integration between Cetip and BM&F Bovespa.

Service Provider	Banco do Brasil S.A.
Description	Services related to receiving payments from the Companhia Securitizadora and then distributing to the holders of local debentures
Expense	Paying Agent Fee
Source	*Contrato de Banco Mandatário*
Total Amount Due	**R$ 5,713.58**

Supporting Calculations:

1) Paying Agent Fee

Fixed monthly fee of R$ 4,900.00, adjusted annually on the anniversary of Closing Date based upon IGP-DI index (*Índice Geral de Preços – Disponibilidade Interna*).

$$Adjusted\ Paying\ Agent\ Fee = Monthly\ Fee\ x\ IGP - DI\ Index$$

$$Adjusted\ Paying\ Agent\ Fee = R\$\ 5{,}136.40^{*}\ x\ 111.2370\% = \boldsymbol{R\$\ 5{,}713.58}$$

* Adjusted Paying Agent Fee as of June/2016

Service Provider	Banco do Brasil S.A.
Description	Services related to holding the collateral on behalf of the holders of local debentures issued by Companhia Securitizadora
Expense	Local Debentures Collateral Agent Fee
Source	*Contrato de Administração de Contas*
Total Amount Due	**R$ 3,927.02**

Section (D) – Transfer Amounts Details and Supporting Calculations (cont.)

(i) Excess Companhia Securitizadora Expenses Transfer Amount (cont.)

Supporting Calculations:

1) Collateral Agent Fee

Fixed monthly fee of R$ 3,000.00 adjusted annually on the anniversary of Closing Date based upon IPCA index (*Índice Nacional de Preços ao Consumidor Amplo*), plus any additional amounts that may be necessary to offset the effect of any withholding taxes.

Taxes: *Imposto de Renda* (IR) – 1,5%, *Contribuição Social sobre o Lucro Líquido* (CSLL) – 1,0%, *Contribuição para o Financiamento da Seguridade Social* (Cofins) – 3,0% and *Programa de Integração Social e Programa de Formação do Patrimônio do Servidor Público* (PIS / Pasep) – 0,65%.

1.a) Collateral Agent Fee Adjustment

$$Adjusted\ Collateral\ Agent\ Fee = Monthly\ Fee\ x\ IPCA\ Index$$

$$Adjusted\ Collateral\ Agent\ Fee = R\$\ 3{,}557.54^{*}\ x\ 103.59713\% = \boldsymbol{R\$\ 3{,}685.51}$$

1.b) Collateral Agent Fee including Taxes

$$Collateral\ Agent\ Fee = \frac{Fixed\ Fee\ (adjusted\ annually)}{(1 - taxes)}$$

$$Collateral\ Agent\ Fee = \frac{R\$\ 3{,}685.51}{(1 - 0{,}0615)} = \boldsymbol{R\$\ 3{,}927.02}$$

* Monthly Fee from 06/20/17 to 06/19/18.

Service Provider	Fundo Único de Previdência Social do Estado do Rio de Janeiro
Description	Headquarter's office rental agreement
Expense	Rental Fee
Source	*Termo de Cessão de Uso de Imóvel*
Total Amount Due	**R$ 748.68**

Supporting Calculations:

1) Rental Fee

Fixed rate monthly fee of R$ 595.00, adjusted annually on the anniversary of the agreement initial date based upon INPC index (*Índice Nacional de Preços ao Consumidor*).

$$Adjusted\ Rental\ Fee = Monthly\ Fee\ x\ INPC\ Index$$

$$Adjusted\ Rental\ Fee = R\$\ 736.23^{*}\ x\ 101.6910\% = \boldsymbol{R\$\ 748.68}$$

* Monthly rental fee as of May/2018

Section (D) – Transfer Amounts Details and Supporting Calculations (cont.)

(i) Excess Companhia Securitizadora Expenses Transfer Amount (cont.)

Service Provider	Rio Petróleo SPE S/A Director's fee
Description	Director's remuneration
Expense	Director's Fee
Source	*Estatuto Social*
Total Amount Due	**R$ 15,925.00**

Supporting Calculations:

1) Director's Fee

Fixed rate monthly fee of R$ 6,500.00 for each Director plus INSS*.

Director		**Director**		**Total**
Fábio Rodrigo Amaral de Assunção		Flávio Câmara Carreiro		
Month	**Amount**	**Month**	**Amount**	
Jun 18	R$ 6,500.00	Jun 18	R$ 6,500.00	R$ 13,000.00
Jun 18 (INSS)	R$ 1,462.50	Jun 18 (INSS)	R$ 1,462.50	R$ 2,925.00
Total	**R$ 7,962.50**	**Total**	**R$ 7,962.50**	**R$ 15,925.00**

* Social Security Tax

Service Provider	Martins, Antunes & Vilela Advogados
Description	Legal Services related to Companhia Securitizadora's General Meeting with approved the hiring of BDO RCS Controladoria e Contabilidade Ltda. as the new accounting and management services provider.
Expense	Legal Fee
Source	*Invoice no. 085*
Total Amount Due	**R$ 8,780.00**

Service Provider	BDO RCS Controladoria e Contabilidade Ltda.
Description	Services related to management and accounting processes of Companhia Securitizadora
Expense	Companhia Securitizadora Controller Fee
Source	*Invoice No 177*
Total Amount Due	**R$ 9,795.92**

Section (D) – Transfer Amounts Details and Supporting Calculations (cont.)

(i) Excess Companhia Securitizadora Expenses Transfer Amount (cont.)

Service Provider	Junta Comercial do Estado do Rio de Janeiro – JUCERJA
Description	Services related to the registration of December General Meeting Minutes.
Expense	Registration Fee
Source	Invoice No. 102708193
Total Amount Due	**R$ 591.00**

Supporting Calculations:

1) Registration Fee - Invoice No. 102571838 – R$ 570.00;
2) IRRF related to Registration Fee – R$ 21.00.

Description	Taxation on Companhia Securitizadora's Revenue
Expense	PIS/COFINS
Source	*Campos Mello Legal Opinion*
Total Amount Due	**R$ 2,530.01**

Supporting Calculations:

1) PIS/COFINS

$$PIS\ /\ COFINS = \left[\frac{Expenses}{(1 - 0{,}0465)}\right] - Expenses$$

$$PIS — COFINS = \left[\frac{R\$\ 51{,}878.68}{(1 - 0{,}0465)}\right] - R\$\ 51{,}878.68 = \boldsymbol{R\$\ 2{,}530.00}$$

Total Excess Companhia Securitizadora Expenses

$$R\$\ 6{,}397.49 + R\$\ 5{,}713.58 + R\$\ 3{,}927.02 + R\$\ 748{,}68 + R\$\ 15{,}925.00 + R\$\ 9{,}795.92$$
$$+ R\$\ 8{,}780.00 + R\$\ 591.00 + R\$\ 2{,}530.00 = \boldsymbol{R\$\ 54{,}408.69}$$

Section (D) – Transfer Amounts Details and Supporting Calculations (cont.)

(ii) Excess Expenses to the Issuer Expenses

Service Provider	BB Securities Ltd.
Description	Expenses reimbursements for the 5th and 6th waivers execution - Sergio Bermudes Advogados
Expense	Legal Fees
Source	Invoice w/o number from 05/11/18
Total Amount Due	**R$ 78,383.33**

Total Excess Expenses to the Issuer Expenses = $R\$\ 78,383.33$

Section (D) – Transfer Amounts Details and Supporting Calculations (cont.)

(iii) Taxation Expenses Transfer Amount

1) All funds transferred from Brazil to the Issuer abroad and/or from the Issuer abroad to Brazil are subject to IOF (*Imposto sobre Operações de Crédito, Câmbio e Seguros ou relativos a Títulos ou Valores Mobiliários*) at the rate of 0.38%;

2) All funds transferred from Brazil to the Issuer abroad are subject to IRRF (*Imposto de Renda Retido na Fonte*) at the rate of 15.00%, for the amounts other than related to a portion of Principal Payments that does not represent capital gain as a consequence of exchange rate movement, to fund the Debt Service Reserve Account, to fund the Liquidity Reserve Account and to fund the Trigger Event Reserve Account;

3) All funds drawn from the Debt Service Reserve Account, from the Liquidity Reserve Account and from the Trigger Event Reserve Account outside Brazil to be used for Interest Payment and for the portion of Principal Payment that represents capital gain as a consequence of exchange rate movement are subject to IRRF (*Imposto de Renda Retido na Fonte*) at the rate of 15,00%.

<u>Supporting Calculations</u>:

IRRF

i. Companhia Securitizadora Expenses not transferred to the Issuer outside Brazil

$$IRRF = \left[\frac{(Expenses\ Amount)}{(1-0.15)}\right] - (Expenses\ Amount)$$

$$IRRF = \left[\frac{R\$\ 54{,}408.68}{(0.85)}\right] - R\$\ 54{,}408.68 = \boldsymbol{R\$\ 9{,}601.53\ (US\$\ 2{,}596.41)}$$

ii. Excess Expenses to the Issuer Expenses not transferred to the Issuer outside Brazil

$$IRRF = \left[\frac{(Expenses\ Amount)}{(1-0.15)}\right] - (Expenses\ Amount)$$

$$IRRF = \left[\frac{R\$\ 78{,}383.33}{(0.85)}\right] - R\$\ 78{,}383.33 = \boldsymbol{R\$\ 13{,}832.35\ (US\$\ 3{,}740.50)}$$

Total Taxation Expenses

$$R\$\ 9{,}601.53 + US\$\ 13{,}832.35 = \boldsymbol{US\$\ 23{,}433.88\ (R\$\ 6{,}336.91)}$$

Section (E) – Transaction Accounts Balance

Collections Account		Amount
Date	Description	
05/11/18	Balance	R$ 0.00
05/17/18	Assigned Oil Revenues and Assigned Oil Revenue Rights	R$ 243,304,610.00
05/18/18	Taxation Expenses Transfer Amount	(R$ 23,433.88)
05/18/18	Excess Companhia Securitizadora Expenses Transfer Amount	(R$ 54,408.69)
05/18/18	Excess Expenses to the Issuer Expenses	(R$ 78,383.33)
05/18/18	To the holder of the Sponsor Note and to RJS	(R$ 243,148,384.10)
Final Balance as of the close of business of May 18, 2018		**R$ 0.00**

Series 2014-2 Special Series Account		Amount
Date	Description	
05/11/18	Balance	R$ 56,405,258.18
Final Balance as of the close of business of May 18, 2018		**R$ 56,405.258.18**

Series 2014-2 Special Debt Service Reserve Account		Amount
Date	Description	
05/11/18	Balance	R$ 170,197,994.00
Final Balance as of the close of business of May 18, 2018		**R$ 170,197,994.00**

Special Interest Liquidity Reserve Account		Amount
Date	Description	
05/11/18	Balance	R$ 0.00
Final Balance as of the close of business of May 18, 2018		**R$ 0.00**

Special Interest Trigger Event Reserve Account		Amount
Date	Description	
05/11/18	Balance	R$ 0.00
Final Balance as of the close of business of May 18, 2018		**R$ 0.00**

Section (F) – Other Information

Events	Y / N
Has any Event of Default occurred or continued as of the close of business for the Indenture Trustee on the related Allocation Date?	No
Has any Trigger Event occurred or continued as of the close of business for the Indenture Trustee on the related Allocation Date?	No
Has any Bond Administrator Replacement Event occurred or continued as of the close of business for the Indenture Trustee on the related Allocation Date?	No
Has any Servicer Replacement Event occurred or continued as of the close of business for the Indenture Trustee on the related Allocation Date?	No
Has any Event of Default been declared as of the close of business for the Indenture Trustee on the related Allocation Date?	No
Has any Early Amortization Period been declared as of the close of business for the Indenture Trustee on the related Allocation Date?	No
Has there been the occurrence of conditions which give rise to any Sponsor Refund Obligations or any RJS Damages as of the close of business for the Indenture Trustee on the related Allocation Date?	No

May 28, 2018

TRANSFER REPORT

This Transfer Report has been prepared by Banco do Brasil S.A., for its role as Bond Administrator in connection with the issuance of (a) US$ 2,000,000,000 aggregate principal amount of 6.25% Series 2014-1 Notes due 2024 (the "Series 2014-1 Notes"); (b) R$ 2,400,000,000 aggregate principal amount of 16.25% Series 2014-2 Notes due 2022 (the "Series 2014-2 Notes"), (c) US$ 1,100,000,000 aggregate principal amount of 6.75% Series 2014-3 Notes due 2027 (the "Series 2014-3 Notes"); and (d) US$ 600,000,000 aggregate principal amount of 8.20% Series 2018-1 Notes due 2028 by Rio Oil Finance Trust and in accordance with the terms set forth in the Amended and Restated Indenture dated as of June 20, 2014, and as amended and restated as of April 03, 2018 (the "Indenture"), in the Amended and Restated Series 2014-1 Indenture Supplement and the Amended and Restated Series 2014-2 Indenture Supplement, dated as of June 20, 2014, and as amended and restated as of March 07, 2018, in the Amended and Restated Series 2014-3 Indenture Supplement dated as of November 21, 2014, and as amended and restated as of March 07, 2018, and in the Series 2018-1 Indenture Supplement dated as of April 19, 2018 (the "Indenture Supplements").

Some of the terms set forth in the Indenture and in the Indenture Supplements were amended by that certain Waiver and Amendment Agreement dated as of October 20, 2015 (the "First Waiver and Amendment Agreement"), by that certain Waiver and Amendment Agreement dated as of June 20, 2016 (the "Second Waiver and Amendment Agreement"), by that certain Waiver and Amendment Agreement dated as of October 11, 2016 (the "Third Waiver and Amendment Agreement"), by that certain Rescission and Amendment Agreement dated as of December 05, 2016 (the "Fourth Rescission and Amendment Agreement"), by that certain Rescission and Amendment Agreement dated as of December 04, 2017 (the "Fifth Rescission and Amendment Agreement"), and by that certain Waiver, Rescission and Amendment Agreement dated as of March 07, 2018 (the "Sixth Waiver, Resscission and Amendment Agreement''), and are fully reflected in all calculations of this Transfer Report.

The duties and obligations of Banco do Brasil S.A. is determined solely by the express provisions of the Indenture and the other Transactions Documents which it is a part, such as the responsibility for making all the calculations and determinations including, but not limited to, Transfer Amounts. Banco do Brasil S.A. shall not be liable except for the performance of such duties and obligations.

Banco do Brasil S.A. may conclusively rely as to the truth of the statements and the correctness of the opinions expressed in any Transaction Document and upon any statements, certificates or opinions furnished in writing to Banco do Brasil S.A. pursuant to any of the Transaction Documents and conforming to the requirements of the Transaction Documents. Banco do Brasil S.A. may conclusively rely upon, and shall be protected in acting or refraining from acting upon, and shall not be bound to make any investigation into the facts or matters stated in a written resolution, certificate, statement, instrument, opinion, report, notice, request, consent, order, note, Officer's Certificate, guaranty or other paper or document reasonably believed by it to be genuine and to have been signed or presented by the proper Person(s).

This Transfer Report is addressed exclusively to Citibank N.A. (the Indenture Trustee) to be used as Transfer Instructions of the Revenue Account Waterfall in each Transfer Date.

For the effects of this Transfer Report, the Reais Allocation Date is May 25, 2018, the Reais Transfer Date is May 28, 2018, the Allocation Date is May 29, 2018 and the Transfer Date is May 30, 2018.

The exchange rate for dollar/reais conversion used in this Transfer Report is R$ 3.671.

Table of Contents

Section (A) – Collections Revenue and Expenses Breakdowns 4

Section (B) – Detailed Collections Account Waterfall..... 5

Section (C) – Detailed Revenue Account Waterfall..... 6

Section (D) – Transfer Amounts Details and Supporting Calculations 7

(i) Excess Expenses to the Issuer Expenses 7

(ii) Taxation Expenses Transfer Amount ……..... 8

Section (E) – Transaction Accounts Balance..... 9

Section (F) – Other Information 10

Section (G) – Transfer Instructions..... 11

Defined Terms

"Allocation Date" shall mean, with respect to any Transfer Date, the Business Day which is immediately prior to such Transfer Date.

"Officer's Certificate" shall mean, in the case any of the Issuer and the Sponsor and the Indenture Trustee, a certificate signed by an Authorized Officer or the president or chairman (or other equivalent officer) of such Person or acting on behalf of such Person.

"Person" shall mean any individual, corporation, company, partnership, joint venture, trust, estate, unincorporated association, Governmental Authority or other entity of whatever nature.

"Reais Allocation Date" shall mean, with respect of any Reais Transfer Date, the Business Day which is immediately prior to such Reais Transfer Date.

"Reais Transfer Date" shall mean each Business Day of each calendar month following a Business Day when, as of the Balance Transfer Time for the Bond Administrator, there are available funds in the Collections Account for allocation in accordance with the Indenture.

"Transaction Documents" shall mean, collectively, the Indenture, the Series 2014-1 Notes, the Series 2014-2 Notes, the Series 2014-1 Indenture Supplement, the Series 2014-2 Indenture Supplement, the Bill of Sale, the Royalties Rights Agreement, the Servicing Agreement, the Pledge Agreement, the Trust Agreement, the Initial Oil Revenue and Rights Bill of Sale, the Banco do Brasil Oil Revenue and Rights Bill of Sale, the Caixa Oil Revenue and Rights Bill of Sale, the Instruments and any Indenture Supplements with respect to future Series of Instruments, and any purchase agreement related to the Instruments.

"Transfer Amount" shall mean, as of any Transfer Date, any of the Issuer Expenses Transfer Amount, the Taxation Expenses Transfer Amount, the Servicer Fee Transfer Amount, the Reserve LC Expenses Transfer Amount, any Debt Service Reserve Account Transfer Amount, any Series Senior Interest Transfer Amount for any Series of Securities, any Series Senior Scheduled Principal Transfer Amount for any Series of Securities, any Series Senior Excess Scheduled Principal Transfer Amount for any Series of Securities, any Series Senior Accelerated Principal Transfer Amount for any Series of Securities, any Series Senior Excess Accelerated Principal Transfer amount for any Series of Securities, any Series Subordinated Interest Transfer Amount for any Series of Securities, any Series Subordinated Scheduled Principal Transfer Amount for any Series of Securities, and/or any Series Subordinated Accelerated Principal Transfer Amount for any Series of Securities, each as of such Transfer Date.

"Transfer Date" shall mean each Business Day of each calendar month when there are available funds in the Revenue Account for distribution in accordance with the Revenue Account Waterfall.

"Transfer Instructions" shall have the meaning set forth in Section 4.10(b) of the Indenture, as follow *"On any Reais Transfer Date, prior to transferring any amounts, the Bond Administrator shall (i) first calculate the allocation of funds assuming that (A) the full amount of funds available for transfer on such Reais Transfer Date are allocated for transfer in accordance with the Collections Account Waterfall and (B) the full amount of funds available for transfer on such Transfer Date are allocated for transfer on such Transfer Date in accordance with the Revenue Account Waterfall and the Bond Administrator shall reduce such calculations to written transfer instructions for such Reais Transfer Date, the related Transfer Date or a related Payment Date.*"

Section (A) – Collections Revenue and Expense Breakdowns

The tables below show the total Collections and any other amounts received by the Servicer on such Reais Allocation Date, with respect to the Collateral of the transaction.

RJS Oil Revenues and RJS Oil Revenue Rights	Amount
Royalties – up to 5% (Law Nº 7,990 of December 28, 1989)	R$ 0.00
Royalties – more than 5% (Law Nº 9,478 of August 6, 1997)	R$ 0.00
Special Participations (Law Nº 9,478 of August 6, 1997)	R$ 27,931,302.69
FEP (Special Petroleum Fund) – Law Nº 7,990 and Law Nº 9,478	R$ 727,931.87
Total amount transferred to RJS Oil Revenues Dedicated Account	**R$ 28,659,134.56**

Statutory Oil Revenue Allocations by RJS	Amount
PASEP (Program for the Formation of Assets of Public Servants)	(R$ 286,591.33)
FECAM (State Fund for Environmental Conservation and Urban Development) [1]	R$ 0.00
Municipalities within RJS	R$ 0.00
Brazilian Federal Government (Assignment Agreement of October 29, 1999)	R$ 0.00
Conta B (State Decree Nº 43,783 of September 12, 2012)	R$ 0.00
Total RJS Oil Revenue Allocations	**(R$ 286,591.33)**

Assigned Oil Revenues and Assigned Oil Revenue Rights	Amount
RJS Oil Revenues and RJS Oil Revenue Rights	R$ 28,659,134.56
RJS Oil Revenue Allocations	(R$ 286,591.33)
Net amount transferred to Collections Account	**R$ 28,372,543.23**

1) According to the Amendment to the State of Rio de Janeiro Constitution Nº 70 of December 12, 2017 and the State Law Nº 178 of December 20, 2017 (the "FECAM Subordination Legislation"), amounts related to FECAM Allocation are not deducted from Royalties and Special Participations, but instead are allocated according to priority fifteenth of the Revenue Account Waterfall (Section 4.3.(o) of the Indenture).

Section (B) – Detailed Collections Account Waterfall

Collections Account Waterfall		Amount
Priority	**Description**	
First	Taxation Expenses Transfer Amount	(R$ 11,017.10)
Second	(i) Servicer Fee Transfer Amount	R$ 0.00
	(ii) Bond Administrator Fees Transfer Amount	R$ 0.00
	(iii) Brazilian Collateral Agent Fees Transfer Amount	R$ 0.00
	(iv) Excess Companhia Securitizadora Expenses Transfer Amount	R$ 0.00
Third	(i) to the Revenue Account	R$ 0.00
	(ii) (A) to the Series 2014-2 Special Series Account	R$ 0.00
	(ii) (B) to the Series 2014-2 Special Debt Service Reserve Account	R$ 0.00
	(ii) (C) to the Special Interest Liquidity Reserve Account	R$ 0.00
	(ii) (D) to the Special Interest Trigger Event Reserve Account	R$ 0.00
	(iii) to the holder of the Sponsor Note and/or RJS	R$ 0.00
Fourth	(i) (A), (B), (C) and (D)	(R$ 61,114.26)
	(ii) to the holder of the Sponsor Note and to RJS	(R$ 28,300,411.87)
Total Debt		**(R$ 28,372,543.23)**

Section (C) – Detailed Revenue Account Waterfall

Revenue Account Waterfall		Amount
Priority	**Description**	
First	Issuer Expenses Transfer Amount	US$ 0.00
Second	To the Series 2014-1 Senior Interest Subaccount	US$ 0.00
	To the Series 2014-2 Senior Interest Subaccount	US$ 0.00
	To the Series 2014-3 Senior Interest Subaccount	US$ 0.00
	To the Series 2018-1 Senior Interest Subaccount	US$ 0.00
Third	To the Series 2014-1 Senior Scheduled Principal Subaccount	US$ 0.00
	To the Series 2014-2 Senior Scheduled Principal Subaccount	US$ 0.00
	To the Series 2014-3 Senior Scheduled Principal Subaccount	US$ 0.00
	To the Series 2018-1 Senior Scheduled Principal Subaccount	US$ 0.00
Fourth	To the Series 2014-1 Debt Service Reserve Account	US$ 0.00
	To the Series 2014-2 Debt Service Reserve Account	US$ 0.00
	To the Series 2014-3 Debt Service Reserve Account	US$ 0.00
	To the Series 2018-1 Debt Service Reserve Account	US$ 0.00
Fifth	(i) To the Liquidity Reserve Account	US$ 0.00
	(ii) To the Special Interest Liquidity Reserve Account	US$ 0.00
Sixth	To the Series 2014-1 Senior Accelerated Principal Subaccount	US$ 0.00
	To the Series 2014-2 Senior Accelerated Principal Subaccount	US$ 0.00
	To the Series 2014-3 Senior Accelerated Principal Subaccount	US$ 0.00
	To the Series 2018-1 Senior Accelerated Principal Subaccount	US$ 0.00
Seventh	To the Series 2014-1 Senior Excess Interest Subaccount	US$ 0.00
	To the Series 2014-2 Senior Excess Interest Subaccount	US$ 0.00
	To the Series 2014-3 Senior Excess Interest Subaccount	US$ 0.00
	To the Series 2018-1 Senior Excess Interest Subaccount	US$ 0.00
Eighth	To the Series 2014-1 Senior Excess Scheduled Principal Subaccount	US$ 0.00
	To the Series 2014-2 Senior Excess Scheduled Principal Subaccount	US$ 0.00
	To the Series 2014-3 Senior Excess Scheduled Principal Subaccount	US$ 0.00
	To the Series 2018-1 Senior Excess Scheduled Principal Subaccount	US$ 0.00
Ninth	To the Series 2014-1 Senior Excess Accelerated Principal Subaccount	US$ 0.00
	To the Series 2014-2 Senior Excess Accelerated Principal Subaccount	US$ 0.00
	To the Series 2014-3 Senior Excess Accelerated Principal Subaccount	US$ 0.00
	To the Series 2018-1 Senior Excess Accelerated Principal Subaccount	US$ 0.00
Tenth	(i) to the Trigger Event Reserve Account	US$ 0.00
	(ii) to the Special Interest Trigger Event Reserve Account	US$ 0.00
Eleventh	Not applicable	US$ 0.00
Twelfth	Not applicable	US$ 0.00
Thirteenth	Not applicable	US$ 0.00
Fourteenth	To the Reserve LC Expenses Subaccount	US$ 0.00
Fifteenth	To the holder of the Sponsor Note and to RJS	(US$ 7,709,183.29)
Total Debt		**(US$ 7,709,183.29)**

Section (D) – Transfer Amounts Details and Supporting Calculations

(i) Excess Expenses to the Issuer Expenses

Service Provider	BB Securities Ltd.
Description	Rating Agency and Notary expenses reimbursements for the 5th and 6th waivers execution
Expense	Expenses Reimbursements
Source	As per below
Total Amount Due	**US$ 16,647.85**

Supporting Calculations:

Invoice No. 2018/50 – US$ 15,730.38
Travel Expenses (Fitch – Invoice No. 7149010966)

Invoice No. 2018/36 – US$ 917.47
Notary/Power of Attorney Expenses (Invoice No. 232783 – 7149010966)

Total Excess Expenses to the Issuer Expenses = $\boldsymbol{US\$\ 16,647.85}$

Section (D) – Transfer Amounts Details and Supporting Calculations (cont.)

(ii) Taxation Expenses Transfer Amount

1) All funds transferred from Brazil to the Issuer abroad and/or from the Issuer abroad to Brazil are subject to IOF (*Imposto sobre Operações de Crédito, Câmbio e Seguros ou relativos a Títulos ou Valores Mobiliários*) at the rate of 0.38%;

2) All funds transferred from Brazil to the Issuer abroad are subject to IRRF (*Imposto de Renda Retido na Fonte*) at the rate of 15.00%, for the amounts other than related to a portion of Principal Payments that does not represent capital gain as a consequence of exchange rate movement, to fund the Debt Service Reserve Account, to fund the Liquidity Reserve Account and to fund the Trigger Event Reserve Account;

3) All funds drawn from the Debt Service Reserve Account, from the Liquidity Reserve Account and from the Trigger Event Reserve Account outside Brazil to be used for Interest Payment and for the portion of Principal Payment that represents capital gain as a consequence of exchange rate movement are subject to IRRF (*Imposto de Renda Retido na Fonte*) at the rate of 15,00%.

<u>Supporting Calculations</u>:

1) IOF

$$IOF = Amount\ Wired\ Offshore\ x\ 0.38\%$$

$$IOF = US\$\ 16{,}647.85\ x\ 0.38\% = \boldsymbol{US\$\ 63.26\ (R\$\ 232.23)}$$

2) IRRF

i. Excess Expenses to the Issuer Expenses not transferred to the Issuer outside Brazil

$$IRRF = \left[\frac{(Expenses\ Amount)}{(1 - 0.15)}\right] - (Expenses\ Amount)$$

$$IRRF = \left[\frac{US\$\ 16{,}647.85}{(0.85)}\right] - US\$\ 16{,}647.85 = \boldsymbol{US\$\ 2{,}937.86\ (R\$\ 10{,}784.87)}$$

Total Taxation Expenses

$$US\$\ 63.26 + US\$\ 10{,}784.87 = \boldsymbol{US\$\ 3{,}001.12\ (R\$\ 11{,}017.10)}$$

Section (E) – Transaction Accounts Balance

Collections Account		Amount
Date	Description	
05/18/18	Balance	R$ 0.00
05/25/18	Assigned Oil Revenues and Assigned Oil Revenue Rights	R$ 28,372,543.23
05/28/18	Taxation Expenses Transfer Amount	(R$ 11,017.10)
05/28/18	Excess Expenses to the Issuer Expenses	(R$ 61,114.26)
05/28/18	To the holder of the Sponsor Note and to RJS	(R$ 28,300,411.87)
Final Balance as of the close of business of May 28, 2018		**R$ 0.00**

Series 2014-2 Special Series Account		Amount
Date	Description	
05/18/18	Balance	R$ 56,405,258.18
Final Balance as of the close of business of May 28, 2018		**R$ 56,405.258.18**

Series 2014-2 Special Debt Service Reserve Account		Amount
Date	Description	
05/18/18	Balance	R$ 170,197,994.00
Final Balance as of the close of business of May 28, 2018		**R$ 170,197,994.00**

Special Interest Liquidity Reserve Account		Amount
Date	Description	
05/18/18	Balance	R$ 0.00
Final Balance as of the close of business of May 28, 2018		**R$ 0.00**

Special Interest Trigger Event Reserve Account		Amount
Date	Description	
05/18/18	Balance	R$ 0.00
Final Balance as of the close of business of May 28, 2018		**R$ 0.00**

Section (F) – Other Information

Events	Y / N
Has any Event of Default occurred or continued as of the close of business for the Indenture Trustee on the related Allocation Date?	No
Has any Trigger Event occurred or continued as of the close of business for the Indenture Trustee on the related Allocation Date?	No
Has any Bond Administrator Replacement Event occurred or continued as of the close of business for the Indenture Trustee on the related Allocation Date?	No
Has any Servicer Replacement Event occurred or continued as of the close of business for the Indenture Trustee on the related Allocation Date?	No
Has any Event of Default been declared as of the close of business for the Indenture Trustee on the related Allocation Date?	No
Has any Early Amortization Period been declared as of the close of business for the Indenture Trustee on the related Allocation Date?	No
Has there been the occurrence of conditions which give rise to any Sponsor Refund Obligations or any RJS Damages as of the close of business for the Indenture Trustee on the related Allocation Date?	No

Section (G) – Transfer Instructions

Transaction: Funds to the Issuer Expenses Subaccount			Amount
Type	Account	Name	
Debt	11249600	Revenue Account	(US$ 16,647.85)
Credit	11265100	Issuer Expenses Subaccount	US$ 16,647.85

June 12, 2018

TRANSFER REPORT

This Transfer Report has been prepared by Banco do Brasil S.A., for its role as Bond Administrator in connection with the issuance of (a) US$ 2,000,000,000 aggregate principal amount of 6.25% Series 2014-1 Notes due 2024 (the "Series 2014-1 Notes"); (b) R$ 2,400,000,000 aggregate principal amount of 16.25% Series 2014-2 Notes due 2022 (the "Series 2014-2 Notes"), (c) US$ 1,100,000,000 aggregate principal amount of 6.75% Series 2014-3 Notes due 2027 (the "Series 2014-3 Notes"); and (d) US$ 600,000,000 aggregate principal amount of 8.20% Series 2018-1 Notes due 2028 by Rio Oil Finance Trust and in accordance with the terms set forth in the Amended and Restated Indenture dated as of June 20, 2014, and as amended and restated as of April 03, 2018 (the "Indenture"), in the Amended and Restated Series 2014-1 Indenture Supplement and the Amended and Restated Series 2014-2 Indenture Supplement, dated as of June 20, 2014, and as amended and restated as of March 07, 2018, in the Amended and Restated Series 2014-3 Indenture Supplement dated as of November 21, 2014, and as amended and restated as of March 07, 2018, and in the Series 2018-1 Indenture Supplement dated as of April 19, 2018 (the "Indenture Supplements").

Some of the terms set forth in the Indenture and in the Indenture Supplements were amended by that certain Waiver and Amendment Agreement dated as of October 20, 2015 (the "First Waiver and Amendment Agreement"), by that certain Waiver and Amendment Agreement dated as of June 20, 2016 (the "Second Waiver and Amendment Agreement"), by that certain Waiver and Amendment Agreement dated as of October 11, 2016 (the "Third Waiver and Amendment Agreement"), by that certain Rescission and Amendment Agreement dated as of December 05, 2016 (the "Fourth Rescission and Amendment Agreement"), by that certain Rescission and Amendment Agreement dated as of December 04, 2017 (the "Fifth Rescission and Amendment Agreement"), and by that certain Waiver, Rescission and Amendment Agreement dated as of March 07, 2018 (the "Sixth Waiver, Resscission and Amendment Agreement''), and are fully reflected in all calculations of this Transfer Report.

The duties and obligations of Banco do Brasil S.A. is determined solely by the express provisions of the Indenture and the other Transactions Documents which it is a part, such as the responsibility for making all the calculations and determinations including, but not limited to, Transfer Amounts. Banco do Brasil S.A. shall not be liable except for the performance of such duties and obligations.

Banco do Brasil S.A. may conclusively rely as to the truth of the statements and the correctness of the opinions expressed in any Transaction Document and upon any statements, certificates or opinions furnished in writing to Banco do Brasil S.A. pursuant to any of the Transaction Documents and conforming to the requirements of the Transaction Documents. Banco do Brasil S.A. may conclusively rely upon, and shall be protected in acting or refraining from acting upon, and shall not be bound to make any investigation into the facts or matters stated in a written resolution, certificate, statement, instrument, opinion, report, notice, request, consent, order, note, Officer's Certificate, guaranty or other paper or document reasonably believed by it to be genuine and to have been signed or presented by the proper Person(s).

This Transfer Report is addressed exclusively to Citibank N.A. (the Indenture Trustee) to be used as Transfer Instructions of the Revenue Account Waterfall in each Transfer Date.

For the effects of this Transfer Report, the Reais Allocation Date is June 11, 2018, the Reais Transfer Date is June 12, 2018, the Allocation Date is June 13, 2018 and the Transfer Date is June 14, 2018.

The exchange rate for dollar/reais conversion used in this Transfer Report is R$ 3.7044

Table of Contents

Section (A) – Collections Revenue and Expenses Breakdowns 4

Section (B) – Detailed Collections Account Waterfall..... 5

Section (C) – Detailed Revenue Account Waterfall..... 6

Section (D) – Transaction Accounts Balance..... 7

Section (E) – Other Information 8

Defined Terms

"Allocation Date" shall mean, with respect to any Transfer Date, the Business Day which is immediately prior to such Transfer Date.

"Officer's Certificate" shall mean, in the case any of the Issuer and the Sponsor and the Indenture Trustee, a certificate signed by an Authorized Officer or the president or chairman (or other equivalent officer) of such Person or acting on behalf of such Person.

"Person" shall mean any individual, corporation, company, partnership, joint venture, trust, estate, unincorporated association, Governmental Authority or other entity of whatever nature.

"Reais Allocation Date" shall mean, with respect of any Reais Transfer Date, the Business Day which is immediately prior to such Reais Transfer Date.

"Reais Transfer Date" shall mean each Business Day of each calendar month following a Business Day when, as of the Balance Transfer Time for the Bond Administrator, there are available funds in the Collections Account for allocation in accordance with the Indenture.

"Transaction Documents" shall mean, collectively, the Indenture, the Series 2014-1 Notes, the Series 2014-2 Notes, the Series 2014-1 Indenture Supplement, the Series 2014-2 Indenture Supplement, the Bill of Sale, the Royalties Rights Agreement, the Servicing Agreement, the Pledge Agreement, the Trust Agreement, the Initial Oil Revenue and Rights Bill of Sale, the Banco do Brasil Oil Revenue and Rights Bill of Sale, the Caixa Oil Revenue and Rights Bill of Sale, the Instruments and any Indenture Supplements with respect to future Series of Instruments, and any purchase agreement related to the Instruments.

"Transfer Amount" shall mean, as of any Transfer Date, any of the Issuer Expenses Transfer Amount, the Taxation Expenses Transfer Amount, the Servicer Fee Transfer Amount, the Reserve LC Expenses Transfer Amount, any Debt Service Reserve Account Transfer Amount, any Series Senior Interest Transfer Amount for any Series of Securities, any Series Senior Scheduled Principal Transfer Amount for any Series of Securities, any Series Senior Excess Scheduled Principal Transfer Amount for any Series of Securities, any Series Senior Accelerated Principal Transfer Amount for any Series of Securities, any Series Senior Excess Accelerated Principal Transfer amount for any Series of Securities, any Series Subordinated Interest Transfer Amount for any Series of Securities, any Series Subordinated Scheduled Principal Transfer Amount for any Series of Securities, and/or any Series Subordinated Accelerated Principal Transfer Amount for any Series of Securities, each as of such Transfer Date.

"Transfer Date" shall mean each Business Day of each calendar month when there are available funds in the Revenue Account for distribution in accordance with the Revenue Account Waterfall.

"Transfer Instructions" shall have the meaning set forth in Section 4.10(b) of the Indenture, as follow *"On any Reais Transfer Date, prior to transferring any amounts, the Bond Administrator shall (i) first calculate the allocation of funds assuming that (A) the full amount of funds available for transfer on such Reais Transfer Date are allocated for transfer in accordance with the Collections Account Waterfall and (B) the full amount of funds available for transfer on such Transfer Date are allocated for transfer on such Transfer Date in accordance with the Revenue Account Waterfall and the Bond Administrator shall reduce such calculations to written transfer instructions for such Reais Transfer Date, the related Transfer Date or a related Payment Date.*"

Section (A) – Collections Revenue and Expense Breakdowns

The tables below show the total Collections and any other amounts received by the Servicer on such Reais Allocation Date, with respect to the Collateral of the transaction.

RJS Oil Revenues and RJS Oil Revenue Rights	Amount
Royalties – up to 5% (Law Nº 7,990 of December 28, 1989)	R$ 572,607.43
Royalties – more than 5% (Law Nº 9,478 of August 6, 1997)	R$ 420,613.55
Special Participations (Law Nº 9,478 of August 6, 1997)	R$ 12,533,490.50
FEP (Special Petroleum Fund) – Law Nº 7,990 and Law Nº 9,478	R$ 0.00
Total amount transfered to RJS Oil Revenues Dedicated Account	**R$ 13,526,711.48**

Statutory Oil Revenue Allocations by RJS	Amount
PASEP (Program for the Formation of Assets of Public Servants)	(R$ 135,267.10)
FECAM (State Fund for Environmental Conservation and Urban Development) [1]	R$ 0.00
Municipalities within RJS	(R$ 141,720.34)
Brazilian Federal Government (Assignment Agreement of October 29, 1999)	R$ 0.00
Conta B (State Decree Nº 43,783 of September 12, 2012)	R$ 0.00
Total RJS Oil Revenue Allocations	**(R$ 276,987.44)**

Assigned Oil Revenues and Assigned Oil Revenue Rights	Amount
RJS Oil Revenues and RJS Oil Revenue Rights	R$ 13,526,711.48
RJS Oil Revenue Allocations	(R$ 276,987.44)
Net amount transferred to Collections Account	**R$ 13,249,724.04**

1) According to the Amendment to the State of Rio de Janeiro Constitution Nº 70 of December 12, 2017 and the State Law Nº 178 of December 20, 2017 (the "FECAM Subordination Legislation"), amounts related to FECAM Allocation are not deducted from Royalties and Special Participations, but instead are allocated according to priority fifteenth of the Revenue Account Waterfall (Section 4.3.(o) of the Indenture).

Section (B) – Detailed Collections Account Waterfall

Collections Account Waterfall		Amount
Priority	**Description**	
First	Taxation Expenses Transfer Amount	R$ 0.00
Second	(i) Servicer Fee Transfer Amount	R$ 0.00
	(ii) Bond Administrator Fees Transfer Amount	R$ 0.00
	(iii) Brazilian Collateral Agent Fees Transfer Amount	R$ 0.00
	(iv) Excess Companhia Securitizadora Expenses Transfer Amount	R$ 0.00
Third	(i) to the Revenue Account	R$ 0.00
	(ii) (A) to the Series 2014-2 Special Series Account	R$ 0.00
	(ii) (B) to the Series 2014-2 Special Debt Service Reserve Account	R$ 0.00
	(ii) (C) to the Special Interest Liquidity Reserve Account	R$ 0.00
	(ii) (D) to the Special Interest Trigger Event Reserve Account	R$ 0.00
	(iii) to the holder of the Sponsor Note and/or RJS	R$ 0.00
Fourth	(i) (A), (B), (C) and (D)	R$ 0.00
	(ii) to the holder of the Sponsor Note and to RJS	(R$ 13,249,724.04)
Total Debt		**(R$ 13,249,724.04)**

Section (C) – Detailed Revenue Account Waterfall

Revenue Account Waterfall		Amount
Priority	**Description**	
First	Issuer Expenses Transfer Amount	US$ 0.00
Second	To the Series 2014-1 Senior Interest Subaccount	US$ 0.00
	To the Series 2014-2 Senior Interest Subaccount	US$ 0.00
	To the Series 2014-3 Senior Interest Subaccount	US$ 0.00
	To the Series 2018-1 Senior Interest Subaccount	US$ 0.00
Third	To the Series 2014-1 Senior Scheduled Principal Subaccount	US$ 0.00
	To the Series 2014-2 Senior Scheduled Principal Subaccount	US$ 0.00
	To the Series 2014-3 Senior Scheduled Principal Subaccount	US$ 0.00
	To the Series 2018-1 Senior Scheduled Principal Subaccount	US$ 0.00
Fourth	To the Series 2014-1 Debt Service Reserve Account	US$ 0.00
	To the Series 2014-2 Debt Service Reserve Account	US$ 0.00
	To the Series 2014-3 Debt Service Reserve Account	US$ 0.00
	To the Series 2018-1 Debt Service Reserve Account	US$ 0.00
Fifth	(i) To the Liquidity Reserve Account	US$ 0.00
	(ii) To the Special Interest Liquidity Reserve Account	US$ 0.00
Sixth	To the Series 2014-1 Senior Accelerated Principal Subaccount	US$ 0.00
	To the Series 2014-2 Senior Accelerated Principal Subaccount	US$ 0.00
	To the Series 2014-3 Senior Accelerated Principal Subaccount	US$ 0.00
	To the Series 2018-1 Senior Accelerated Principal Subaccount	US$ 0.00
Seventh	To the Series 2014-1 Senior Excess Interest Subaccount	US$ 0.00
	To the Series 2014-2 Senior Excess Interest Subaccount	US$ 0.00
	To the Series 2014-3 Senior Excess Interest Subaccount	US$ 0.00
	To the Series 2018-1 Senior Excess Interest Subaccount	US$ 0.00
Eighth	To the Series 2014-1 Senior Excess Scheduled Principal Subaccount	US$ 0.00
	To the Series 2014-2 Senior Excess Scheduled Principal Subaccount	US$ 0.00
	To the Series 2014-3 Senior Excess Scheduled Principal Subaccount	US$ 0.00
	To the Series 2018-1 Senior Excess Scheduled Principal Subaccount	US$ 0.00
Ninth	To the Series 2014-1 Senior Excess Accelerated Principal Subaccount	US$ 0.00
	To the Series 2014-2 Senior Excess Accelerated Principal Subaccount	US$ 0.00
	To the Series 2014-3 Senior Excess Accelerated Principal Subaccount	US$ 0.00
	To the Series 2018-1 Senior Excess Accelerated Principal Subaccount	US$ 0.00
Tenth	(i) to the Trigger Event Reserve Account	US$ 0.00
	(ii) to the Special Interest Trigger Event Reserve Account	US$ 0.00
Eleventh	Not applicable	US$ 0.00
Twelfth	Not applicable	US$ 0.00
Thirteenth	Not applicable	US$ 0.00
Fourteenth	To the Reserve LC Expenses Subaccount	US$ 0.00
Fifteenth	To the holder of the Sponsor Note and to RJS	(US$ 3,576,753.06)
Total Debt		**(US$ 3,576,753.06)**

Section (D) – Transaction Accounts Balance

Collections Account		Amount
Date	Description	
05/28/18	Balance	R$ 0.00
06/11/18	Assigned Oil Revenues and Assigned Oil Revenue Rights	R$ 13,249,724.04
06/12/18	To the holder of the Sponsor Note and to RJS	(R$ 13,249,724.04)
Final Balance as of the close of business of June 12, 2018		**R$ 0.00**

Series 2014-2 Special Series Account		Amount
Date	Description	
05/28/18	Balance	R$ 56,405,258.18
Final Balance as of the close of business of June 12, 2018		**R$ 56,405,258.18**

Series 2014-2 Special Debt Service Reserve Account		Amount
Date	Description	
05/28/18	Balance	R$ 170,197,994.00
Final Balance as of the close of business of June 12, 2018		**R$ 170,197,994.00**

Special Interest Liquidity Reserve Account		Amount
Date	Description	
05/28/18	Balance	R$ 0.00
Final Balance as of the close of business of June 12, 2018		**R$ 0.00**

Special Interest Trigger Event Reserve Account		Amount
Date	Description	
05/28/18	Balance	R$ 0.00
Final Balance as of the close of business of June 12, 2018		**R$ 0.00**

Section (E) – Other Information

Events	Y / N
Has any Event of Default occurred or continued as of the close of business for the Indenture Trustee on the related Allocation Date?	No
Has any Trigger Event occurred or continued as of the close of business for the Indenture Trustee on the related Allocation Date?	No
Has any Bond Administrator Replacement Event occurred or continued as of the close of business for the Indenture Trustee on the related Allocation Date?	No
Has any Servicer Replacement Event occurred or continued as of the close of business for the Indenture Trustee on the related Allocation Date?	No
Has any Event of Default been declared as of the close of business for the Indenture Trustee on the related Allocation Date?	No
Has any Early Amortization Period been declared as of the close of business for the Indenture Trustee on the related Allocation Date?	No
Has there been the occurrence of conditions which give rise to any Sponsor Refund Obligations or any RJS Damages as of the close of business for the Indenture Trustee on the related Allocation Date?	No

June 21, 2018

TRANSFER REPORT

This Transfer Report has been prepared by Banco do Brasil S.A., for its role as Bond Administrator in connection with the issuance of (a) US$ 2,000,000,000 aggregate principal amount of 6.25% Series 2014-1 Notes due 2024 (the "Series 2014-1 Notes"); (b) R$ 2,400,000,000 aggregate principal amount of 16.25% Series 2014-2 Notes due 2022 (the "Series 2014-2 Notes"), (c) US$ 1,100,000,000 aggregate principal amount of 6.75% Series 2014-3 Notes due 2027 (the "Series 2014-3 Notes"); and (d) US$ 600,000,000 aggregate principal amount of 8.20% Series 2018-1 Notes due 2028 by Rio Oil Finance Trust and in accordance with the terms set forth in the Amended and Restated Indenture dated as of June 20, 2014, and as amended and restated as of April 03, 2018 (the "Indenture"), in the Amended and Restated Series 2014-1 Indenture Supplement and the Amended and Restated Series 2014-2 Indenture Supplement, dated as of June 20, 2014, and as amended and restated as of March 07, 2018, in the Amended and Restated Series 2014-3 Indenture Supplement dated as of November 21, 2014, and as amended and restated as of March 07, 2018, and in the Series 2018-1 Indenture Supplement dated as of April 19, 2018 (the "Indenture Supplements").

Some of the terms set forth in the Indenture and in the Indenture Supplements were amended by that certain Waiver and Amendment Agreement dated as of October 20, 2015 (the "First Waiver and Amendment Agreement"), by that certain Waiver and Amendment Agreement dated as of June 20, 2016 (the "Second Waiver and Amendment Agreement"), by that certain Waiver and Amendment Agreement dated as of October 11, 2016 (the "Third Waiver and Amendment Agreement"), by that certain Rescission and Amendment Agreement dated as of December 05, 2016 (the "Fourth Rescission and Amendment Agreement"), by that certain Rescission and Amendment Agreement dated as of December 04, 2017 (the "Fifth Rescission and Amendment Agreement"), and by that certain Waiver, Rescission and Amendment Agreement dated as of March 07, 2018 (the "Sixth Waiver, Rescission and Amendment Agreement''), and are fully reflected in all calculations of this Transfer Report.

The duties and obligations of Banco do Brasil S.A. is determined solely by the express provisions of the Indenture and the other Transactions Documents which it is a part, such as the responsibility for making all the calculations and determinations including, but not limited to, Transfer Amounts. Banco do Brasil S.A. shall not be liable except for the performance of such duties and obligations.

Banco do Brasil S.A. may conclusively rely as to the truth of the statements and the correctness of the opinions expressed in any Transaction Document and upon any statements, certificates or opinions furnished in writing to Banco do Brasil S.A. pursuant to any of the Transaction Documents and conforming to the requirements of the Transaction Documents. Banco do Brasil S.A. may conclusively rely upon, and shall be protected in acting or refraining from acting upon, and shall not be bound to make any investigation into the facts or matters stated in a written resolution, certificate, statement, instrument, opinion, report, notice, request, consent, order, note, Officer's Certificate, guaranty or other paper or document reasonably believed by it to be genuine and to have been signed or presented by the proper Person(s).

This Transfer Report is addressed exclusively to Citibank N.A. (the Indenture Trustee) to be used as Transfer Instructions of the Revenue Account Waterfall in each Transfer Date.

For the effects of this Transfer Report, the Reais Allocation Date is June 18, 2018, the Reais Transfer Date is June 19, 2018, the Allocation Date is June 20, 2018 and the Transfer Date is June 21, 2018.

The exchange rate for dollar/reais conversion used in this Transfer Report is R$ 3.7410.

Table of Contents

Section (A) – Collections Revenue and Expenses Breakdowns 4

Section (B) – Detailed Collections Account Waterfall 5

Section (C) – Detailed Revenue Account Waterfall 6

Section (D) – Transfer Amounts Details and Supporting Calculations 7

(i) Servicer Fee Transfer Amount 7
(ii) Bond Administrator Fees Transfer Amount 7
(iii) Brazilian Collateral Agent Fees Transfer Amount 8
(iv) Excess Companhia Securitizadora Expenses Transfer Amount 8
(v) Excess Expenses to the Issuer Expenses 12
(vi) Taxation Expenses Transfer Amount 13

Section (E) – Transaction Accounts Balance 15

Section (F) – Other Information 16

Section (G) – Transfer Instructions 17

Defined Terms

"Allocation Date" shall mean, with respect to any Transfer Date, the Business Day which is immediately prior to such Transfer Date.

"Officer's Certificate" shall mean, in the case any of the Issuer and the Sponsor and the Indenture Trustee, a certificate signed by an Authorized Officer or the president or chairman (or other equivalent officer) of such Person or acting on behalf of such Person.

"Person" shall mean any individual, corporation, company, partnership, joint venture, trust, estate, unincorporated association, Governmental Authority or other entity of whatever nature.

"Reais Allocation Date" shall mean, with respect of any Reais Transfer Date, the Business Day which is immediately prior to such Reais Transfer Date.

"Reais Transfer Date" shall mean each Business Day of each calendar month following a Business Day when, as of the Balance Transfer Time for the Bond Administrator, there are available funds in the Collections Account for allocation in accordance with the Indenture.

"Transaction Documents" shall mean, collectively, the Indenture, the Series 2014-1 Notes, the Series 2014-2 Notes, the Series 2014-1 Indenture Supplement, the Series 2014-2 Indenture Supplement, the Bill of Sale, the Royalties Rights Agreement, the Servicing Agreement, the Pledge Agreement, the Trust Agreement, the Initial Oil Revenue and Rights Bill of Sale, the Banco do Brasil Oil Revenue and Rights Bill of Sale, the Caixa Oil Revenue and Rights Bill of Sale, the Instruments and any Indenture Supplements with respect to future Series of Instruments, and any purchase agreement related to the Instruments.

"Transfer Amount" shall mean, as of any Transfer Date, any of the Issuer Expenses Transfer Amount, the Taxation Expenses Transfer Amount, the Servicer Fee Transfer Amount, the Reserve LC Expenses Transfer Amount, any Debt Service Reserve Account Transfer Amount, any Series Senior Interest Transfer Amount for any Series of Securities, any Series Senior Scheduled Principal Transfer Amount for any Series of Securities, any Series Senior Excess Scheduled Principal Transfer Amount for any Series of Securities, any Series Senior Accelerated Principal Transfer Amount for any Series of Securities, any Series Senior Excess Accelerated Principal Transfer amount for any Series of Securities, any Series Subordinated Interest Transfer Amount for any Series of Securities, any Series Subordinated Scheduled Principal Transfer Amount for any Series of Securities, and/or any Series Subordinated Accelerated Principal Transfer Amount for any Series of Securities, each as of such Transfer Date.

"Transfer Date" shall mean each Business Day of each calendar month when there are available funds in the Revenue Account for distribution in accordance with the Revenue Account Waterfall.

"Transfer Instructions" shall have the meaning set forth in Section 4.10(b) of the Indenture, as follow *"On any Reais Transfer Date, prior to transferring any amounts, the Bond Administrator shall (i) first calculate the allocation of funds assuming that (A) the full amount of funds available for transfer on such Reais Transfer Date are allocated for transfer in accordance with the Collections Account Waterfall and (B) the full amount of funds available for transfer on such Transfer Date are allocated for transfer on such Transfer Date in accordance with the Revenue Account Waterfall and the Bond Administrator shall reduce such calculations to written transfer instructions for such Reais Transfer Date, the related Transfer Date or a related Payment Date.*"

Section (A) – Collections Revenue and Expense Breakdowns

The tables below show the total Collections and any other amounts received by the Servicer on such Reais Allocation Date, with respect to the Collateral of the transaction.

RJS Oil Revenues and RJS Oil Revenue Rights	Amount
Royalties – up to 5% (Law Nº 7,990 of December 28, 1989)	R$ 186,301,878.84
Royalties – more than 5% (Law Nº 9,478 of August 6, 1997)	R$ 136,890,973.59
Special Participations (Law Nº 9,478 of August 6, 1997)	R$ 0.00
FEP (Special Petroleum Fund) – Law Nº 7,990 and Law Nº 9,478	R$ 0.00
Total amount transfered to RJS Oil Revenues Dedicated Account	**R$ 323,192,852.43**

Statutory Oil Revenue Allocations by RJS	Amount
PASEP (Program for the Formation of Assets of Public Servants)	(R$ 3,231,928.51)
FECAM (State Fund for Environmental Conservation and Urban Development) [1]	R$ 0.00
Municipalities within RJS	(R$ 46,082,763.13)
Brazilian Federal Government (Assignment Agreement of October 29, 1999)	R$ 0.00
Conta B (State Decree Nº 43,783 of September 12, 2012)	R$ 0.00
Total RJS Oil Revenue Allocations	**(R$ 49,314,691.64)**

Assigned Oil Revenues and Assigned Oil Revenue Rights	Amount
RJS Oil Revenues and RJS Oil Revenue Rights	R$ 323,192,852.43
RJS Oil Revenue Allocations	(R$ 49,314,691.64)
Net amount transferred to Collections Account	**R$ 273,878,160.79**

1) According to the Amendment to the State of Rio de Janeiro Constitution Nº 70 of December 12, 2017 and the State Law Nº 178 of December 20, 2017 (the "FECAM Subordination Legislation"), amounts related to FECAM Allocation are not deducted from Royalties and Special Participations, but instead are allocated according to priority fifteenth of the Revenue Account Waterfall (Section 4.3.(o) of the Indenture).

Section (B) – Detailed Collections Account Waterfall

Collections Account Waterfall		Amount
Priority	**Description**	
First	Taxation Expenses Transfer Amount	(R$ 68,483.54)
Second	(i) Servicer Fee Transfer Amount	(R$ 48,000.00)
	(ii) Bond Administrator Fees Transfer Amount	(R$ 48,000.00)
	(iii) Brazilian Collateral Agent Fees Transfer Amount	(R$ 52,091.43)
	(iv) Excess Companhia Securitizadora Expenses Transfer Amount	(R$ 48,904.15)
Third	(i) to the Revenue Account	R$ 0.00
	(ii) (A) to the Series 2014-2 Special Series Account	R$ 0.00
	(ii) (B) to the Series 2014-2 Special Debt Service Reserve Account	R$ 0.00
	(ii) (C) to the Special Interest Liquidity Reserve Account	R$ 0.00
	(ii) (D) to the Special Interest Trigger Event Reserve Account	R$ 0.00
	(iii) to the holder of the Sponsor Note and/or RJS	R$ 0.00
Fourth	(i) (A), (B), (C) and (D)	(R$ 187,050.00)
	(ii) to the holder of the Sponsor Note and to RJS	(R$ 273,425,631.67)
Total Debt		**(R$ 273,878,160.79)**

Section (C) – Detailed Revenue Account Waterfall

Revenue Account Waterfall		Amount
Priority	**Description**	
First	Issuer Expenses Transfer Amount	US$ 0.00
Second	To the Series 2014-1 Senior Interest Subaccount	US$ 0.00
	To the Series 2014-2 Senior Interest Subaccount	US$ 0.00
	To the Series 2014-3 Senior Interest Subaccount	US$ 0.00
	To the Series 2018-1 Senior Interest Subaccount	US$ 0.00
Third	To the Series 2014-1 Senior Scheduled Principal Subaccount	US$ 0.00
	To the Series 2014-2 Senior Scheduled Principal Subaccount	US$ 0.00
	To the Series 2014-3 Senior Scheduled Principal Subaccount	US$ 0.00
	To the Series 2018-1 Senior Scheduled Principal Subaccount	US$ 0.00
Fourth	To the Series 2014-1 Debt Service Reserve Account	US$ 0.00
	To the Series 2014-2 Debt Service Reserve Account	US$ 0.00
	To the Series 2014-3 Debt Service Reserve Account	US$ 0.00
	To the Series 2018-1 Debt Service Reserve Account	US$ 0.00
Fifth	(i) To the Liquidity Reserve Account	US$ 0.00
	(ii) To the Special Interest Liquidity Reserve Account	US$ 0.00
Sixth	To the Series 2014-1 Senior Accelerated Principal Subaccount	US$ 0.00
	To the Series 2014-2 Senior Accelerated Principal Subaccount	US$ 0.00
	To the Series 2014-3 Senior Accelerated Principal Subaccount	US$ 0.00
	To the Series 2018-1 Senior Accelerated Principal Subaccount	US$ 0.00
Seventh	To the Series 2014-1 Senior Excess Interest Subaccount	US$ 0.00
	To the Series 2014-2 Senior Excess Interest Subaccount	US$ 0.00
	To the Series 2014-3 Senior Excess Interest Subaccount	US$ 0.00
	To the Series 2018-1 Senior Excess Interest Subaccount	US$ 0.00
Eighth	To the Series 2014-1 Senior Excess Scheduled Principal Subaccount	US$ 0.00
	To the Series 2014-2 Senior Excess Scheduled Principal Subaccount	US$ 0.00
	To the Series 2014-3 Senior Excess Scheduled Principal Subaccount	US$ 0.00
	To the Series 2018-1 Senior Excess Scheduled Principal Subaccount	US$ 0.00
Ninth	To the Series 2014-1 Senior Excess Accelerated Principal Subaccount	US$ 0.00
	To the Series 2014-2 Senior Excess Accelerated Principal Subaccount	US$ 0.00
	To the Series 2014-3 Senior Excess Accelerated Principal Subaccount	US$ 0.00
	To the Series 2018-1 Senior Excess Accelerated Principal Subaccount	US$ 0.00
Tenth	(i) to the Trigger Event Reserve Account	US$ 0.00
	(ii) to the Special Interest Trigger Event Reserve Account	US$ 0.00
Eleventh	Not applicable	US$ 0.00
Twelfth	Not applicable	US$ 0.00
Thirteenth	Not applicable	US$ 0.00
Fourteenth	To the Reserve LC Expenses Subaccount	US$ 0.00
Fifteenth	To the holder of the Sponsor Note and to RJS	(US$ 73,088,915.17)
Total Debt		**(US$ 73,088,915.17)**

Section (D) – Transfer Amounts Details and Supporting Calculations

(i) Servicer Fee Transfer Amount

Service Provider	Banco do Brasil S.A.
Description	Services related to administration of the Collection and servicing of all of the Assigned Oil Revenues and Assigned Oil Revenue Rights
Expense	Servicer Fee
Source	Servicing Agreement
Total Amount Due	**R$ 48,000.00***

Supporting Calculations:

1) Servicer Fee

Fixed quarterly fee of R$ 48,000.00 adjusted annually on the anniversary of Closing Date based upon IPCA index (*Índice Nacional de Preços ao Consumidor Amplo*).

*Quarterly Fee from 04/03/18 to 06/19/19.

(ii) Bond Administrator Fees Transfer Amount

Service Provider	Banco do Brasil S.A.
Description	Services related to Bond Administrator under the Indenture and management of the Assigned Oil Revenues and Assigned Oil Revenue Rights
Expense	Bond Administrator Fee
Source	Indenture
Total Amount Due	**R$ 48,000.00***

Supporting Calculations:

1) Bond Administrator Fee

Fixed quarterly fee of R$ 48,000.00, adjusted annually on the anniversary of Closing Date based upon IPCA index (*Índice Nacional de Preços ao Consumidor Amplo*).

* Quarterly Fee from 04/03/18 to 06/19/19.

Section (D) – Transfer Amounts Details and Supporting Calculations (cont.)

(iii) Brazilian Collateral Agent Fees Transfer Amount

Service Provider	Planner Trustee DTVM LTDA
Description	Services related to Brazilian Collateral Agent under the Indenture for the administration of the Collateral in Brazil
Expense	Brazilian Collateral Agent Fee
Source	Indenture
Total Amount Due	**R$ 52,091.43**

Supporting Calculations:

1) Brazilian Collateral Agent Fee

Fixed annual fee of R$ 40,000.00 adjusted annually on the anniversary of Closing Date based upon IGP-M index (*Índice Geral de Preços do Mercado*).

(iv) Excess Companhia Securitizadora Expenses Transfer Amount

Service Provider	Cetip S.A. – Mercados Organizados
Description	Services related to registration, central securities depository (CSD), trading and settlement of local debentures issued by Companhia Securitizadora
Expense	Custody Fee
Source	www.cetip.com.br – *Comunicados e Documentos – Tabela de Preços*
Total Amount Due	**R$ 9,590.03**

Supporting Calculations:

1) Custody Fee

$$Custody = (Local\ Debenture\ Amount\ x\ Applicable\ Rate) + \ Additional\ Amount$$

$$Custody = (R\$\ 535{,}756{,}320.00\ x\ 0{,}001790\%) + R\$\ 0.00 = \ \boldsymbol{R\$\ 9{,}590.03}$$

Service Provider	Banco do Brasil S.A.
Description	Services related to receiving payments from the Companhia Securitizadora and then distributing to the holders of local debentures
Expense	Paying Agent Fee
Source	*Contrato de Banco Mandatário*
Total Amount Due	**R$ 5,713.58**

Section (D) – Transfer Amounts Details and Supporting Calculations (cont.)

(iv) Excess Companhia Securitizadora Expenses Transfer Amount (cont.)

Supporting Calculations:

1) Paying Agent Fee

Fixed monthly fee of R$ 4,900.00, adjusted annually on the anniversary of Closing Date based upon IGP-DI index (*Índice Geral de Preços – Disponibilidade Interna*).

$$Adjusted\ Paying\ Agent\ Fee = Monthly\ Fee\ x\ IGP - DI\ Index$$

$$Adjusted\ Paying\ Agent\ Fee = R\$\ 5{,}136.40^{*}\ x\ 111.2370\% = \boldsymbol{R\$\ 5{,}713.58}$$

* Adjusted Paying Agent Fee as of June/2016

Service Provider	Banco do Brasil S.A.
Description	Services related to holding the collateral on behalf of the holders of local debentures issued by Companhia Securitizadora
Expense	Local Debentures Collateral Agent Fee
Source	*Contrato de Administração de Contas*
Total Amount Due	**R$ 4,039.14**

Supporting Calculations:

1) Collateral Agent Fee

Fixed monthly fee of R$ 3,000.00 adjusted annually on the anniversary of Closing Date based upon IPCA index (*Índice Nacional de Preços ao Consumidor Amplo*), plus any additional amounts that may be necessary to offset the effect of any withholding taxes.

Taxes: *Imposto de Renda* (IR) – 1,5%, *Contribuição Social sobre o Lucro Líquido* (CSLL) – 1,0%, *Contribuição para o Financiamento da Seguridade Social* (Cofins) – 3,0% and *Programa de Integração Social e Programa de Formação do Patrimônio do Servidor Público* (PIS / Pasep) – 0,65%.

1.a) Collateral Agent Fee Adjustment

$$Adjusted\ Collateral\ Agent\ Fee = Monthly\ Fee\ x\ IPCA\ Index$$

$$Adjusted\ Collateral\ Agent\ Fee = R\$\ 3{,}685.51^{*}\ x\ 102.854890\% = \boldsymbol{R\$\ 3{,}790.73}$$

1.b) Collateral Agent Fee including Taxes

$$Collateral\ Agent\ Fee = \frac{Fixed\ Fee\ (adjusted\ annually)}{(1 - taxes)}$$

$$Collateral\ Agent\ Fee = \frac{R\$\ 3{,}790.73}{(1 - 0{,}0615)} = \boldsymbol{R\$\ 4{,}039.14}$$

* Monthly Fee from 06/20/17 to 06/19/18.

Section (D) – Transfer Amounts Details and Supporting Calculations (cont.)

(iv) Excess Companhia Securitizadora Expenses Transfer Amount (cont.)

Service Provider	Fundo Único de Previdência Social do Estado do Rio de Janeiro
Description	Headquarter's office rental agreement
Expense	Rental Fee
Source	*Termo de Cessão de Uso de Imóvel*
Total Amount Due	**R$ 748.68**

Supporting Calculations:

1) Rental Fee

Fixed rate monthly fee of R$ 595.00, adjusted annually on the anniversary of the agreement initial date based upon INPC index (*Índice Nacional de Preços ao Consumidor*).

$$Adjusted\ Rental\ Fee = Monthly\ Fee\ x\ INPC\ Index$$

$$Adjusted\ Rental\ Fee = R\$\ 736.23^{*}\ x\ 101.6910\% = \boldsymbol{R\$\ 748.68}$$

* Monthly rental fee as of May/2018

Service Provider	Rio Petróleo SPE S/A Director's fee
Description	Director's remuneration
Expense	Director's Fee
Source	*Estatuto Social*
Total Amount Due	**R$ 15,925.00**

Supporting Calculations:

1) Director's Fee

Fixed rate monthly fee of R$ 6,500.00 for each Director plus INSS*.

Director		**Director**		**Total**
Fábio Rodrigo Amaral de Assunção		Flávio Câmara Carreiro		
Month	**Amount**	**Month**	**Amount**	
Jul 18	R$ 6,500.00	Jul 18	R$ 6,500.00	R$ 13,000.00
Jul 18 (INSS)	R$ 1,462.50	Jul 18 (INSS)	R$ 1,462.50	R$ 2,925.00
Total	**R$ 7,962.50**	**Total**	**R$ 7,962.50**	**R$ 15,925.00**

* Social Security Tax

Section (D) – Transfer Amounts Details and Supporting Calculations (cont.)

(iv) Excess Companhia Securitizadora Expenses Transfer Amount (cont.)

Service Provider	BDO RCS Controladoria e Contabilidade Ltda.
Description	Services related to management and accounting processes of Companhia Securitizadora
Expense	Companhia Securitizadora Controller Fee
Source	*Invoice No 200*
Total Amount Due	**R$ 9,193.47**

Service Provider	Junta Comercial do Estado do Rio de Janeiro – JUCERJA
Description	Services related to the registration of April 13th General Meeting Minutes.
Expense	Registration Fee
Source	Invoice No. 102732683
Total Amount Due	**R$ 591.00**

Supporting Calculations:

1) Registration Fee - Invoice No. 102732683 – R$ 570.00;
2) IRRF related to Registration Fee – R$ 21.00.

Description	Taxation fine due to delayed delivery of 2015 taxation documents
Expense	Taxation Fine
Source	*Receita Federal* Intimation no. 100000028750409, from 04/16/2018
Total Amount Due	**R$ 829.21**

Description	Taxation on Companhia Securitizadora's Revenue
Expense	PIS/COFINS
Source	*Campos Mello Legal Opinion*
Total Amount Due	**R$ 2,274.04**

Supporting Calculations:

1) PIS/COFINS

$$PIS\ /\ COFINS = \left[\frac{Expenses}{(1 - 0{,}0465)}\right] - Expenses$$

$$PIS\ /\ COFINS = \left[\frac{R\$\ 46{,}630.11}{(1 - 0{,}0465)}\right] - R\$\ 46{,}630.11 = \boldsymbol{R\$\ 2{,}274.04}$$

Total Excess Companhia Securitizadora Expenses

$$R\$\ 9{,}590.03 + R\$\ 5{,}713.58 + R\$\ 4{,}039.14 + R\$\ 748{,}68 + R\$\ 15{,}925.00 + R\$\ 9{,}193.47$$
$$+ R\$\ 591.00 + R\$\ 829.21 + R\$\ 2{,}274.04 = \boldsymbol{R\$\ 48{,}904.15}$$

Section (D) – Transfer Amounts Details and Supporting Calculations (cont.)

(v) Excess Expenses to the Issuer Expenses

Service Provider	Fitch Ratings, Inc
Description	Surveillance Fee for the period from 11 March 2018 to 10 March 2019
Expense	Surveillance Fee
Source	Invoice number 7149010861
Total Amount Due	**US$ 50,000.00**

Section (D) – Transfer Amounts Details and Supporting Calculations (cont.)

(vi) Taxation Expenses Transfer Amount

1) All funds transferred from Brazil to the Issuer abroad and/or from the Issuer abroad to Brazil are subject to IOF (*Imposto sobre Operações de Crédito, Câmbio e Seguros ou relativos a Títulos ou Valores Mobiliários*) at the rate of 0.38%;

2) All funds transferred from Brazil to the Issuer abroad are subject to IRRF (*Imposto de Renda Retido na Fonte*) at the rate of 15.00%, for the amounts other than related to a portion of Principal Payments that does not represent capital gain as a consequence of exchange rate movement, to fund the Debt Service Reserve Account, to fund the Liquidity Reserve Account and to fund the Trigger Event Reserve Account;

3) All funds drawn from the Debt Service Reserve Account, from the Liquidity Reserve Account and from the Trigger Event Reserve Account outside Brazil to be used for Interest Payment and for the portion of Principal Payment that represents capital gain as a consequence of exchange rate movement are subject to IRRF (*Imposto de Renda Retido na Fonte*) at the rate of 15,00%.

<u>Supporting Calculations</u>:

1) IOF

$$IOF = Amount\ Wired\ Offshore\ x\ 0.38\%$$

$$IOF = US\$\ 50.000.00\ x\ 0.38\% = \boldsymbol{US\$\ 190.00\ (R\$\ 710.79)}$$

2) IRRF

i. Companhia Securitizadora Expenses not transferred to the Issuer outside Brazil

$$IRRF = \left[\frac{(Expenses\ Amount)}{(1-0.15)}\right] - (Expenses\ Amount)$$

$$IRRF = \left[\frac{R\$\ 48{,}904.15}{(0.85)}\right] - R\$\ 48{,}904.15 = \boldsymbol{R\$\ 8{,}630.14\ (US\$\ 2{,}306.91)}$$

ii. Excess Expenses to the Issuer Expenses transferred to the Issuer outside Brazil

$$IRRF = \left[\frac{(Expenses\ Amount)}{(1-0.15)}\right] - (Expenses\ Amount)$$

$$IRRF = \left[\frac{US\$\ 50{,}000.00}{(0.85)}\right] - R\$\ 50{,}000.00 = \boldsymbol{US\$\ 8{,}823.53\ (R\$\ 33{,}008.82)}$$

Section (D) – Transfer Amounts Details and Supporting Calculations (cont.)

(vi) Taxation Expenses Transfer Amount (cont.)

iii. Servicer Fee (a), Bond Administrator Fees (b) and Brazilian Collateral Agent Fees (c) Transfer Amount

$$IRRF = \left[\frac{(a) + (b) + (c)}{(1 - 0.15)}\right] - [(a) + (b) + (c)]$$

$$IRRF = \left[\frac{R\$\ 48{,}000.00 + R\$\ 48{,}000.00 + R\$\ 52{,}091.43}{(0.85)}\right] - [R\$\ 48{,}000.00 + R\$\ 48{,}000.00 + R\$\ 52{,}091.43] =$$

$$IRRF = \boldsymbol{R\$\ 26{,}133.79\ (US\$\ 6{,}985.77)}$$

Total Taxation Expenses

$$US\$\ 190.00 + US\$\ 2{,}306.91 + US\$\ 8{,}823.53\ + US\$\ 6{,}985.77\ = \boldsymbol{US\$\ 18{,}306.21\ (R\$\ 68{,}483.54)}$$

Section (E) – Transaction Accounts Balance

Collections Account		Amount
Date	Description	
06/12/18	Balance	R$ 0.00
06/19/18	Assigned Oil Revenues and Assigned Oil Revenue Rights	R$ 273,878,160.79
06/19/18	Taxation Expenses Transfer Amount	(R$ 68,483.54)
06/19/18	Servicer Fee Transfer Amount	(R$ 48,000.00)
06/19/18	Bond Administrator Fees Transfer Amount	(R$ 48,000.00)
06/19/18	Brazilian Collateral Agent Fees Transfer Amount	(R$ 52,091.43)
06/19/18	Excess Companhia Securitizadora Expenses Transfer Amount	(R$ 48,904.15)
06/19/18	Excess Expenses to the Issuer Expenses	(R$ 187,050.00)
06/19/18	To the holder of the Sponsor Note and to RJS	(R$ 273,425,631.67)
Final Balance as of the close of business of June 19, 2018		**R$ 0.00**

Series 2014-2 Special Series Account		Amount
Date	Description	
06/12/18	Balance	R$ 56,405,258.18
Final Balance as of the close of business of June 19, 2018		**R$ 56,405,258.18**

Series 2014-2 Special Debt Service Reserve Account		Amount
Date	Description	
06/12/18	Balance	R$ 170,197,994.00
Final Balance as of the close of business of June 19, 2018		**R$ 170,197,994.00**

Special Interest Liquidity Reserve Account		Amount
Date	Description	
06/12/18	Balance	R$ 0.00
Final Balance as of the close of business of June 19, 2018		**R$ 0.00**

Special Interest Trigger Event Reserve Account		Amount
Date	Description	
06/12/18	Balance	R$ 0.00
Final Balance as of the close of business of June 19, 2018		**R$ 0.00**

Section (F) – Other Information

Events	Y / N
Has any Event of Default occurred or continued as of the close of business for the Indenture Trustee on the related Allocation Date?	No
Has any Trigger Event occurred or continued as of the close of business for the Indenture Trustee on the related Allocation Date?	No
Has any Bond Administrator Replacement Event occurred or continued as of the close of business for the Indenture Trustee on the related Allocation Date?	No
Has any Servicer Replacement Event occurred or continued as of the close of business for the Indenture Trustee on the related Allocation Date?	No
Has any Event of Default been declared as of the close of business for the Indenture Trustee on the related Allocation Date?	No
Has any Early Amortization Period been declared as of the close of business for the Indenture Trustee on the related Allocation Date?	No
Has there been the occurrence of conditions which give rise to any Sponsor Refund Obligations or any RJS Damages as of the close of business for the Indenture Trustee on the related Allocation Date?	No

Section (G) – Transfer Instructions

Transaction: Funds to the Issuer Expenses Subaccount			Amount
Type	**Account**	**Name**	
Debt	11249600	Revenue Account	(US$ 50,000.00)
Credit	11265100	Issuer Expenses Subaccount	US$ 50.000.00

June 29, 2018

TRANSFER REPORT

This Transfer Report has been prepared by Banco do Brasil S.A., for its role as Bond Administrator in connection with the issuance of (a) US$ 2,000,000,000 aggregate principal amount of 6.25% Series 2014-1 Notes due 2024 (the "Series 2014-1 Notes"); (b) R$ 2,400,000,000 aggregate principal amount of 16.25% Series 2014-2 Notes due 2022 (the "Series 2014-2 Notes"), (c) US$ 1,100,000,000 aggregate principal amount of 6.75% Series 2014-3 Notes due 2027 (the "Series 2014-3 Notes"); and (d) US$ 600,000,000 aggregate principal amount of 8.20% Series 2018-1 Notes due 2028 by Rio Oil Finance Trust and in accordance with the terms set forth in the Amended and Restated Indenture dated as of June 20, 2014, and as amended and restated as of April 03, 2018 (the "Indenture"), in the Amended and Restated Series 2014-1 Indenture Supplement and the Amended and Restated Series 2014-2 Indenture Supplement, dated as of June 20, 2014, and as amended and restated as of March 07, 2018, in the Amended and Restated Series 2014-3 Indenture Supplement dated as of November 21, 2014, and as amended and restated as of March 07, 2018, and in the Series 2018-1 Indenture Supplement dated as of April 19, 2018 (the "Indenture Supplements").

Some of the terms set forth in the Indenture and in the Indenture Supplements were amended by that certain Waiver and Amendment Agreement dated as of October 20, 2015 (the "First Waiver and Amendment Agreement"), by that certain Waiver and Amendment Agreement dated as of June 20, 2016 (the "Second Waiver and Amendment Agreement"), by that certain Waiver and Amendment Agreement dated as of October 11, 2016 (the "Third Waiver and Amendment Agreement"), by that certain Rescission and Amendment Agreement dated as of December 05, 2016 (the "Fourth Rescission and Amendment Agreement"), by that certain Rescission and Amendment Agreement dated as of December 04, 2017 (the "Fifth Rescission and Amendment Agreement"), and by that certain Waiver, Rescission and Amendment Agreement dated as of March 07, 2018 (the "Sixth Waiver, Resscission and Amendment Agreement''), and are fully reflected in all calculations of this Transfer Report.

The duties and obligations of Banco do Brasil S.A. is determined solely by the express provisions of the Indenture and the other Transactions Documents which it is a part, such as the responsibility for making all the calculations and determinations including, but not limited to, Transfer Amounts. Banco do Brasil S.A. shall not be liable except for the performance of such duties and obligations.

Banco do Brasil S.A. may conclusively rely as to the truth of the statements and the correctness of the opinions expressed in any Transaction Document and upon any statements, certificates or opinions furnished in writing to Banco do Brasil S.A. pursuant to any of the Transaction Documents and conforming to the requirements of the Transaction Documents. Banco do Brasil S.A. may conclusively rely upon, and shall be protected in acting or refraining from acting upon, and shall not be bound to make any investigation into the facts or matters stated in a written resolution, certificate, statement, instrument, opinion, report, notice, request, consent, order, note, Officer's Certificate, guaranty or other paper or document reasonably believed by it to be genuine and to have been signed or presented by the proper Person(s).

This Transfer Report is addressed exclusively to Citibank N.A. (the Indenture Trustee) to be used as Transfer Instructions of the Revenue Account Waterfall in each Transfer Date.

For the effects of this Transfer Report, the Reais Allocation Date is June 28, 2018, the Reais Transfer Date is June 29, 2018, the Allocation Date is July 02, 2018 and the Transfer Date is July 03, 2018.

The exchange rate for dollar/reais conversion used in this Transfer Report is R$ 3.8558.

Table of Contents

Section (A) – Collections Revenue and Expenses Breakdowns 4

Section (B) – Detailed Collections Account Waterfall..... 5

Section (C) – Detailed Revenue Account Waterfall..... 6

Section (D) – Transaction Accounts Balance..... 7

Section (E) – Other Information 8

Defined Terms

"Allocation Date" shall mean, with respect to any Transfer Date, the Business Day which is immediately prior to such Transfer Date.

"Officer's Certificate" shall mean, in the case any of the Issuer and the Sponsor and the Indenture Trustee, a certificate signed by an Authorized Officer or the president or chairman (or other equivalent officer) of such Person or acting on behalf of such Person.

"Person" shall mean any individual, corporation, company, partnership, joint venture, trust, estate, unincorporated association, Governmental Authority or other entity of whatever nature.

"Reais Allocation Date" shall mean, with respect of any Reais Transfer Date, the Business Day which is immediately prior to such Reais Transfer Date.

"Reais Transfer Date" shall mean each Business Day of each calendar month following a Business Day when, as of the Balance Transfer Time for the Bond Administrator, there are available funds in the Collections Account for allocation in accordance with the Indenture.

"Transaction Documents" shall mean, collectively, the Indenture, the Series 2014-1 Notes, the Series 2014-2 Notes, the Series 2014-1 Indenture Supplement, the Series 2014-2 Indenture Supplement, the Bill of Sale, the Royalties Rights Agreement, the Servicing Agreement, the Pledge Agreement, the Trust Agreement, the Initial Oil Revenue and Rights Bill of Sale, the Banco do Brasil Oil Revenue and Rights Bill of Sale, the Caixa Oil Revenue and Rights Bill of Sale, the Instruments and any Indenture Supplements with respect to future Series of Instruments, and any purchase agreement related to the Instruments.

"Transfer Amount" shall mean, as of any Transfer Date, any of the Issuer Expenses Transfer Amount, the Taxation Expenses Transfer Amount, the Servicer Fee Transfer Amount, the Reserve LC Expenses Transfer Amount, any Debt Service Reserve Account Transfer Amount, any Series Senior Interest Transfer Amount for any Series of Securities, any Series Senior Scheduled Principal Transfer Amount for any Series of Securities, any Series Senior Excess Scheduled Principal Transfer Amount for any Series of Securities, any Series Senior Accelerated Principal Transfer Amount for any Series of Securities, any Series Senior Excess Accelerated Principal Transfer amount for any Series of Securities, any Series Subordinated Interest Transfer Amount for any Series of Securities, any Series Subordinated Scheduled Principal Transfer Amount for any Series of Securities, and/or any Series Subordinated Accelerated Principal Transfer Amount for any Series of Securities, each as of such Transfer Date.

"Transfer Date" shall mean each Business Day of each calendar month when there are available funds in the Revenue Account for distribution in accordance with the Revenue Account Waterfall.

"Transfer Instructions" shall have the meaning set forth in Section 4.10(b) of the Indenture, as follow *"On any Reais Transfer Date, prior to transferring any amounts, the Bond Administrator shall (i) first calculate the allocation of funds assuming that (A) the full amount of funds available for transfer on such Reais Transfer Date are allocated for transfer in accordance with the Collections Account Waterfall and (B) the full amount of funds available for transfer on such Transfer Date are allocated for transfer on such Transfer Date in accordance with the Revenue Account Waterfall and the Bond Administrator shall reduce such calculations to written transfer instructions for such Reais Transfer Date, the related Transfer Date or a related Payment Date.*"

Section (A) – Collections Revenue and Expense Breakdowns

The tables below show the total Collections and any other amounts received by the Servicer on such Reais Allocation Date, with respect to the Collateral of the transaction.

RJS Oil Revenues and RJS Oil Revenue Rights	Amount
Royalties – up to 5% (Law Nº 7,990 of December 28, 1989)	R$ 0.00
Royalties – more than 5% (Law Nº 9,478 of August 6, 1997)	R$ 0.00
Special Participations (Law Nº 9,478 of August 6, 1997)	R$ 0.00
FEP (Special Petroleum Fund) – Law Nº 7,990 and Law Nº 9,478	R$ 800,331.95
Total amount transfered to RJS Oil Revenues Dedicated Account	**R$ 800,331.95**

Statutory Oil Revenue Allocations by RJS	Amount
PASEP (Program for the Formation of Assets of Public Servants)	(R$ 8,003.31)
FECAM (State Fund for Environmental Conservation and Urban Development) [1]	R$ 0.00
Municipalities within RJS	R$ 0.00
Brazilian Federal Government (Assignment Agreement of October 29, 1999)	R$ 0.00
Conta B (State Decree Nº 43,783 of September 12, 2012)	R$ 0.00
Total RJS Oil Revenue Allocations	**(R$ 8,003.31)**

Assigned Oil Revenues and Assigned Oil Revenue Rights	Amount
RJS Oil Revenues and RJS Oil Revenue Rights	R$ 800,331.95
RJS Oil Revenue Allocations	(R$ 8,003.31)
Net amount transferred to Collections Account	**R$ 792,328.64**

1) According to the Amendment to the State of Rio de Janeiro Constitution Nº 70 of December 12, 2017 and the State Law Nº 178 of December 20, 2017 (the "FECAM Subordination Legislation"), amounts related to FECAM Allocation are not deducted from Royalties and Special Participations, but instead are allocated according to priority fifteenth of the Revenue Account Waterfall (Section 4.3.(o) of the Indenture).

Section (B) – Detailed Collections Account Waterfall

Collections Account Waterfall		Amount
Priority	**Description**	
First	Taxation Expenses Transfer Amount	R$ 0.00
Second	(i) Servicer Fee Transfer Amount	R$ 0.00
	(ii) Bond Administrator Fees Transfer Amount	R$ 0.00
	(iii) Brazilian Collateral Agent Fees Transfer Amount	R$ 0.00
	(iv) Excess Companhia Securitizadora Expenses Transfer Amount	R$ 0.00
Third	(i) to the Revenue Account	R$ 0.00
	(ii) (A) to the Series 2014-2 Special Series Account	R$ 0.00
	(ii) (B) to the Series 2014-2 Special Debt Service Reserve Account	R$ 0.00
	(ii) (C) to the Special Interest Liquidity Reserve Account	R$ 0.00
	(ii) (D) to the Special Interest Trigger Event Reserve Account	R$ 0.00
	(iii) to the holder of the Sponsor Note and/or RJS	R$ 0.00
Fourth	(i) (A), (B), (C) and (D)	R$ 0.00
	(ii) to the holder of the Sponsor Note and to RJS	(R$ 792,328.64)
Total Debt		**(R$ 792,328.64)**

Section (C) – Detailed Revenue Account Waterfall

Revenue Account Waterfall		Amount
Priority	**Description**	
First	Issuer Expenses Transfer Amount	US$ 0.00
Second	To the Series 2014-1 Senior Interest Subaccount	US$ 0.00
	To the Series 2014-2 Senior Interest Subaccount	US$ 0.00
	To the Series 2014-3 Senior Interest Subaccount	US$ 0.00
	To the Series 2018-1 Senior Interest Subaccount	US$ 0.00
Third	To the Series 2014-1 Senior Scheduled Principal Subaccount	US$ 0.00
	To the Series 2014-2 Senior Scheduled Principal Subaccount	US$ 0.00
	To the Series 2014-3 Senior Scheduled Principal Subaccount	US$ 0.00
	To the Series 2018-1 Senior Scheduled Principal Subaccount	US$ 0.00
Fourth	To the Series 2014-1 Debt Service Reserve Account	US$ 0.00
	To the Series 2014-2 Debt Service Reserve Account	US$ 0.00
	To the Series 2014-3 Debt Service Reserve Account	US$ 0.00
	To the Series 2018-1 Debt Service Reserve Account	US$ 0.00
Fifth	(i) To the Liquidity Reserve Account	US$ 0.00
	(ii) To the Special Interest Liquidity Reserve Account	US$ 0.00
Sixth	To the Series 2014-1 Senior Accelerated Principal Subaccount	US$ 0.00
	To the Series 2014-2 Senior Accelerated Principal Subaccount	US$ 0.00
	To the Series 2014-3 Senior Accelerated Principal Subaccount	US$ 0.00
	To the Series 2018-1 Senior Accelerated Principal Subaccount	US$ 0.00
Seventh	To the Series 2014-1 Senior Excess Interest Subaccount	US$ 0.00
	To the Series 2014-2 Senior Excess Interest Subaccount	US$ 0.00
	To the Series 2014-3 Senior Excess Interest Subaccount	US$ 0.00
	To the Series 2018-1 Senior Excess Interest Subaccount	US$ 0.00
Eighth	To the Series 2014-1 Senior Excess Scheduled Principal Subaccount	US$ 0.00
	To the Series 2014-2 Senior Excess Scheduled Principal Subaccount	US$ 0.00
	To the Series 2014-3 Senior Excess Scheduled Principal Subaccount	US$ 0.00
	To the Series 2018-1 Senior Excess Scheduled Principal Subaccount	US$ 0.00
Ninth	To the Series 2014-1 Senior Excess Accelerated Principal Subaccount	US$ 0.00
	To the Series 2014-2 Senior Excess Accelerated Principal Subaccount	US$ 0.00
	To the Series 2014-3 Senior Excess Accelerated Principal Subaccount	US$ 0.00
	To the Series 2018-1 Senior Excess Accelerated Principal Subaccount	US$ 0.00
Tenth	(i) to the Trigger Event Reserve Account	US$ 0.00
	(ii) to the Special Interest Trigger Event Reserve Account	US$ 0.00
Eleventh	Not applicable	US$ 0.00
Twelfth	Not applicable	US$ 0.00
Thirteenth	Not applicable	US$ 0.00
Fourteenth	To the Reserve LC Expenses Subaccount	US$ 0.00
Fifteenth	To the holder of the Sponsor Note and to RJS	(US$ 205,490.08)
Total Debt		**(US$ 205,490.08)**

Section (D) – Transaction Accounts Balance

Collections Account		Amount
Date	Description	
06/19/18	Balance	R$ 0.00
06/29/18	Assigned Oil Revenues and Assigned Oil Revenue Rights	R$ 792,328.64
06/29/18	To the holder of the Sponsor Note and to RJS	(R$ 792,328.64)
Final Balance as of the close of business of June 29, 2018		**R$ 0.00**

Series 2014-2 Special Series Account		Amount
Date	Description	
06/19/18	Balance	R$ 56,405,258.18
Final Balance as of the close of business of June 29, 2018		**R$ 56,405,258.18**

Series 2014-2 Special Debt Service Reserve Account		Amount
Date	Description	
06/19/18	Balance	R$ 170,197,994.00
Final Balance as of the close of business of June 29, 2018		**R$ 170,197,994.00**

Special Interest Liquidity Reserve Account		Amount
Date	Description	
06/19/18	Balance	R$ 0.00
Final Balance as of the close of business of June 29, 2018		**R$ 0.00**

Special Interest Trigger Event Reserve Account		Amount
Date	Description	
06/19/18	Balance	R$ 0.00
Final Balance as of the close of business of June 29, 2018		**R$ 0.00**

Section (E) – Other Information

Events	Y / N
Has any Event of Default occurred or continued as of the close of business for the Indenture Trustee on the related Allocation Date?	No
Has any Trigger Event occurred or continued as of the close of business for the Indenture Trustee on the related Allocation Date?	No
Has any Bond Administrator Replacement Event occurred or continued as of the close of business for the Indenture Trustee on the related Allocation Date?	No
Has any Servicer Replacement Event occurred or continued as of the close of business for the Indenture Trustee on the related Allocation Date?	No
Has any Event of Default been declared as of the close of business for the Indenture Trustee on the related Allocation Date?	No
Has any Early Amortization Period been declared as of the close of business for the Indenture Trustee on the related Allocation Date?	No
Has there been the occurrence of conditions which give rise to any Sponsor Refund Obligations or any RJS Damages as of the close of business for the Indenture Trustee on the related Allocation Date?	No

July 18, 2018

TRANSFER REPORT

This Transfer Report has been prepared by Banco do Brasil S.A., for its role as Bond Administrator in connection with the issuance of (a) US$ 2,000,000,000 aggregate principal amount of 6.25% Series 2014-1 Notes due 2024 (the "Series 2014-1 Notes"); (b) R$ 2,400,000,000 aggregate principal amount of 16.25% Series 2014-2 Notes due 2022 (the "Series 2014-2 Notes"), (c) US$ 1,100,000,000 aggregate principal amount of 6.75% Series 2014-3 Notes due 2027 (the "Series 2014-3 Notes"); and (d) US$ 600,000,000 aggregate principal amount of 8.20% Series 2018-1 Notes due 2028 by Rio Oil Finance Trust and in accordance with the terms set forth in the Amended and Restated Indenture dated as of June 20, 2014, and as amended and restated as of April 03, 2018 (the "Indenture"), in the Amended and Restated Series 2014-1 Indenture Supplement and the Amended and Restated Series 2014-2 Indenture Supplement, dated as of June 20, 2014, and as amended and restated as of March 07, 2018, in the Amended and Restated Series 2014-3 Indenture Supplement dated as of November 21, 2014, and as amended and restated as of March 07, 2018, and in the Series 2018-1 Indenture Supplement dated as of April 19, 2018 (the "Indenture Supplements").

Some of the terms set forth in the Indenture and in the Indenture Supplements were amended by that certain Waiver and Amendment Agreement dated as of October 20, 2015 (the "First Waiver and Amendment Agreement"), by that certain Waiver and Amendment Agreement dated as of June 20, 2016 (the "Second Waiver and Amendment Agreement"), by that certain Waiver and Amendment Agreement dated as of October 11, 2016 (the "Third Waiver and Amendment Agreement"), by that certain Rescission and Amendment Agreement dated as of December 05, 2016 (the "Fourth Rescission and Amendment Agreement"), by that certain Rescission and Amendment Agreement dated as of December 04, 2017 (the "Fifth Rescission and Amendment Agreement"), and by that certain Waiver, Rescission and Amendment Agreement dated as of March 07, 2018 (the "Sixth Waiver, Resscission and Amendment Agreement''), and are fully reflected in all calculations of this Transfer Report.

The duties and obligations of Banco do Brasil S.A. is determined solely by the express provisions of the Indenture and the other Transactions Documents which it is a part, such as the responsibility for making all the calculations and determinations including, but not limited to, Transfer Amounts. Banco do Brasil S.A. shall not be liable except for the performance of such duties and obligations.

Banco do Brasil S.A. may conclusively rely as to the truth of the statements and the correctness of the opinions expressed in any Transaction Document and upon any statements, certificates or opinions furnished in writing to Banco do Brasil S.A. pursuant to any of the Transaction Documents and conforming to the requirements of the Transaction Documents. Banco do Brasil S.A. may conclusively rely upon, and shall be protected in acting or refraining from acting upon, and shall not be bound to make any investigation into the facts or matters stated in a written resolution, certificate, statement, instrument, opinion, report, notice, request, consent, order, note, Officer's Certificate, guaranty or other paper or document reasonably believed by it to be genuine and to have been signed or presented by the proper Person(s).

This Transfer Report is addressed exclusively to Citibank N.A. (the Indenture Trustee) to be used as Transfer Instructions of the Revenue Account Waterfall in each Transfer Date.

For the effects of this Transfer Report, the Reais Allocation Date is July 16, 2018, the Reais Transfer Date is July 17, 2018, the Allocation Date is July 18, 2018 and the Transfer Date is July 19, 2018.

The exchange rate for dollar/reais conversion used in this Transfer Report is R$ 3.848.

Table of Contents

Section (A) – Collections Revenue and Expenses Breakdowns 4

Section (B) – Detailed Collections Account Waterfall 5

Section (C) – Detailed Revenue Account Waterfall 6

Section (D) – Transfer Amounts Details and Supporting Calculations 7

(i) Excess Companhia Securitizadora Expenses Transfer Amount 7
(ii) Issuer Expenses Transfer Amount 11
(iii) Series 2014-1 Senior Interest Transfer Amount 12
(iv) Series 2014-2 Senior Interest Transfer Amount 13
(v) Series 2014-3 Senior Interest Transfer Amount 14
(vi) Series 2018-1 Senior Interest Transfer Amount 15
(vii) Series 2014-1 Senior Scheduled Principal Transfer Amount 16
(viii) Series 2014-2 Senior Scheduled Principal Transfer Amount 18
(ix) Series 2014-3 Senior Scheduled Principal Transfer Amount 20
(x) Taxation Expenses Transfer Amount 23

Section (E) – Transaction Accounts Balance 25

Section (F) – Other Information 27

Section (G) – Transfer Instructions 28

Appendix 1 – Class Interest Amount for the Series 2014-1 Notes 29

Appendix 2 – Class Interest Amount for the Series 2014-2 Notes 32

Appendix 3 – Class Interest Amount for the Series 2014-3 Notes 35

Appendix 4 – Class Interest Amount for the Series 2018-1 Notes 38

Defined Terms

"Allocation Date" shall mean, with respect to any Transfer Date, the Business Day which is immediately prior to such Transfer Date.

"Officer's Certificate" shall mean, in the case any of the Issuer and the Sponsor and the Indenture Trustee, a certificate signed by an Authorized Officer or the president or chairman (or other equivalent officer) of such Person or acting on behalf of such Person.

"Person" shall mean any individual, corporation, company, partnership, joint venture, trust, estate, unincorporated association, Governmental Authority or other entity of whatever nature.

"Reais Allocation Date" shall mean, with respect of any Reais Transfer Date, the Business Day which is immediately prior to such Reais Transfer Date.

"Reais Transfer Date" shall mean each Business Day of each calendar month following a Business Day when, as of the Balance Transfer Time for the Bond Administrator, there are available funds in the Collections Account for allocation in accordance with the Indenture.

"Transaction Documents" shall mean, collectively, the Indenture, the Series 2014-1 Notes, the Series 2014-2 Notes, the Series 2014-1 Indenture Supplement, the Series 2014-2 Indenture Supplement, the Bill of Sale, the Royalties Rights Agreement, the Servicing Agreement, the Pledge Agreement, the Trust Agreement, the Initial Oil Revenue and Rights Bill of Sale, the Banco do Brasil Oil Revenue and Rights Bill of Sale, the Caixa Oil Revenue and Rights Bill of Sale, the Instruments and any Indenture Supplements with respect to future Series of Instruments, and any purchase agreement related to the Instruments.

"Transfer Amount" shall mean, as of any Transfer Date, any of the Issuer Expenses Transfer Amount, the Taxation Expenses Transfer Amount, the Servicer Fee Transfer Amount, the Reserve LC Expenses Transfer Amount, any Debt Service Reserve Account Transfer Amount, any Series Senior Interest Transfer Amount for any Series of Securities, any Series Senior Scheduled Principal Transfer Amount for any Series of Securities, any Series Senior Excess Scheduled Principal Transfer Amount for any Series of Securities, any Series Senior Accelerated Principal Transfer Amount for any Series of Securities, any Series Senior Excess Accelerated Principal Transfer amount for any Series of Securities, any Series Subordinated Interest Transfer Amount for any Series of Securities, any Series Subordinated Scheduled Principal Transfer Amount for any Series of Securities, and/or any Series Subordinated Accelerated Principal Transfer Amount for any Series of Securities, each as of such Transfer Date.

"Transfer Date" shall mean each Business Day of each calendar month when there are available funds in the Revenue Account for distribution in accordance with the Revenue Account Waterfall.

"Transfer Instructions" shall have the meaning set forth in Section 4.10(b) of the Indenture, as follow *"On any Reais Transfer Date, prior to transferring any amounts, the Bond Administrator shall (i) first calculate the allocation of funds assuming that (A) the full amount of funds available for transfer on such Reais Transfer Date are allocated for transfer in accordance with the Collections Account Waterfall and (B) the full amount of funds available for transfer on such Transfer Date are allocated for transfer on such Transfer Date in accordance with the Revenue Account Waterfall and the Bond Administrator shall reduce such calculations to written transfer instructions for such Reais Transfer Date, the related Transfer Date or a related Payment Date.*"

Section (A) – Collections Revenue and Expense Breakdowns

The tables below show the total Collections and any other amounts received by the Servicer on such Reais Allocation Date, with respect to the Collateral of the transaction.

RJS Oil Revenues and RJS Oil Revenue Rights	Amount
Royalties – up to 5% (Law Nº 7,990 of December 28, 1989)	R$ 220,329,947.77
Royalties – more than 5% (Law Nº 9,478 of August 6, 1997)	R$ 161,773,237.47
Special Participations (Law Nº 9,478 of August 6, 1997)	R$ 0.00
FEP (Special Petroleum Fund) – Law Nº 7,990 and Law Nº 9,478	R$ 0.00
Total amount transfered to RJS Oil Revenues Dedicated Account	**R$ 382,103,185.24**

Statutory Oil Revenue Allocations by RJS	Amount
PASEP (Program for the Formation of Assets of Public Servants)	(R$ 3,821,031.84)
FECAM (State Fund for Environmental Conservation and Urban Development) [1]	R$ 0.00
Municipalities within RJS	(R$ 54,531,662.08)
Brazilian Federal Government (Assignment Agreement of October 29, 1999)	R$ 0.00
Conta B (State Decree Nº 43,783 of September 12, 2012)	R$ 0.00
Total RJS Oil Revenue Allocations	**(R$ 58,352,693.92)**

Assigned Oil Revenues and Assigned Oil Revenue Rights	Amount
RJS Oil Revenues and RJS Oil Revenue Rights	R$ 382,103,185.24
RJS Oil Revenue Allocations	(R$ 58,352,693.92)
Net amount transferred to Collections Account	**R$ 323,750,491.32**

1) According to the Amendment to the State of Rio de Janeiro Constitution Nº 70 of December 12, 2017 and the State Law Nº 178 of December 20, 2017 (the "FECAM Subordination Legislation"), amounts related to FECAM Allocation are not deducted from Royalties and Special Participations, but instead are allocated according to priority fifteenth of the Revenue Account Waterfall (Section 4.3.(o) of the Indenture).

Section (B) – Detailed Collections Account Waterfall

Collections Account Waterfall		Amount
Priority	**Description**	
First	Taxation Expenses Transfer Amount	(R$ 44,802,937.29)
Second	(i) Servicer Fee Transfer Amount	R$ 0.00
	(ii) Bond Administrator Fees Transfer Amount	R$ 0.00
	(iii) Brazilian Collateral Agent Fees Transfer Amount	R$ 0.00
	(iv) Excess Companhia Securitizadora Expenses Transfer Amount	(R$ 62,441.08)
Third	(i) to the Revenue Account	(R$ 254,159,365.51)
	(ii) (A) to the Series 2014-2 Special Series Account	(R$ 24,725,747.44)
	(ii) (B) to the Series 2014-2 Special Debt Service Reserve Account	R$ 0.00
	(ii) (C) to the Special Interest Liquidity Reserve Account	R$ 0.00
	(ii) (D) to the Special Interest Trigger Event Reserve Account	R$ 0.00
	(iii) to the holder of the Sponsor Note and/or RJS	R$ 0.00
Fourth	(i) (A), (B), (C) and (D)	R$ 0.00
	(ii) to the holder of the Sponsor Note and to RJS	R$ 0.00
Total Debt		**(R$ 323,750,491.32)**

Section (C) – Detailed Revenue Account Waterfall

Revenue Account Waterfall		Amount
Priority	**Description**	
First	Issuer Expenses Transfer Amount	(US$ 40,000.00)
Second	To the Series 2014-1 Senior Interest Subaccount	(US$ 30,794,610.78)
	To the Series 2014-2 Senior Interest Subaccount	(US$ 5,850,993.52)
	To the Series 2014-3 Senior Interest Subaccount	(US$ 20,239,926.59)
	To the Series 2018-1 Senior Interest Subaccount	(US$ 12,300,000.00)
Third	To the Series 2014-1 Senior Scheduled Principal Subaccount	(US$ 2,091,141.24)
	To the Series 2014-2 Senior Scheduled Principal Subaccount	(US$ 574,616.52)
	To the Series 2014-3 Senior Scheduled Principal Subaccount	(US$ 584,052.55)
	To the Series 2018-1 Senior Scheduled Principal Subaccount	US$ 0.00
Fourth	To the Series 2014-1 Debt Service Reserve Account	US$ 0.00
	To the Series 2014-2 Debt Service Reserve Account	US$ 0.00
	To the Series 2014-3 Debt Service Reserve Account	US$ 0.00
	To the Series 2018-1 Debt Service Reserve Account	US$ 0.00
Fifth	(i) To the Liquidity Reserve Account	US$ 0.00
	(ii) To the Special Interest Liquidity Reserve Account	US$ 0.00
Sixth	To the Series 2014-1 Senior Accelerated Principal Subaccount	US$ 0.00
	To the Series 2014-2 Senior Accelerated Principal Subaccount	US$ 0.00
	To the Series 2014-3 Senior Accelerated Principal Subaccount	US$ 0.00
	To the Series 2018-1 Senior Accelerated Principal Subaccount	US$ 0.00
Seventh	To the Series 2014-1 Senior Excess Interest Subaccount	US$ 0.00
	To the Series 2014-2 Senior Excess Interest Subaccount	US$ 0.00
	To the Series 2014-3 Senior Excess Interest Subaccount	US$ 0.00
	To the Series 2018-1 Senior Excess Interest Subaccount	US$ 0.00
Eighth	To the Series 2014-1 Senior Excess Scheduled Principal Subaccount	US$ 0.00
	To the Series 2014-2 Senior Excess Scheduled Principal Subaccount	US$ 0.00
	To the Series 2014-3 Senior Excess Scheduled Principal Subaccount	US$ 0.00
	To the Series 2018-1 Senior Excess Scheduled Principal Subaccount	US$ 0.00
Ninth	To the Series 2014-1 Senior Excess Accelerated Principal Subaccount	US$ 0.00
	To the Series 2014-2 Senior Excess Accelerated Principal Subaccount	US$ 0.00
	To the Series 2014-3 Senior Excess Accelerated Principal Subaccount	US$ 0.00
	To the Series 2018-1 Senior Excess Accelerated Principal Subaccount	US$ 0.00
Tenth	(i) to the Trigger Event Reserve Account	US$ 0.00
	(ii) to the Special Interest Trigger Event Reserve Account	US$ 0.00
Eleventh	Not applicable	US$ 0.00
Twelfth	Not applicable	US$ 0.00
Thirteenth	Not applicable	US$ 0.00
Fourteenth	To the Reserve LC Expenses Subaccount	US$ 0.00
Fifteenth	To the holder of the Sponsor Note and to RJS	US$ 0.00
Total Debt		**(US$ 72,475,341.20)**

Section (D) – Transfer Amounts Details and Supporting Calculations

(i) Excess Companhia Securitizadora Expenses Transfer Amount

Service Provider	Cetip S.A. – Mercados Organizados
Description	Services related to registration, central securities depository (CSD), trading and settlement of local debentures issued by Companhia Securitizadora
Expense	Custody Fee
Source	www.cetip.com.br – *Comunicados e Documentos – Tabela de Preços*
Total Amount Due	**R$ 9,711.10**

Supporting Calculations:

1) Custody Fee

$$Custody = (Local\ Debenture\ Amount\ x\ Applicable\ Rate) + \ Additional\ Amount$$

$$Custody = (R\$\ 542{,}519{,}533.07\ x\ 0{,}001790\%) + R\$\ 0.00 = \boldsymbol{R\$\ 9{,}711.10}$$

Service Provider	Banco do Brasil S.A.
Description	Services related to receiving payments from the Companhia Securitizadora and then distributing to the holders of local debentures
Expense	Paying Agent Fee
Source	*Contrato de Banco Mandatário*
Total Amount Due	**R$ 6,099.43**

Supporting Calculations:

1) Paying Agent Fee

Fixed monthly fee of R$ 4,900.00, adjusted annually on the anniversary of Closing Date based upon IGP-DI index (*Índice Geral de Preços – Disponibilidade Interna*).

$$Adjusted\ Paying\ Agent\ Fee = Monthly\ Fee\ x\ IGP - DI\ Index$$

$$Adjusted\ Paying\ Agent\ Fee = R\$\ 5{,}713.58^{*}\ x\ 106.753209\% = \boldsymbol{R\$\ 6{,}099.43}$$

* Adjusted Paying Agent Fee as of June/2017

Service Provider	Banco do Brasil S.A.
Description	Services related to holding the collateral on behalf of the holders of local debentures issued by Companhia Securitizadora
Expense	Local Debentures Collateral Agent Fee
Source	*Contrato de Administração de Contas*
Total Amount Due	**R$ 4,039.13**

Section (D) – Transfer Amounts Details and Supporting Calculations (cont.)

(i) Excess Companhia Securitizadora Expenses Transfer Amount (cont.)

Supporting Calculations:

1) Collateral Agent Fee

Fixed monthly fee of R$ 3,000.00 adjusted annually on the anniversary of Closing Date based upon IPCA index (*Índice Nacional de Preços ao Consumidor Amplo*), plus any additional amounts that may be necessary to offset the effect of any withholding taxes.

Taxes: *Imposto de Renda* (IR) – 1,5%, *Contribuição Social sobre o Lucro Líquido* (CSLL) – 1,0%, *Contribuição para o Financiamento da Seguridade Social* (Cofins) – 3,0% and *Programa de Integração Social e Programa de Formação do Patrimônio do Servidor Público* (PIS / Pasep) – 0,65%.

1.a) Collateral Agent Fee Adjustment

$$Adjusted\ Collateral\ Agent\ Fee = Monthly\ Fee\ x\ IPCA\ Index$$

$$Adjusted\ Collateral\ Agent\ Fee = R\$\ 3{,}685.51^{*}\ x\ 102.854890\% = \boldsymbol{R\$\ 3{,}790.73}$$

1.b) Collateral Agent Fee including Taxes

$$Collateral\ Agent\ Fee = \frac{Fixed\ Fee\ (adjusted\ annually)}{(1 - taxes)}$$

$$Collateral\ Agent\ Fee = \frac{R\$\ 3{,}790.73}{(1 - 0{,}0615)} = \boldsymbol{R\$\ 4{,}039.14}$$

* Monthly Fee from 06/20/17 to 06/19/18.

Service Provider	Fundo Único de Previdência Social do Estado do Rio de Janeiro
Description	Headquarter's office rental agreement
Expense	Rental Fee
Source	*Termo de Cessão de Uso de Imóvel*
Total Amount Due	**R$ 748.68**

Supporting Calculations:

1) Rental Fee

Fixed rate monthly fee of R$ 595.00, adjusted annually on the anniversary of the agreement initial date based upon INPC index (*Índice Nacional de Preços ao Consumidor*).

$$Adjusted\ Rental\ Fee = Monthly\ Fee\ x\ INPC\ Index$$

$$Adjusted\ Rental\ Fee = R\$\ 736.23^{*}\ x\ 101.6910\% = \boldsymbol{R\$\ 748.68}$$

* Monthly rental fee as of May/2018

Section (D) – Transfer Amounts Details and Supporting Calculations (cont.)

(i) Excess Companhia Securitizadora Expenses Transfer Amount (cont.)

Service Provider	Rio Petróleo SPE S/A Director's fee
Description	Director's remuneration
Expense	Director's Fee
Source	*Estatuto Social*
Total Amount Due	**R$ 15,925.00**

Supporting Calculations:

1) Director's Fee

Fixed rate monthly fee of R$ 6,500.00 for each Director plus INSS*.

Director		**Director**		**Total**
Fábio Rodrigo Amaral de Assunção		Flávio Câmara Carreiro		
Month	**Amount**	**Month**	**Amount**	
Jul 18	R$ 6,500.00	Jul 18	R$ 6,500.00	R$ 13,000.00
Jul 18 (INSS)	R$ 1,462.50	Jul 18 (INSS)	R$ 1,462.50	R$ 2,925.00
Total	**R$ 7,962.50**	**Total**	**R$ 7,962.50**	**R$ 15,925.00**

* Social Security Tax

Service Provider	Martins, Antunes & Vilela Advogados
Description	Legal Services related to Companhia Securitizadora's Extraordinary General Meeting, which authorized expenses related to the 5th waiver approval.
Expense	Legal Fee
Source	*Invoice no. 096*
Total Amount Due	**R$ 7,570.00**

Service Provider	Souza, Cescon, Barrieu e Flesch Sociedade de Advogados
Description	Legal Services and expenses reimbursement related to the concession of the 5th waiver.
Expense	Legal Fee
Source	*Invoices no. 153359 and 1020314*
Total Amount Due	**R$ 5,648.31**

Supporting Calculations:

Invoice 1020314 – Expenses Reimbursement – R$ 1.004.98
Invoice 152702 - Legal Fee - R$ 4.643.33

Section (D) – Transfer Amounts Details and Supporting Calculations (cont.)

(i) Excess Companhia Securitizadora Expenses Transfer Amount (cont.)

Service Provider	BDO RCS Controladoria e Contabilidade Ltda.
Description	Services related to management and accounting processes of Companhia Securitizadora
Expense	Companhia Securitizadora Controller Fee
Source	*Invoice No 222*
Total Amount Due	**R$ 9,795.92**

Description	Taxation on Companhia Securitizadora's Revenue
Expense	PIS/COFINS
Source	*Campos Mello Legal Opinion*
Total Amount Due	**R$ 2,903.51**

<u>Supporting Calculations</u>:

1) PIS/COFINS

$$PIS\ /\ COFINS = \left[\frac{Expenses}{(1 - 0{,}0465)}\right] - Expenses$$

$$PIS\ /\ COFINS = \left[\frac{R\$\ 59{,}537.57}{(1 - 0{,}0465)}\right] - R\$\ 59{,}537.57 = \boldsymbol{R\$\ 2{,}903.51}$$

Total Excess Companhia Securitizadora Expenses

$$R\$\ 9{,}711.10 + R\$\ 6{,}099.43 + R\$\ 4{,}039.13 + R\$\ 748.68 + R\$\ 15{,}925.00 + R\$\ 7{,}570.00$$
$$+ R\$\ 5{,}648.31 + R\$\ 9{,}795.92 + R\$\ 2{,}903.51 = \boldsymbol{R\$\ 62{,}441.08}$$

Section (D) – Transfer Amounts Details and Supporting Calculations (cont.)

(ii) Issuer Expenses Transfer Amount

Service Provider	Standard and Poor's Financial Services LLC
Description	Analytical Services related to Series 2014-1 Issuance – Annual Fee
Expense	Rating Service Fee
Source	Invoice number 29005112
Total Amount Due	**US$ 40,000.00**

Section (D) – Transfer Amounts Details and Supporting Calculations (cont.)

(iii) Series 2014-1 Senior Interest Transfer Amount

$$Series\ 2014-1\ Senior\ Interest\ Transfer\ Amount = (a) - (b)$$

$$Series\ 2014-1\ Senior\ Interest\ Required\ Amount = (c)\ x\ \left\{\left[\sum(d)\right] + \left[\sum(e)\right]\right\}$$

$$Class\ Interest\ Amount\ for\ the\ Series\ 2014-1\ Notes = (f) + (g) + (h)$$

$$Current\ Interest\ Due\ for\ the\ Series\ 2014-1\ Notes = \sum\left[(i)\ x\ \frac{1}{(j)}\ x\ (k)\ x\ (l)\right]$$

(a) Series 2014-1 Senior Interest Required Amount
(b) Series 2014-1 Senior Interest Subaccount Balance = US$ 0.00
(c) Series 2014-1 Senior Fraction = 1
(d) Class Interest Amount for the Series 2014-1 Notes
(e) Pending Additional Amounts Payment Amount for the Series 2014-1 Notes
(f) Current Interest Due for the Series 2014-1 Notes
(g) Overdue Interest for the Series 2014-1 Notes
(h) Capitalized Interest for the Series 2014-1 Notes
(i) Class Interest Rate for the Series 2014-1 Notes = 6.25%
(j) Class Interest Denominator for the Series 2014-1 Notes = 360
(k) Class Daycount Model for the Series 2014-1 Notes = One
(l) Class Principal Balance for the Series 2014-1 Notes = US$ 1,331,658,844.37
(m) Class Interest Overdue Incremental Rate for the Series 2014-1 Notes = 3.00%

<u>Supporting Calculations</u>:

1) Current Interest Due and Capitalized Interest for the Series 2014-1 Notes

Please, see Appendix 1

2) Class Interest Amount for the Series 2014-1 Notes

$$Class\ Interest\ Amount = US\$\ 20{,}807{,}169.44 + US\$\ 0.00 + US\$\ 9{,}987{,}441.33 = \boldsymbol{US\$\ 30{,}794{,}610.78}$$

3) Series 2014-1 Senior Interest Required Amount

$$Series\ 2014-1\ Senior\ Interest\ Required\ Amount = 1\ x\ \{[US\$\ 30{,}794{,}610.78] + [US\$\ 0.00]\}$$

$$Series\ 2014-1\ Senior\ Interest\ Required\ Amount = \boldsymbol{US\$\ 30{,}794{,}610.78}$$

4) Series 2014-1 Senior Interest Transfer Amount

$$Series\ 2014-1\ Senior\ Interest\ Transfer\ Amount = US\$\ 30{,}794{,}610.78 - US\$\ 0.00$$

$$Series\ 2014-1\ Senior\ Interest\ Transfer\ Amount = \boldsymbol{US\$\ 30{,}794{,}610.78}$$

Section (D) – Transfer Amounts Details and Supporting Calculations (cont.)

(iv) Series 2014-2 Senior Interest Transfer Amount

$$Series\ 2014-2\ Senior\ Interest\ Transfer\ Amount = (a)-(b)$$

$$Series\ 2014-2\ Senior\ Interest\ Required\ Amount = (c)\ x\ \left\{\left[\sum(d)\right]+\left[\sum(e)\right]\right\}$$

$$Class\ Interest\ Amount\ for\ the\ Series\ 2014-2\ Notes = (f)+(g)+(h)$$

$$Current\ Interest\ Due\ for\ the\ Series\ 2014-2\ Notes = (i)\ x\ \left\{\left[(1+(j))^{\frac{(k)}{(l)}}\right]-1\right\}$$

$$Penalty\ Interest\ for\ the\ Series\ 2014-2\ Notes = (m)+(n)$$

$$Current\ Penalty\ Interest\ for\ the\ Series\ 2014-2\ Notes = \sum\left\{(o)\ x\ \left(\frac{1}{(l)}\right)\ x\ (k)\ x[(i)+(g)+(n)+(p)]\right\}$$

(a) Series 2014-2 Senior Interest Required Amount
(b) Series 2014-2 Senior Interest Subaccount Balance = R$ 393,999.99
(c) Series 2014-2 Senior Fraction = 1
(d) Class Interest Amount for the Series 2014-2 Notes
(e) Pending Additional Amounts Payment Amount for the Series 2014-2 Notes
(f) Current Interest Due for the Series 2014-2 Notes
(g) Overdue Interest for the Series 2014-2 Notes
(h) Penalty Interest for the Series 2014-2 Notes
(i) Class Principal Balance for the Series 2014-2 Notes = R$ 491,295,590.06
(j) Class Interest Rate for the Series 2014-2 Notes = 16.25%
(k) Class Daycount Model for the Series 2014-2 Notes = Two
(l) Class Interest Denominator for the Series 2014-2 Notes = 252
(m) Current Penalty Interest for the Series 2014-2 Notes
(n) Overdue Penalty Interest for the Series 2014-2 Notes
(o) Class Penalty Rate for the Series 2014-2 Notes = 3.00%
(p) Overdue Current Penalty Interest for the Series 2014-2 Notes

<u>Supporting Calculations</u>:

1) Current Interest Due and Capitalized Interest for the Series 2014-2 Notes

Please, see Appendix 2

2) Class Interest Amount for the Series 2014-2 Notes

$$Class\ Interest\ Amount = R\$\ 19{,}151{,}346.95 + R\$\ 0.00 + R\$\ 3{,}757{,}276.11 = \boldsymbol{R\$\ 22{,}908{,}623.06}$$

3) Series 2014-2 Senior Interest Required Amount

$$Series\ 2014-2\ Senior\ Interest\ Required\ Amount = 1\ x\ \{[R\$\ 22{,}908{,}623.06]+[R\$\ 0.00]\}$$

$$Series\ 2014-2\ Senior\ Interest\ Required\ Amount = \boldsymbol{R\$\ 22{,}908{,}623.06}$$

4) Series 2014-2 Senior Interest Transfer Amount

$$Series\ 2014-2\ Senior\ Interest\ Transfer\ Amount = R\$\ 22{,}908{,}623.06 - R\$\ 393{,}999.99$$

$$Series\ 2014-2\ Senior\ Interest\ Transfer\ Amount = \boldsymbol{R\$\ 22{,}514{,}623.07}$$

Section (D) – Transfer Amounts Details and Supporting Calculations (cont.)

(v) Series 2014-3 Senior Interest Transfer Amount

$$Series\ 2014-3\ Senior\ Interest\ Transfer\ Amount = (a) - (b)$$

$$Series\ 2014-3\ Senior\ Interest\ Required\ Amount = (c)\ x\ \left\{\left[\sum(d)\right] + \left[\sum(e)\right]\right\}$$

$$Class\ Interest\ Amount\ for\ the\ Series\ 2014-3\ Notes = (f) + (g) + (h)$$

$$Current\ Interest\ Due\ for\ the\ Series\ 2014-3\ Notes = \sum\left[(i)\ x\ \frac{1}{(j)}\ x\ (k)\ x\ (l)\right]$$

(a) Series 2014-3 Senior Interest Required Amount
(b) Series 2014-3 Senior Interest Subaccount Balance = US$ 0.00
(c) Series 2014-3 Senior Fraction = 1
(d) Class Interest Amount for the Series 2014-3 Notes
(e) Pending Additional Amounts Payment Amount for the Series 2014-3 Notes
(f) Current Interest Due for the Series 2014-3 Notes
(g) Overdue Interest for the Series 2014-3 Notes
(h) Capitalized Interest for the Series 2014-3 Notes
(i) Class Interest Rate for the Series 2014-3 Notes = 6.75%
(j) Class Interest Denominator for the Series 2014-3 Notes = 360
(k) Class Daycount Model for the Series 2014-3 Notes = One
(l) Class Principal Balance for the Series 2014-3 Notes = US$ 830,355,962.71
(m) Class Interest Overdue Incremental Rate for the Series 2014-3 = 3.00%

<u>Supporting Calculations</u>:

1) Current Interest Due and Capitalized Interest for the Series 2014-3 Notes

Please, see Appendix 3

2) Class Interest Amount for the Series 2014-3 Notes

$$Class\ Interest\ Amount = US\$\ 14{,}012{,}256.87 + US\$\ 0.00 + US\$\ 6{,}227{,}669.72 = \boldsymbol{US\$\ 20{,}239{,}926.59}$$

3) Series 2014-3 Senior Interest Required Amount

$$Series\ 2014-3\ Senior\ Interest\ Required\ Amount = 1\ x\ \{[US\$\ 20{,}239{,}926.59] + [US\$\ 0.00]\}$$

$$Series\ 2014-3\ Senior\ Interest\ Required\ Amount = \boldsymbol{US\$\ 20{,}239{,}926.59}$$

4) Series 2014-3 Senior Interest Transfer Amount *(not pro rata)*

$$Series\ 2014-3\ Senior\ Interest\ Transfer\ Amount = US\$\ 20{,}239{,}926.59 - US\$\ 0.00$$

$$Series\ 2014-3\ Senior\ Interest\ Transfer\ Amount = \boldsymbol{US\$\ 20{,}239{,}926.59}$$

Section (D) – Transfer Amounts Details and Supporting Calculations (cont.)

(vi) Series 2018-1 Senior Interest Transfer Amount

$$Series\ 2018-1\ Senior\ Interest\ Transfer\ Amount = (a) - (b)$$

$$Series\ 2018-1\ Senior\ Interest\ Required\ Amount = (c)\ x\ \left\{\left[\sum(d)\right] + \left[\sum(e)\right]\right\}$$

$$Class\ Interest\ Amount\ for\ the\ Series\ 2018-1\ Notes = (f) + (g) + (h)$$

$$Current\ Interest\ Due\ for\ the\ Series\ 2018-1\ Notes = \sum\left[(i)\ x\ \frac{1}{(j)}\ x\ (k)\ x\ (l)\right]$$

(a) Series 2018-1 Senior Interest Required Amount
(b) Series 2018-1 Senior Interest Subaccount Balance = US$ 0.00
(c) Series 2018-1 Senior Fraction = 1
(d) Class Interest Amount for the Series 2018-1 Notes
(e) Pending Additional Amounts Payment Amount for the Series 2018-1 Notes
(f) Current Interest Due for the Series 2018-1 Notes
(g) Overdue Interest for the Series 2018-1 Notes
(h) Capitalized Interest for the Series 2018-1 Notes
(i) Class Interest Rate for the Series 2018-1 Notes = 8.20%
(j) Class Interest Denominator for the Series 2018-1 Notes = 360
(k) Class Daycount Model for the Series 2018-1 Notes = One
(l) Class Principal Balance for the Series 2018-1 Notes = US$ 600,000,000.00
(m) Class Interest Overdue Incremental Rate for the Series 2018-1

<u>Supporting Calculations</u>:

1) Current Interest Due and Capitalized Interest for the Series 2018-1 Notes

Please, see Appendix 4

2) Class Interest Amount for the Series 2018-1 Notes

$$Class\ Interest\ Amount = US\$\ 12{,}300{,}000.00 + US\$\ 0.00 + US\$\ 0.00 = \boldsymbol{US\$\ 12{,}300{,}000.00}$$

3) Series 2018-1 Senior Interest Required Amount

$$Series\ 2018-1\ Senior\ Interest\ Required\ Amount = 1\ x\ \{[US\$\ 12{,}300{,}000.00] + [US\$\ 0.00]\}$$

$$Series\ 2018-1\ Senior\ Interest\ Required\ Amount = \boldsymbol{US\$\ 12{,}300{,}000.00}$$

4) Series 2018-1 Senior Interest Transfer Amount *(not pro rata)*

$$Series\ 2018-1\ Senior\ Interest\ Transfer\ Amount = US\$\ 12{,}300{,}000.00 - US\$\ 0.00$$

$$Series\ 2018-1\ Senior\ Interest\ Transfer\ Amount = \boldsymbol{US\$\ 12{,}300{,}000.00}$$

Section (D) – Transfer Amounts Details and Supporting Calculations (cont.)

(vii) Series 2014-1 Senior Scheduled Principal Transfer Amount

$$Series\ 2014-1\ Senior\ Scheduled\ Principal\ Transfer\ Amount = (a) - (b)$$

$$Series\ 2014-1\ Senior\ Scheduled\ Principal\ Required\ Amount = (c)\ x \sum (d)$$

$$Pending\ Scheduled\ Principal\ Amount\ for\ the\ Series\ 2014-1\ Notes = (e) + (f) + (g) + (h)$$

$$Scheduled\ Principal\ Amount\ for\ the\ Series\ 2014-1\ Notes = [(i)\ x\ (j)] - (k)$$

(a) Series 2014-1 Senior Scheduled Principal Required Amount
(b) Series 2014-1 Senior Scheduled Principal Subaccount Balance = US$ 0.00
(c) Series 2014-1 Senior Fraction = 1
(d) Pending Scheduled Principal Amount for the Series 2014-1 Notes
(e) Scheduled Principal Amount for the Series 2014-1 Notes
(f) Any unpaid Scheduled Principal Amount for the Series 2014-1 Notes
(g) Class Sponsor Refund Amount Principal Component for the Series 2014-1 Notes
(h) Class RJS Damages Amount Principal Component for the Series 2014-1 Notes
(i) Class Initial Principal Balance for the Series 2014-1 Notes = US$ 2,000,000,000.00
(j) Decimal equivalent of the fractional percentage for the Series 2014-1 Notes = 0.020
(k) Any prepayment of Principal made as a result of an Early Amortization Period, according to the Section 8.3.(b) of the Indenture

<u>Supporting Calculations</u>:

1) Prepayment of Principal as a result of an Early Amortization Period

$$Scheduled\ Principal\ Reduction =$$

$$\left\{\left[\frac{(US\$\ 2{,}000{,}000{,}000.00\ x\ 0.020)}{US\$\ 1{,}960{,}000{,}000.00}\right] x\ US\$\ 103{,}795{,}555.08\right\} +$$

$$\left\{\left[\frac{(US\$\ 2{,}000{,}000{,}000.00\ x\ 0.020)}{US\$\ 1{,}890{,}000{,}000.00}\right] x\ US\$\ 185{,}884{,}163.13\right\} +$$

$$\left\{\left[\frac{(US\$\ 2{,}000{,}000{,}000.00\ x\ 0.020)}{US\$\ 1{,}860{,}000{,}000.00}\right] x\ US\$\ 129{,}057{,}062.90\right\} +$$

$$\left\{\left[\frac{(US\$\ 2{,}000{,}000{,}000.00\ x\ 0.020)}{US\$\ 1{,}830{,}000{,}000.00}\right] x\ US\$\ 9{,}307{,}195.26\right\}$$

$$Scheduled\ Principal\ Reduction =$$

$$(0.0204081633\ x\ US\$\ 103{,}795{,}555.08) + (0.0211640212\ x\ US\$\ 185{,}884{,}163.13) + (0.0215053763\ x\ US\$\ 129{,}059{,}062.90) + (0.0218579235\ x\ US\$\ 9{,}307{,}195.26) = \boldsymbol{US\$\ 9{,}031{,}189.67}$$

2) Scheduled Principal Amount for the Series 2014-1 Notes

$$Scheduled\ Principal\ Amount = [US\$\ 2{,}000{,}000{,}000.00\ x\ 0.020] - US\$\ 9{,}031{,}189{,}67$$

$$Scheduled\ Principal\ Amount = US\$\ 40{,}000{,}000.00 - US\$\ 9{,}031{,}189.67 = \boldsymbol{US\$\ 30{,}968{,}810.33}$$

3) Pending Scheduled Principal Amount for the Series 2014-1 Notes

$$Pending\ Scheduled\ Principal\ Amount = US\$\ 30{,}968{,}810.33 + US\$\ 0.00 + US\$\ 0.00\ + US\$\ 0.00$$

$$Pending\ Scheduled\ Principal\ Amount = \boldsymbol{US\$\ 30{,}968{,}810.33}$$

Section (D) – Transfer Amounts Details and Supporting Calculations (cont.)

(vii) Series 2014-1 Senior Scheduled Principal Transfer Amount (cont.)

4) Series 2014-1 Senior Scheduled Principal Required Amount

$$Senior\ Scheduled\ Principal\ Required\ Amount = 1\ x\ US\$\ 30{,}968{,}810.33$$

$$Senior\ Scheduled\ Principal\ Required\ Amount = \boldsymbol{US\$\ 30{,}968{,}810.33}$$

5) Series 2014-1 Senior Scheduled Principal Transfer Amount *(not pro rata)*

$$Senior\ Scheduled\ Principal\ Transfer\ Amount = US\$\ 30{,}968{,}810.33 - US\$\ 0.00$$

$$Senior\ Scheduled\ Principal\ Transfer\ Amount = \boldsymbol{US\$\ 30{,}968{,}810.33}$$

Pro rata calculation:

$$\frac{(a-b)}{[(a-b) + All\ Other\ Series\ Senior\ Scheduled\ Principal\ Required\ Amount]} = \frac{US\$\ 30{,}968{,}810.33}{US\$\ 48{,}128{,}149.81} = 64.346563192\%$$

Section (D) – Transfer Amounts Details and Supporting Calculations (cont.)

(viii) Series 2014-2 Senior Scheduled Principal Transfer Amount

$$Series\ 2014-2\ Senior\ Scheduled\ Principal\ Transfer\ Amount = (a) - (b)$$

$$Series\ 2014-2\ Senior\ Scheduled\ Principal\ Required\ Amount = (c)\ x \sum (d)$$

$$Pending\ Scheduled\ Principal\ Amount\ for\ the\ Series\ 2014-2\ Notes = (e) + (f) + (g) + (h)$$

$$Scheduled\ Principal\ Amount\ for\ the\ Series\ 2014-2\ Notes = [(i)\ x\ (j)] - (k)$$

(a) Series 2014-2 Senior Scheduled Principal Required Amount
(b) Series 2014-2 Senior Scheduled Principal Subaccount Balance = R$ 0.00
(c) Series 2014-2 Senior Fraction = 1
(d) Pending Scheduled Principal Amount for the Series 2014-2 Notes
(e) Scheduled Principal Amount for the Series 2014-2 Notes
(f) Any unpaid Scheduled Principal Amount for the Series 2014-2 Notes
(g) Class Sponsor Refund Amount Principal Component for the Series 2014-2 Notes
(h) Class RJS Damages Amount Principal Component for the Series 2014-2 Notes
(i) Class Initial Principal Balance for the Series 2014-2 Notes = R$ 2,400,000,000.00
(j) Decimal equivalent of the fractional percentage for the Series 2014-2 Notes = 0.03571
(k) Any prepayment of Principal made as a result of an Early Amortization Period, according to the Section 8.3.(b) of the Indenture

<u>Supporting Calculations</u>:

1) Prepayment of Principal as a result of an Early Amortization Period

$$Scheduled\ Principal\ Reduction =$$

$$\left\{\left[\frac{(R\$\ 2{,}400{,}000{,}000.00 - R\$\ 960{,}000{,}000.00)x\ 0.03571}{R\$\ 1{,}182{,}888{,}000.00}\right] x\ R\$\ 146{,}266{,}499.10\right\} +$$

$$\left\{\left[\frac{(R\$\ 2{,}400{,}000{,}000.00 - R\$\ 960{,}000{,}000.00)\ x\ 0.03571}{R\$\ 1{,}028{,}620{,}800.00}\right] x\ R\$\ 135{,}754{,}367.55\right\} +$$

$$\left\{\left[\frac{(R\$\ 2{,}400{,}000{,}000.00 - R\$\ 960{,}000{,}000.00)\ x\ 0.03571}{R\$\ 977{,}198{,}400.00}\right] x\ R\$\ 95{,}729{,}872.61\right\} +$$

$$\left\{\left[\frac{(R\$\ 2{,}400{,}000{,}000.00 - R\$\ 960{,}000{,}000.00)\ x\ 0.03571}{R\$\ 925{,}776{,}000.00}\right] x\ R\$\ 8{,}895{,}659.18\right\}$$

$$Scheduled\ Principal\ Reduction =$$

$$(0.0434719094\ x\ R\$\ 146{,}266{,}499.10) + (0.0499916004\ x\ R\$\ 135{,}754{,}367.55) + (0.0526222720\ x\ R\$\ 95{,}729{,}872.61)$$

$$+ (0.0555451859\ x\ R\$\ 8{,}895{,}659.18) = \boldsymbol{R\$\ 18{,}676{,}696.53}$$

2) Scheduled Principal Amount for the Series 2014-2 Notes

$$Scheduled\ Principal\ Amount = [(R\$\ 2{,}400{,}000{,}000.00 - R\$\ 960{,}000{,}000.00)\ x\ 0.03571] - R\$\ 18{,}676{,}696.53$$

$$Scheduled\ Principal\ Amount = R\$\ 51{,}422{,}400.00 - R\$\ 18{,}676{,}696.53 = \boldsymbol{R\$\ 32{,}745{,}703.47}$$

3) Pending Scheduled Principal Amount for the Series 2014-2 Notes

$$Pending\ Scheduled\ Principal\ Amount = R\$\ 32{,}745{,}703.47 + R\$\ 0.00 + R\$\ 0.00\ + R\$\ 0.00$$

$$Pending\ Scheduled\ Principal\ Amount = \boldsymbol{R\$\ 32{,}745{,}703.47}$$

Section (D) – Transfer Amounts Details and Supporting Calculations (cont.)

(viii) Series 2014-2 Senior Scheduled Principal Transfer Amount (cont.)

4) Series 2014-2 Senior Scheduled Principal Required Amount

$$Senior\ Scheduled\ Principal\ Required\ Amount = 1\ x\ R\$\ 32{,}745{,}703.47$$

$$Senior\ Scheduled\ Principal\ Required\ Amount = \boldsymbol{R\$\ 32{,}745{,}703.47}$$

5) Series 2014-2 Senior Scheduled Principal Transfer Amount *(not pro rata)*

$$Senior\ Scheduled\ Principal\ Transfer\ Amount = R\$\ 32{,}745{,}703.47 - US\$\ 0.00$$

$$Senior\ Scheduled\ Principal\ Transfer\ Amount = \boldsymbol{R\$\ 32{,}745{,}703.47\ (US\$\ 8{,}509{,}798.20)}$$

Pro rata calculation:

$$\frac{(a-b)}{[(a-b) + All\ Other\ Series\ Senior\ Scheduled\ Principal\ Required\ Amount]} = \frac{US\$\ 8{,}509{,}798.20}{US\$\ 48{,}128{,}149.81} = 17.681540289\%$$

Section (D) – Transfer Amounts Details and Supporting Calculations (cont.)

(ix) Series 2014-3 Senior Scheduled Principal Transfer Amount

$$Series\ 2014-3\ Senior\ Scheduled\ Principal\ Transfer\ Amount = (a) - (b)$$

$$Series\ 2014-3\ Senior\ Scheduled\ Principal\ Required\ Amount = (c)\ x \sum (d)$$

$$Pending\ Scheduled\ Principal\ Amount\ for\ the\ Series\ 2014-3\ Notes = (e) + (f) + (g) + (h)$$

$$Scheduled\ Principal\ Amount\ for\ the\ Series\ 2014-3\ Notes = [(i)\ x\ (j)] - (k)$$

(a) Series 2014-3 Senior Scheduled Principal Required Amount
(b) Series 2014-3 Senior Scheduled Principal Subaccount Balance = US$ 0.00
(c) Series 2014-3 Senior Fraction = 1
(d) Pending Scheduled Principal Amount for the Series 2014-3 Notes
(e) Scheduled Principal Amount for the Series 2014-3 Notes
(f) Any unpaid Scheduled Principal Amount for the Series 2014-3 Notes
(g) Class Sponsor Refund Amount Principal Component for the Series 2014-3 Notes
(h) Class RJS Damages Amount Principal Component for the Series 2014-3 Notes
(i) Class Initial Principal Balance for the Series 2014-3 Notes = US$ 1,100,000,000.00
(j) Decimal equivalent of the fractional percentage for the Series 2014-3 Notes = 0.010
(k) Any prepayment of Principal made as a result of an Early Amortization Period, according to the Section 8.3.(b) of the Indenture

<u>Supporting Calculations</u>:

1) Prepayment of Principal as a result of an Early Amortization Period

$$Scheduled\ Principal\ Reduction =$$

$$\left\{\left[\frac{(US\$\ 1{,}100{,}000{,}000.00\ x\ 0.010)}{US\$\ 1{,}100{,}000{,}000.00}\right] x\ US\$\ 163{,}811{,}783.37\right\} +$$

$$\left\{\left[\frac{(US\$\ 1{,}100{,}000{,}000.00\ x\ 0.010)}{US\$\ 1{,}094{,}500{,}000.00}\right] x\ US\$\ 65{,}835{,}487.61\right\} +$$

$$\left\{\left[\frac{(US\$\ 1{,}100{,}000{,}000.00\ x\ 0.010)}{US\$\ 1{,}089{,}000{,}000.00}\right] x\ US\$\ 5{,}017{,}091.90\right\}$$

$$Scheduled\ Principal\ Reduction =$$

$$(0.010\ x\ US\$\ 163{,}811{,}783.37) + (0.0100502513\ x\ US\$\ 65{,}835{,}487.61) + (0.0101010101\ x\ US\$\ 5{,}017{,}091.90)$$

$$= \boldsymbol{US\$\ 2{,}350{,}458.72}$$

2) Scheduled Principal Amount for the Series 2014-3 Notes

$$Scheduled\ Principal\ Amount = [US\$\ 1{,}100{,}000{,}000.00\ x\ 0.010] - US\$\ 2{,}350{,}458.72$$

$$Scheduled\ Principal\ Amount = US\$\ 11{,}000{,}000.00 - US\$\ 2{,}350{,}458.72 = \boldsymbol{US\$\ 8{,}649{,}541.28}$$

3) Pending Scheduled Principal Amount for the Series 2014-3 Notes

$$Pending\ Scheduled\ Principal\ Amount = US\$\ 8{,}649{,}541.28 + US\$\ 0.00 + US\$\ 0.00\ + US\$\ 0.00$$

$$Pending\ Scheduled\ Principal\ Amount = \boldsymbol{US\$\ 8{,}649{,}541.28}$$

Section (D) – Transfer Amounts Details and Supporting Calculations (cont.)

(ix) Series 2014-3 Senior Scheduled Principal Transfer Amount (cont.)

4) Series 2014-3 Senior Scheduled Principal Required Amount

$$Senior\ Scheduled\ Principal\ Required\ Amount = 1\ x\ US\$\ 8{,}659{,}241.49$$

$$Senior\ Scheduled\ Principal\ Required\ Amount = \boldsymbol{US\$\ 8{,}659{,}241.49}$$

5) Series 2014-3 Senior Scheduled Principal Transfer Amount *(not pro rata)*

$$Senior\ Scheduled\ Principal\ Transfer\ Amount = US\$\ 8{,}659{,}241.49 - US\$\ 0.00$$

$$Senior\ Scheduled\ Principal\ Transfer\ Amount = \boldsymbol{US\$\ 8{,}659{,}241.49}$$

Pro rata calculation:

$$\frac{(a-b)}{[(a-b) + All\ Other\ Series\ Senior\ Scheduled\ Principal\ Required\ Amount]} = \frac{US\$\ 8{,}649{,}541.28}{US\$\ 48{,}128{,}149.81} = 17.971896519\%$$

Section (D) – Transfer Amounts Details and Supporting Calculations (cont.)

Total Series Senior Scheduled Principal Transfer Amount

Transaction Accounts Waterfall	Amount
Net Amount transferred to Collections Account	R$ 323,750,491.32
Taxation Expenses Transfer Amount	(R$ 44,802,937.29)
Excess Companhia Securitizadora Expenses Transfer Amount	(R$ 62,441.08)
Issuer Expenses	(R$ 153,920.00)
Series 2014-1 Senior Interest Transfer Amount	(R$ 118,497,662.28)
Series 2014-2 Senior Interest Transfer Amount	(R$ 22,514,623.07)
Series 2014-3 Senior Interest Transfer Amount	(R$ 77,883,237.52)
Series 2018-1 Senior Interest Transfer Amount	(R$ 47,330,400.00)
Remaining Amounts	**R$ 12,505,270.08**

(1) For the Series 2014-1 Senior Scheduled Principal Transfer Amount

$$Remaining\ Amounts\ x\ Series\ 2014-1\ Pro\ rata\ calculation$$

$$R\$\ 12{,}505{,}270.08\ x\ 64.346563192\% = \boldsymbol{R\$\ 8{,}046{,}711.51\ (US\$\ 2{,}091{,}141.24)}$$

(2) For the Series 2014-2 Senior Scheduled Principal Transfer Amount

$$Remaining\ Amounts\ x\ Series\ 2014-2\ Pro\ rata\ calculation$$

$$R\$\ 12{,}505{,}270.08\ x\ 17.681540289\% = \boldsymbol{R\$\ 2{,}211{,}124.37\ (US\$\ 574{,}616.52)}$$

(3) For the Series 2014-3 Senior Scheduled Principal Transfer Amount

$$Remaining\ Amounts\ x\ Series\ 2014-3\ Pro\ rata\ calculation$$

$$R\$\ 12{,}505{,}270.08\ x\ 17.971896519\% = \boldsymbol{R\$\ 2{,}247{,}434.20\ (US\$\ 584{,}052.55)}$$

Section (D) – Transfer Amounts Details and Supporting Calculations (cont.)

(x) Taxation Expenses Transfer Amount

1) All funds transferred from Brazil to the Issuer abroad and/or from the Issuer abroad to Brazil are subject to IOF (*Imposto sobre Operações de Crédito, Câmbio e Seguros ou relativos a Títulos ou Valores Mobiliário*) at the rate of 0.38%;

2) All funds transferred from Brazil to the Issuer abroad are subject to IRRF (*Imposto de Renda Retido na Fonte*) at the rate of 15.00%, for the amounts other than related to a portion of Principal Payments that does not represent capital gain as a consequence of exchange rate movement, to fund the Debt Service Reserve Account, to fund the Liquidity Reserve Account and to fund the Trigger Event Reserve Account;

3) All funds drawn from the Debt Service Reserve Account, from the Liquidity Reserve Account and from the Trigger Event Reserve Account outside Brazil to be used for Interest Payment and for the portion of Principal Payment that represents capital gain as a consequence of exchange rate movement are subject to IRRF (*Imposto de Renda Retido na Fonte*) at the rate of 15,00%.

<u>Supporting Calculations</u>:

1) IOF

$$IOF = Amount\ Wired\ Offshore\ x\ 0.38\%$$

$$IOF = US\$\ 66{,}049{,}731.16\ x\ 0.38\% = \boldsymbol{US\$\ 250{,}988.98\ (R\$\ 965{,}805.59)}$$

2) IRRF

i. Over the funds transferred to the Issuer outside Brazil

(a) Portion of Principal Payments that does not represent capital gain

<u>For the Series 2014-1</u>:

Principal Amortization: US$ 2,091,141.24
FX Rate (as of 07/17/2018): R$ 3.8480
Acquisition Cost (as of 06/20/2014): R$ 4,148,415,853.35
Initial Principal Amount: US$ 2,000,000,000.00

$$Portion\ of\ Principal\ Payments = \frac{\left[Acquisition\ Cost\ x\left(\frac{Principal\ Payment}{Initial\ Principal\ Amount}\right)\right]}{FX\ Rate}$$

$$Portion\ of\ Principal\ Payments = \frac{\left[R\$\ 4{,}148{,}415{,}853.35\ x\left(\frac{US\$\ 2{,}091{,}141.24}{US\$\ 2{,}000{,}000{,}000.00}\right)\right]}{R\$\ 3.8480} = \boldsymbol{US\$\ 1{,}127{,}199.00}$$

Section (D) – Transfer Amounts Details and Supporting Calculations (cont.)

(x) Taxation Expenses Transfer Amount (cont.)

<u>For the Series 2014-3</u>:

Principal Amortization: US$ 584,052.55
FX Rate (as of 07/17/2018): R$ 3.8480
Acquisition Cost (as of 06/20/2014): R$ 2,775,991,813.41
Initial Principal Amount: US$ 1,100,000,000.00

$$Portion\ of\ Principal\ Payments = \frac{\left[Acquisition\ Cost\ x\left(\frac{Principal\ Payment}{Initial\ Principal\ Amount}\right)\right]}{FX\ Rate}$$

$$Portion\ of\ Principal\ Payments = \frac{\left[R\$\ 2{,}775{,}991{,}813.41\ x\left(\frac{US\$\ 584{,}052.55)}{US\$\ 1{,}100{,}000{,}000.00}\right)\right]}{R\$\ 3.8480} = \boldsymbol{US\$\ 383{,}038.44}$$

$$Total\ Portion\ of\ Principal\ Payments = US\$\ 1{,}127{,}199.00 + US\$\ 383{,}038.44 = \boldsymbol{US\$\ 1{,}510{,}237.44}$$

(b) Deductions

$$Deductions = Portion\ of\ Principal\ Payments + Debt\ Service\ Reserve\ Account + Liquidity\ Reserve\ Account + Trigger\ Event\ Reserve\ Account$$

$$Deductions = US\$\ 1{,}510{,}237.44 + US\$\ 0.00 + US\$\ 0.00 + US\$\ 0.00\ = \boldsymbol{US\$\ 1{,}510{,}237.44}$$

(c) Amount subject to Tax

$$Amount\ subject\ to\ Tax = Amount\ Wired\ Offshore - Deductions$$

$$Amount\ subject\ to\ Tax = US\$\ 66{,}049{,}731.16 - US\$\ 1{,}510{,}237.44 = \boldsymbol{US\$\ 64{,}539{,}493.72}$$

(d) IRRF

$$IRRF = \left[\frac{(a)}{(1-0.15)}\right] - (a)$$

$$IRRF = \left[\frac{US\$\ 64{,}539{,}493.72}{(0.85)}\right] - US\$\ 64{,}539{,}493.72 = \boldsymbol{US\$\ 11{,}389{,}322.42\ (R\$\ 43{,}826{,}112.67)}$$

2) IRRF

ii. Companhia Securitizadora Expenses not transferred to the Issuer outside Brazil

$$IRRF = \left[\frac{(Expenses\ Amount)}{(1-0.15)}\right] - (Expenses\ Amount)$$

$$IRRF = \left[\frac{R\$\ 62{,}441.08}{(0.85)}\right] - R\$\ 62{,}441.08 = \boldsymbol{R\$\ 11{,}019.01\ (US\$\ 2{,}863.57)}$$

Total Taxation Expenses

$$US\$\ 250{,}988.98 + US\$\ 11{,}389{,}322.42 + US\$\ 2{,}863{,}57 = \boldsymbol{US\$\ 11{,}643{,}174.97\ (R\$\ 44{,}802{,}937.29)}$$

Section (E) – Transaction Accounts Balance

Collections Account		Amount
Date	Description	
06/29/18	Balance	R$ 0.00
07/17/18	Assigned Oil Revenues and Assigned Oil Revenue Rights	R$ 323,750,491.32
07/17/18	Taxation Expenses Transfer Amount	(R$ 44,802,937.29)
07/17/18	Excess Companhia Securitizadora Expenses Transfer Amount	(R$ 62,441.08)
07/17/18	Issuer Expenses Transfer Amount	(R$ 153,920.00)
07/17/18	To the Series 2014-1 Senior Interest Subaccount	(R$ 118,497,662.28)
07/17/18	To the Series 2014-2 Senior Interest Subaccount	(R$ 22,514,623.07)
07/17/18	To the Series 2014-3 Senior Interest Subaccount	(R$ 77,883,237.52)
07/17/18	To the Series 2018-1 Senior Interest Subaccount	(R$ 47,330,400.00)
07/17/18	To the Series 2014-1 Senior Scheduled Principal Subaccount	(R$ 8,046,711.51)
07/17/18	To the Series 2014-2 Senior Scheduled Principal Subaccount	(R$ 2,211,124.37)
07/17/18	To the Series 2014-3 Senior Scheduled Principal Subaccount	(R$ 2,247,434.20)
Final Balance as of the close of business of July 17, 2018		**R$ 0.00**

Series 2014-2 Special Series Account		Amount
Date	Description	
06/29/18	Balance	R$ 56,405,258.18
07/04/18	Eligible Investments	R$ 393,999.99
07/06/18	Interest Payment	(R$ 23,659,554.71)
07/06/18	Pending Scheduled Principal Payment	(R$ 32,745,703.47)
07/17/18	Series 2014-2 Senior Interest Subaccount	R$ 22,514,623.07
07/17/18	Series 2014-2 Senior Scheduled Principal Subaccount	R$ 2,211,124.37
Final Balance as of the close of business of July 17, 2018		**R$ 25,119,747.43**

Series 2014-2 Special Debt Service Reserve Account		Amount
Date	Description	
06/29/18	Balance	R$ 170,197,994.00
Final Balance as of the close of business of July 17, 2018		**R$ 170,197,994.00**

Special Interest Liquidity Reserve Account		Amount
Date	Description	
06/29/18	Balance	R$ 0.00
Final Balance as of the close of business of July 17, 2018		**R$ 0.00**

Section (E) – Transaction Accounts Balance (cont.)

Special Interest Trigger Event Reserve Account		Amount
Date	Description	
06/29/18	Balance	R$ 0.00
Final Balance as of the close of business of July 17, 2018		**R$ 0.00**

Section (F) – Other Information

Events	Y / N
Has any Event of Default occurred or continued as of the close of business for the Indenture Trustee on the related Allocation Date?	No
Has any Trigger Event occurred or continued as of the close of business for the Indenture Trustee on the related Allocation Date?	No
Has any Bond Administrator Replacement Event occurred or continued as of the close of business for the Indenture Trustee on the related Allocation Date?	No
Has any Servicer Replacement Event occurred or continued as of the close of business for the Indenture Trustee on the related Allocation Date?	No
Has any Event of Default been declared as of the close of business for the Indenture Trustee on the related Allocation Date?	No
Has any Early Amortization Period been declared as of the close of business for the Indenture Trustee on the related Allocation Date?	No
Has there been the occurrence of conditions which give rise to any Sponsor Refund Obligations or any RJS Damages as of the close of business for the Indenture Trustee on the related Allocation Date?	No

Section (G) – Transfer Instructions

Transaction: Funds to the Issuer Expenses Subaccount			Amount
Type	Account	Name	
Debt	11249600	Revenue Account	(US$ 40,000.00)
Credit	11265100	Issuer Expenses Subaccount	US$ 40,000.00

Transaction: Funds to the Senior Interest Subaccount			Amount
Type	Account	Name	
Debt	11249600	Revenue Account	(US$ 63,334,537.37)
Credit	11250200	Series 2014-1 Series Account	US$ 30,794,610.78
Credit	11348400	Series 2014-3 Series Account	US$ 20,239,926.59
Credit	12025400	Series 2018-1 Series Account	US$ 12,300,000.00

Transaction: Funds to the Senior Scheduled Principal Subaccount			Amount
Type	Account	Name	
Debt	11249600	Revenue Account	(US$ 2,675,193.79)
Credit	11250200	Series 2014-1 Series Account	US$ 2,091,141.24
Credit	11348400	Series 2014-3 Series Account	US$ 584,052.55

Appendix 1

Class Interest Amount for the Series 2014-1 Notes

Date	Class Interest			Daycount	Class Principal Balance	Current Interest Due	Overdue Interest	Current Capitalized Interest	Overdue Capitalized Interest	Capitalized Interest	Class Interest Amount
	Rate	Overdue Incremental Rate	Denominator								
	6.25%	3.00%	360		EoD		EoD		EoD		
07/06/18	0.0625	0.0300	0.002778	1	1,331,658,844.37	231,190.77	0.00	110,971.57	0.00	110,971.57	342,162.34
07/07/18	0.0625	0.0300	0.002778	1	1,331,658,844.37	231,190.77	0.00	110,971.57	0.00	110,971.57	684,324.68
07/08/18	0.0625	0.0300	0.002778	1	1,331,658,844.37	231,190.77	0.00	110,971.57	0.00	110,971.57	1,026,487.03
07/09/18	0.0625	0.0300	0.002778	1	1,331,658,844.37	231,190.77	0.00	110,971.57	0.00	110,971.57	1,368,649.37
07/10/18	0.0625	0.0300	0.002778	1	1,331,658,844.37	231,190.77	0.00	110,971.57	0.00	110,971.57	1,710,811.71
07/11/18	0.0625	0.0300	0.002778	1	1,331,658,844.37	231,190.77	0.00	110,971.57	0.00	110,971.57	2,052,974.05
07/12/18	0.0625	0.0300	0.002778	1	1,331,658,844.37	231,190.77	0.00	110,971.57	0.00	110,971.57	2,395,136.39
07/13/18	0.0625	0.0300	0.002778	1	1,331,658,844.37	231,190.77	0.00	110,971.57	0.00	110,971.57	2,737,298.74
07/14/18	0.0625	0.0300	0.002778	1	1,331,658,844.37	231,190.77	0.00	110,971.57	0.00	110,971.57	3,079,461.08
07/15/18	0.0625	0.0300	0.002778	1	1,331,658,844.37	231,190.77	0.00	110,971.57	0.00	110,971.57	3,421,623.42
07/16/18	0.0625	0.0300	0.002778	1	1,331,658,844.37	231,190.77	0.00	110,971.57	0.00	110,971.57	3,763,785.76
07/17/18	0.0625	0.0300	0.002778	1	1,331,658,844.37	231,190.77	0.00	110,971.57	0.00	110,971.57	4,105,948.10
07/18/18	0.0625	0.0300	0.002778	1	1,331,658,844.37	231,190.77	0.00	110,971.57	0.00	110,971.57	4,448,110.45
07/19/18	0.0625	0.0300	0.002778	1	1,331,658,844.37	231,190.77	0.00	110,971.57	0.00	110,971.57	4,790,272.79
07/20/18	0.0625	0.0300	0.002778	1	1,331,658,844.37	231,190.77	0.00	110,971.57	0.00	110,971.57	5,132,435.13
07/21/18	0.0625	0.0300	0.002778	1	1,331,658,844.37	231,190.77	0.00	110,971.57	0.00	110,971.57	5,474,597.47
07/22/18	0.0625	0.0300	0.002778	1	1,331,658,844.37	231,190.77	0.00	110,971.57	0.00	110,971.57	5,816,759.81
07/23/18	0.0625	0.0300	0.002778	1	1,331,658,844.37	231,190.77	0.00	110,971.57	0.00	110,971.57	6,158,922.16
07/24/18	0.0625	0.0300	0.002778	1	1,331,658,844.37	231,190.77	0.00	110,971.57	0.00	110,971.57	6,501,084.50
07/25/18	0.0625	0.0300	0.002778	1	1,331,658,844.37	231,190.77	0.00	110,971.57	0.00	110,971.57	6,843,246.84
07/26/18	0.0625	0.0300	0.002778	1	1,331,658,844.37	231,190.77	0.00	110,971.57	0.00	110,971.57	7,185,409.18
07/27/18	0.0625	0.0300	0.002778	1	1,331,658,844.37	231,190.77	0.00	110,971.57	0.00	110,971.57	7,527,571.52
07/28/18	0.0625	0.0300	0.002778	1	1,331,658,844.37	231,190.77	0.00	110,971.57	0.00	110,971.57	7,869,733.86
07/29/18	0.0625	0.0300	0.002778	1	1,331,658,844.37	231,190.77	0.00	110,971.57	0.00	110,971.57	8,211,896.21
07/30/18	0.0625	0.0300	0.002778	0	1,331,658,844.37	231,190.77	0.00	110,971.57	0.00	110,971.57	8,211,896.21
07/31/18	0.0625	0.0300	0.002778	1	1,331,658,844.37	231,190.77	0.00	110,971.57	0.00	110,971.57	8,554,058.55
08/01/18	0.0625	0.0300	0.002778	1	1,331,658,844.37	231,190.77	0.00	110,971.57	0.00	110,971.57	8,896,220.89
08/02/18	0.0625	0.0300	0.002778	1	1,331,658,844.37	231,190.77	0.00	110,971.57	0.00	110,971.57	9,238,383.23
08/03/18	0.0625	0.0300	0.002778	1	1,331,658,844.37	231,190.77	0.00	110,971.57	0.00	110,971.57	9,580,545.57
08/04/18	0.0625	0.0300	0.002778	1	1,331,658,844.37	231,190.77	0.00	110,971.57	0.00	110,971.57	9,922,707.92
08/05/18	0.0625	0.0300	0.002778	1	1,331,658,844.37	231,190.77	0.00	110,971.57	0.00	110,971.57	10,264,870.26
08/06/18	0.0625	0.0300	0.002778	1	1,331,658,844.37	231,190.77	0.00	110,971.57	0.00	110,971.57	10,607,032.60

Appendix 1 (cont.)

Class Interest Amount for the Series 2014-1 Notes (cont.)

Date	Class Interest			Daycount	Class Principal Balance	Current Interest Due	Overdue Interest	Current Capitalized Interest	Overdue Capitalized Interest	Capitalized Interest	Class Interest Amount
	Rate	Overdue Incremental Rate	Denominator								
	6.25%	3.00%	360		EoD		EoD		EoD		
08/07/18	0.0625	0.0300	0.002778	1	1,331,658,844.37	231,190.77	0.00	110,971.57	0.00	110,971.57	10,949,194.94
08/08/18	0.0625	0.0300	0.002778	1	1,331,658,844.37	231,190.77	0.00	110,971.57	0.00	110,971.57	11,291,357.28
08/09/18	0.0625	0.0300	0.002778	1	1,331,658,844.37	231,190.77	0.00	110,971.57	0.00	110,971.57	11,633,519.63
08/10/18	0.0625	0.0300	0.002778	1	1,331,658,844.37	231,190.77	0.00	110,971.57	0.00	110,971.57	11,975,681.97
08/11/18	0.0625	0.0300	0.002778	1	1,331,658,844.37	231,190.77	0.00	110,971.57	0.00	110,971.57	12,317,844.31
08/12/18	0.0625	0.0300	0.002778	1	1,331,658,844.37	231,190.77	0.00	110,971.57	0.00	110,971.57	12,660,006.65
08/13/18	0.0625	0.0300	0.002778	1	1,331,658,844.37	231,190.77	0.00	110,971.57	0.00	110,971.57	13,002,168.99
08/14/18	0.0625	0.0300	0.002778	1	1,331,658,844.37	231,190.77	0.00	110,971.57	0.00	110,971.57	13,344,331.34
08/15/18	0.0625	0.0300	0.002778	1	1,331,658,844.37	231,190.77	0.00	110,971.57	0.00	110,971.57	13,686,493.68
08/16/18	0.0625	0.0300	0.002778	1	1,331,658,844.37	231,190.77	0.00	110,971.57	0.00	110,971.57	14,028,656.02
08/17/18	0.0625	0.0300	0.002778	1	1,331,658,844.37	231,190.77	0.00	110,971.57	0.00	110,971.57	14,370,818.36
08/18/18	0.0625	0.0300	0.002778	1	1,331,658,844.37	231,190.77	0.00	110,971.57	0.00	110,971.57	14,712,980.70
08/19/18	0.0625	0.0300	0.002778	1	1,331,658,844.37	231,190.77	0.00	110,971.57	0.00	110,971.57	15,055,143.05
08/20/18	0.0625	0.0300	0.002778	1	1,331,658,844.37	231,190.77	0.00	110,971.57	0.00	110,971.57	15,397,305.39
08/21/18	0.0625	0.0300	0.002778	1	1,331,658,844.37	231,190.77	0.00	110,971.57	0.00	110,971.57	15,739,467.73
08/22/18	0.0625	0.0300	0.002778	1	1,331,658,844.37	231,190.77	0.00	110,971.57	0.00	110,971.57	16,081,630.07
08/23/18	0.0625	0.0300	0.002778	1	1,331,658,844.37	231,190.77	0.00	110,971.57	0.00	110,971.57	16,423,792.41
08/24/18	0.0625	0.0300	0.002778	1	1,331,658,844.37	231,190.77	0.00	110,971.57	0.00	110,971.57	16,765,954.76
08/25/18	0.0625	0.0300	0.002778	1	1,331,658,844.37	231,190.77	0.00	110,971.57	0.00	110,971.57	17,108,117.10
08/26/18	0.0625	0.0300	0.002778	1	1,331,658,844.37	231,190.77	0.00	110,971.57	0.00	110,971.57	17,450,279.44
08/27/18	0.0625	0.0300	0.002778	1	1,331,658,844.37	231,190.77	0.00	110,971.57	0.00	110,971.57	17,792,441.78
08/28/18	0.0625	0.0300	0.002778	1	1,331,658,844.37	231,190.77	0.00	110,971.57	0.00	110,971.57	18,134,604.12
08/29/18	0.0625	0.0300	0.002778	1	1,331,658,844.37	231,190.77	0.00	110,971.57	0.00	110,971.57	18,476,766.47
08/30/18	0.0625	0.0300	0.002778	0	1,331,658,844.37	0.00	0.00	0.00	0.00	0.00	18,476,766.47
08/31/18	0.0625	0.0300	0.002778	1	1,331,658,844.37	231,190.77	0.00	110,971.57	0.00	110,971.57	18,818,928.81
09/01/18	0.0625	0.0300	0.002778	1	1,331,658,844.37	231,190.77	0.00	110,971.57	0.00	110,971.57	19,161,091.15
09/02/18	0.0625	0.0300	0.002778	1	1,331,658,844.37	231,190.77	0.00	110,971.57	0.00	110,971.57	19,503,253.49
09/03/18	0.0625	0.0300	0.002778	1	1,331,658,844.37	231,190.77	0.00	110,971.57	0.00	110,971.57	19,845,415.83
09/04/18	0.0625	0.0300	0.002778	1	1,331,658,844.37	231,190.77	0.00	110,971.57	0.00	110,971.57	20,187,578.18
09/05/18	0.0625	0.0300	0.002778	1	1,331,658,844.37	231,190.77	0.00	110,971.57	0.00	110,971.57	20,529,740.52
09/06/18	0.0625	0.0300	0.002778	1	1,331,658,844.37	231,190.77	0.00	110,971.57	0.00	110,971.57	20,871,902.86

Appendix 1 (cont.)

Class Interest Amount for the Series 2014-1 Notes (cont.)

Date	Class Interest			Daycount	Class Principal Balance	Current Interest Due	Overdue Interest	Current Capitalized Interest	Overdue Capitalized Interest	Capitalized Interest	Class Interest Amount
	Rate	Overdue Incremental Rate	Denominator								
	6.25%	3.00%	360		EoD		EoD		EoD		
09/07/18	0.0625	0.0300	0.002778	1	1,331,658,844.37	231,190.77	0.00	110,971.57	0.00	110,971.57	21,214,065.20
09/08/18	0.0625	0.0300	0.002778	1	1,331,658,844.37	231,190.77	0.00	110,971.57	0.00	110,971.57	21,556,227.54
09/09/18	0.0625	0.0300	0.002778	1	1,331,658,844.37	231,190.77	0.00	110,971.57	0.00	110,971.57	21,898,389.89
09/10/18	0.0625	0.0300	0.002778	1	1,331,658,844.37	231,190.77	0.00	110,971.57	0.00	110,971.57	22,240,552.23
09/11/18	0.0625	0.0300	0.002778	1	1,331,658,844.37	231,190.77	0.00	110,971.57	0.00	110,971.57	22,582,714.57
09/12/18	0.0625	0.0300	0.002778	1	1,331,658,844.37	231,190.77	0.00	110,971.57	0.00	110,971.57	22,924,876.91
09/13/18	0.0625	0.0300	0.002778	1	1,331,658,844.37	231,190.77	0.00	110,971.57	0.00	110,971.57	23,267,039.25
09/14/18	0.0625	0.0300	0.002778	1	1,331,658,844.37	231,190.77	0.00	110,971.57	0.00	110,971.57	23,609,201.59
09/15/18	0.0625	0.0300	0.002778	1	1,331,658,844.37	231,190.77	0.00	110,971.57	0.00	110,971.57	23,951,363.94
09/16/18	0.0625	0.0300	0.002778	1	1,331,658,844.37	231,190.77	0.00	110,971.57	0.00	110,971.57	24,293,526.28
09/17/18	0.0625	0.0300	0.002778	1	1,331,658,844.37	231,190.77	0.00	110,971.57	0.00	110,971.57	24,635,688.62
09/18/18	0.0625	0.0300	0.002778	1	1,331,658,844.37	231,190.77	0.00	110,971.57	0.00	110,971.57	24,977,850.96
09/19/18	0.0625	0.0300	0.002778	1	1,331,658,844.37	231,190.77	0.00	110,971.57	0.00	110,971.57	25,320,013.30
09/20/18	0.0625	0.0300	0.002778	1	1,331,658,844.37	231,190.77	0.00	110,971.57	0.00	110,971.57	25,662,175.65
09/21/18	0.0625	0.0300	0.002778	1	1,331,658,844.37	231,190.77	0.00	110,971.57	0.00	110,971.57	26,004,337.99
09/22/18	0.0625	0.0300	0.002778	1	1,331,658,844.37	231,190.77	0.00	110,971.57	0.00	110,971.57	26,346,500.33
09/23/18	0.0625	0.0300	0.002778	1	1,331,658,844.37	231,190.77	0.00	110,971.57	0.00	110,971.57	26,688,662.67
09/24/18	0.0625	0.0300	0.002778	1	1,331,658,844.37	231,190.77	0.00	110,971.57	0.00	110,971.57	27,030,825.01
09/25/18	0.0625	0.0300	0.002778	1	1,331,658,844.37	231,190.77	0.00	110,971.57	0.00	110,971.57	27,372,987.36
09/26/18	0.0625	0.0300	0.002778	1	1,331,658,844.37	231,190.77	0.00	110,971.57	0.00	110,971.57	27,715,149.70
09/27/18	0.0625	0.0300	0.002778	1	1,331,658,844.37	231,190.77	0.00	110,971.57	0.00	110,971.57	28,057,312.04
09/28/18	0.0625	0.0300	0.002778	1	1,331,658,844.37	231,190.77	0.00	110,971.57	0.00	110,971.57	28,399,474.38
09/29/18	0.0625	0.0300	0.002778	1	1,331,658,844.37	231,190.77	0.00	110,971.57	0.00	110,971.57	28,741,636.72
09/30/18	0.0625	0.0300	0.002778	1	1,331,658,844.37	231,190.77	0.00	110,971.57	0.00	110,971.57	29,083,799.07
10/01/18	0.0625	0.0300	0.002778	1	1,331,658,844.37	231,190.77	0.00	110,971.57	0.00	110,971.57	29,425,961.41
10/02/18	0.0625	0.0300	0.002778	1	1,331,658,844.37	231,190.77	0.00	110,971.57	0.00	110,971.57	29,768,123.75
10/03/18	0.0625	0.0300	0.002778	1	1,331,658,844.37	231,190.77	0.00	110,971.57	0.00	110,971.57	30,110,286.09
10/04/18	0.0625	0.0300	0.002778	1	1,331,658,844.37	231,190.77	0.00	110,971.57	0.00	110,971.57	30,452,448.43
10/05/18	0.0625	0.0300	0.002778	1	1,331,658,844.37	231,190.77	0.00	110,971.57	0.00	110,971.57	30,794,610.78
10/06/18				**90**		**20,807,169.44**		**9,987,441.33**			**30,794,610.78**

Appendix 2

Class Interest Amount for the Series 2014-2 Notes

Date	Class Interest			Daycount	Class Principal Balance	Current Interest Due	Overdue Interest	Current Penalty Interest	Overdue Current Penalty Interest	Penalty Interest	Class Interest Amount
	Rate	Penalty Rate	Denominator								
	16.25%	3.00%	252		EoD		EoD		EoD		
07/06/18	0.1625	0.0300	0.003968	1	491,295,590.06	293,642.41	0.00	58,487.57	0.00	58,487.57	352,129.98
07/07/18	0.1625	0.0300	0.003968	0	491,295,590.06	0.00	0.00	0.00	0.00	0.00	352,129.98
07/08/18	0.1625	0.0300	0.003968	0	491,295,590.06	0.00	0.00	0.00	0.00	0.00	352,129.98
07/09/18	0.1625	0.0300	0.003968	0	491,295,590.06	0.00	0.00	0.00	0.00	0.00	352,129.98
07/10/18	0.1625	0.0300	0.003968	1	491,295,590.06	293,817.91	0.00	58,494.53	0.00	58,494.53	704,442.42
07/11/18	0.1625	0.0300	0.003968	1	491,295,590.06	293,993.53	0.00	58,501.50	0.00	58,501.50	1,056,937.45
07/12/18	0.1625	0.0300	0.003968	1	491,295,590.06	294,169.24	0.00	58,508.46	0.00	58,508.46	1,409,615.15
07/13/18	0.1625	0.0300	0.003968	1	491,295,590.06	294,345.06	0.00	58,515.43	0.00	58,515.43	1,762,475.64
07/14/18	0.1625	0.0300	0.003968	0	491,295,590.06	0.00	0.00	0.00	0.00	0.00	1,762,475.64
07/15/18	0.1625	0.0300	0.003968	0	491,295,590.06	0.00	0.00	0.00	0.00	0.00	1,762,475.64
07/16/18	0.1625	0.0300	0.003968	1	491,295,590.06	294,520.99	0.00	58,522.39	0.00	58,522.39	2,115,519.02
07/17/18	0.1625	0.0300	0.003968	1	491,295,590.06	294,697.02	0.00	58,529.36	0.00	58,529.36	2,468,745.41
07/18/18	0.1625	0.0300	0.003968	1	491,295,590.06	294,873.16	0.00	58,536.33	0.00	58,536.33	2,822,154.90
07/19/18	0.1625	0.0300	0.003968	1	491,295,590.06	295,049.40	0.00	58,543.30	0.00	58,543.30	3,175,747.60
07/20/18	0.1625	0.0300	0.003968	1	491,295,590.06	295,225.75	0.00	58,550.27	0.00	58,550.27	3,529,523.61
07/21/18	0.1625	0.0300	0.003968	0	491,295,590.06	0.00	0.00	0.00	0.00	0.00	3,529,523.61
07/22/18	0.1625	0.0300	0.003968	0	491,295,590.06	0.00	0.00	0.00	0.00	0.00	3,529,523.61
07/23/18	0.1625	0.0300	0.003968	1	491,295,590.06	295,402.21	0.00	58,557.24	0.00	58,557.24	3,883,483.05
07/24/18	0.1625	0.0300	0.003968	1	491,295,590.06	295,578.76	0.00	58,564.21	0.00	58,564.21	4,237,626.03
07/25/18	0.1625	0.0300	0.003968	1	491,295,590.06	295,755.43	0.00	58,571.18	0.00	58,571.18	4,591,952.63
07/26/18	0.1625	0.0300	0.003968	1	491,295,590.06	295,932.20	0.00	58,578.15	0.00	58,578.15	4,946,462.98
07/27/18	0.1625	0.0300	0.003968	1	491,295,590.06	296,109.07	0.00	58,585.12	0.00	58,585.12	5,301,157.18
07/28/18	0.1625	0.0300	0.003968	0	491,295,590.06	0.00	0.00	0.00	0.00	0.00	5,301,157.18
07/29/18	0.1625	0.0300	0.003968	0	491,295,590.06	0.00	0.00	0.00	0.00	0.00	5,301,157.18
07/30/18	0.1625	0.0300	0.003968	1	491,295,590.06	296,286.06	0.00	58,592.10	0.00	58,592.10	5,656,035.34
07/31/18	0.1625	0.0300	0.003968	1	491,295,590.06	296,463.14	0.00	58,599.07	0.00	58,599.07	6,011,097.56
08/01/18	0.1625	0.0300	0.003968	1	491,295,590.06	296,640.34	0.00	58,606.05	0.00	58,606.05	6,366,343.94
08/02/18	0.1625	0.0300	0.003968	1	491,295,590.06	296,817.64	0.00	58,613.03	0.00	58,613.03	6,721,774.61
08/03/18	0.1625	0.0300	0.003968	1	491,295,590.06	296,995.04	0.00	58,620.01	0.00	58,620.01	7,077,389.65
08/04/18	0.1625	0.0300	0.003968	0	491,295,590.06	0.00	0.00	0.00	0.00	0.00	7,077,389.65
08/05/18	0.1625	0.0300	0.003968	0	491,295,590.06	0.00	0.00	0.00	0.00	0.00	7,077,389.65
08/06/18	0.1625	0.0300	0.003968	1	491,295,590.06	297,172.55	0.00	58,626.98	0.00	58,626.98	7,433,189.19

Appendix 2 (cont.)

Class Interest Amount for the Series 2014-2 Notes (cont.)

Date	Class Interest			Daycount	Class Principal Balance	Current Interest Due	Overdue Interest	Current Penalty Interest	Overdue Current Penalty Interest	Penalty Interest	Class Interest Amount
	Rate	Penalty Rate	Denominator								
	16.25%	3.00%	252		EoD		EoD		EoD		
08/07/18	0.1625	0.0300	0.003968	1	491,295,590.06	297,350.17	0.00	58,633.96	0.00	58,633.96	7,789,173.32
08/08/18	0.1625	0.0300	0.003968	1	491,295,590.06	297,527.89	0.00	58,640.94	0.00	58,640.94	8,145,342.15
08/09/18	0.1625	0.0300	0.003968	1	491,295,590.06	297,705.72	0.00	58,647.92	0.00	58,647.92	8,501,695.80
08/10/18	0.1625	0.0300	0.003968	1	491,295,590.06	297,883.66	0.00	58,654.91	0.00	58,654.91	8,858,234.36
08/11/18	0.1625	0.0300	0.003968	0	491,295,590.06	0.00	0.00	0.00	0.00	0.00	8,858,234.36
08/12/18	0.1625	0.0300	0.003968	0	491,295,590.06	0.00	0.00	0.00	0.00	0.00	8,858,234.36
08/13/18	0.1625	0.0300	0.003968	1	491,295,590.06	298,061.70	0.00	58,661.89	0.00	58,661.89	9,214,957.95
08/14/18	0.1625	0.0300	0.003968	1	491,295,590.06	298,239.85	0.00	58,668.87	0.00	58,668.87	9,571,866.67
08/15/18	0.1625	0.0300	0.003968	1	491,295,590.06	298,418.10	0.00	58,675.86	0.00	58,675.86	9,928,960.63
08/16/18	0.1625	0.0300	0.003968	1	491,295,590.06	298,596.46	0.00	58,682.84	0.00	58,682.84	10,286,239.93
08/17/18	0.1625	0.0300	0.003968	1	491,295,590.06	298,774.93	0.00	58,689.83	0.00	58,689.83	10,643,704.69
08/18/18	0.1625	0.0300	0.003968	0	491,295,590.06	0.00	0.00	0.00	0.00	0.00	10,643,704.69
08/19/18	0.1625	0.0300	0.003968	0	491,295,590.06	0.00	0.00	0.00	0.00	0.00	10,643,704.69
08/20/18	0.1625	0.0300	0.003968	1	491,295,590.06	298,953.51	0.00	58,696.82	0.00	58,696.82	11,001,355.01
08/21/18	0.1625	0.0300	0.003968	1	491,295,590.06	299,132.19	0.00	58,703.80	0.00	58,703.80	11,359,191.00
08/22/18	0.1625	0.0300	0.003968	1	491,295,590.06	299,310.98	0.00	58,710.79	0.00	58,710.79	11,717,212.77
08/23/18	0.1625	0.0300	0.003968	1	491,295,590.06	299,489.87	0.00	58,717.78	0.00	58,717.78	12,075,420.42
08/24/18	0.1625	0.0300	0.003968	1	491,295,590.06	299,668.87	0.00	58,724.77	0.00	58,724.77	12,433,814.07
08/25/18	0.1625	0.0300	0.003968	0	491,295,590.06	0.00	0.00	0.00	0.00	0.00	12,433,814.07
08/26/18	0.1625	0.0300	0.003968	0	491,295,590.06	0.00	0.00	0.00	0.00	0.00	12,433,814.07
08/27/18	0.1625	0.0300	0.003968	1	491,295,590.06	299,847.98	0.00	58,731.76	0.00	58,731.76	12,792,393.81
08/28/18	0.1625	0.0300	0.003968	1	491,295,590.06	300,027.20	0.00	58,738.75	0.00	58,738.75	13,151,159.76
08/29/18	0.1625	0.0300	0.003968	1	491,295,590.06	300,206.52	0.00	58,745.75	0.00	58,745.75	13,510,112.03
08/30/18	0.1625	0.0300	0.003968	1	491,295,590.06	300,385.95	0.00	58,752.74	0.00	58,752.74	13,869,250.72
08/31/18	0.1625	0.0300	0.003968	1	491,295,590.06	300,565.49	0.00	58,759.73	0.00	58,759.73	14,228,575.95
09/01/18	0.1625	0.0300	0.003968	0	491,295,590.06	0.00	0.00	0.00	0.00	0.00	14,228,575.95
09/02/18	0.1625	0.0300	0.003968	0	491,295,590.06	0.00	0.00	0.00	0.00	0.00	14,228,575.95
09/03/18	0.1625	0.0300	0.003968	1	491,295,590.06	300,745.13	0.00	58,766.73	0.00	58,766.73	14,588,087.81
09/04/18	0.1625	0.0300	0.003968	1	491,295,590.06	300,924.89	0.00	58,773.73	0.00	58,773.73	14,947,786.43
09/05/18	0.1625	0.0300	0.003968	1	491,295,590.06	301,104.75	0.00	58,780.72	0.00	58,780.72	15,307,671.89
09/06/18	0.1625	0.0300	0.003968	1	491,295,590.06	301,284.71	0.00	58,787.72	0.00	58,787.72	15,667,744.33

Appendix 2 (cont.)

Class Interest Amount for the Series 2014-2 Notes (cont.)

Date	Class Interest			Daycount	Class Principal Balance	Current Interest Due	Overdue Interest	Current Penalty Interest	Overdue Current Penalty Interest	Penalty Interest	Class Interest Amount
	Rate	Penalty Rate	Denominator								
	16.25%	3.00%	252		EoD		EoD		EoD		
09/07/18	0.1625	0.0300	0.003968	0	491,295,590.06	0.00	0.00	0.00	0.00	0.00	15,667,744.33
09/08/18	0.1625	0.0300	0.003968	0	491,295,590.06	0.00	0.00	0.00	0.00	0.00	15,667,744.33
09/09/18	0.1625	0.0300	0.003968	0	491,295,590.06	0.00	0.00	0.00	0.00	0.00	15,667,744.33
09/10/18	0.1625	0.0300	0.003968	1	491,295,590.06	301,464.79	0.00	58,794.72	0.00	58,794.72	16,028,003.84
09/11/18	0.1625	0.0300	0.003968	1	491,295,590.06	301,644.97	0.00	58,801.72	0.00	58,801.72	16,388,450.53
09/12/18	0.1625	0.0300	0.003968	1	491,295,590.06	301,825.26	0.00	58,808.72	0.00	58,808.72	16,749,084.51
09/13/18	0.1625	0.0300	0.003968	1	491,295,590.06	302,005.66	0.00	58,815.72	0.00	58,815.72	17,109,905.88
09/14/18	0.1625	0.0300	0.003968	1	491,295,590.06	302,186.16	0.00	58,822.72	0.00	58,822.72	17,470,914.77
09/15/18	0.1625	0.0300	0.003968	0	491,295,590.06	0.00	0.00	0.00	0.00	0.00	17,470,914.77
09/16/18	0.1625	0.0300	0.003968	0	491,295,590.06	0.00	0.00	0.00	0.00	0.00	17,470,914.77
09/17/18	0.1625	0.0300	0.003968	1	491,295,590.06	302,366.78	0.00	58,829.72	0.00	58,829.72	17,832,111.27
09/18/18	0.1625	0.0300	0.003968	1	491,295,590.06	302,547.50	0.00	58,836.73	0.00	58,836.73	18,193,495.50
09/19/18	0.1625	0.0300	0.003968	1	491,295,590.06	302,728.33	0.00	58,843.73	0.00	58,843.73	18,555,067.56
09/20/18	0.1625	0.0300	0.003968	1	491,295,590.06	302,909.27	0.00	58,850.74	0.00	58,850.74	18,916,827.57
09/21/18	0.1625	0.0300	0.003968	1	491,295,590.06	303,090.31	0.00	58,857.74	0.00	58,857.74	19,278,775.63
09/22/18	0.1625	0.0300	0.003968	0	491,295,590.06	0.00	0.00	0.00	0.00	0.00	19,278,775.63
09/23/18	0.1625	0.0300	0.003968	0	491,295,590.06	0.00	0.00	0.00	0.00	0.00	19,278,775.63
09/24/18	0.1625	0.0300	0.003968	1	491,295,590.06	303,271.47	0.00	58,864.75	0.00	58,864.75	19,640,911.84
09/25/18	0.1625	0.0300	0.003968	1	491,295,590.06	303,452.73	0.00	58,871.76	0.00	58,871.76	20,003,236.33
09/26/18	0.1625	0.0300	0.003968	1	491,295,590.06	303,634.10	0.00	58,878.77	0.00	58,878.77	20,365,749.20
09/27/18	0.1625	0.0300	0.003968	1	491,295,590.06	303,815.58	0.00	58,885.78	0.00	58,885.78	20,728,450.55
09/28/18	0.1625	0.0300	0.003968	1	491,295,590.06	303,997.17	0.00	58,892.79	0.00	58,892.79	21,091,340.50
09/29/18	0.1625	0.0300	0.003968	0	491,295,590.06	0.00	0.00	0.00	0.00	0.00	21,091,340.50
09/30/18	0.1625	0.0300	0.003968	0	491,295,590.06	0.00	0.00	0.00	0.00	0.00	21,091,340.50
10/01/18	0.1625	0.0300	0.003968	1	491,295,590.06	304,178.86	0.00	58,899.80	0.00	58,899.80	21,454,419.16
10/02/18	0.1625	0.0300	0.003968	1	491,295,590.06	304,360.67	0.00	58,906.81	0.00	58,906.81	21,817,686.64
10/03/18	0.1625	0.0300	0.003968	1	491,295,590.06	304,542.58	0.00	58,913.82	0.00	58,913.82	22,181,143.04
10/04/18	0.1625	0.0300	0.003968	1	491,295,590.06	304,724.60	0.00	58,920.84	0.00	58,920.84	22,544,788.48
10/05/18	0.1625	0.0300	0.003968	1	491,295,590.06	304,906.73	0.00	58,927.85	0.00	58,927.85	22,908,623.06
10/06/18				**64**		**19,151,346.95**		**3,757,276.11**			**22,908,623.06**

Appendix 3

Class Interest Amount for the Series 2014-3 Notes

Date	Class Interest			Daycount	Class Principal Balance	Current Interest Due	Overdue Interest	Current Capitalized Interest	Overdue Capitalized Interest	Capitalized Interest	Class Interest Amount
	Rate	Overdue Incremental Rate	Denominator								
	6.75%	3.00%	360		EoD		EoD		EoD		
07/06/18	0.0675	0.0300	0.002778	1	830,355,962.71	155,691.74	0.00	69,196.33	0.00	69,196.33	224,888.07
07/07/18	0.0675	0.0300	0.002778	1	830,355,962.71	155,691.74	0.00	69,196.33	0.00	69,196.33	449,776.15
07/08/18	0.0675	0.0300	0.002778	1	830,355,962.71	155,691.74	0.00	69,196.33	0.00	69,196.33	674,664.22
07/09/18	0.0675	0.0300	0.002778	1	830,355,962.71	155,691.74	0.00	69,196.33	0.00	69,196.33	899,552.29
07/10/18	0.0675	0.0300	0.002778	1	830,355,962.71	155,691.74	0.00	69,196.33	0.00	69,196.33	1,124,440.37
07/11/18	0.0675	0.0300	0.002778	1	830,355,962.71	155,691.74	0.00	69,196.33	0.00	69,196.33	1,349,328.44
07/12/18	0.0675	0.0300	0.002778	1	830,355,962.71	155,691.74	0.00	69,196.33	0.00	69,196.33	1,574,216.51
07/13/18	0.0675	0.0300	0.002778	1	830,355,962.71	155,691.74	0.00	69,196.33	0.00	69,196.33	1,799,104.59
07/14/18	0.0675	0.0300	0.002778	1	830,355,962.71	155,691.74	0.00	69,196.33	0.00	69,196.33	2,023,992.66
07/15/18	0.0675	0.0300	0.002778	1	830,355,962.71	155,691.74	0.00	69,196.33	0.00	69,196.33	2,248,880.73
07/16/18	0.0675	0.0300	0.002778	1	830,355,962.71	155,691.74	0.00	69,196.33	0.00	69,196.33	2,473,768.81
07/17/18	0.0675	0.0300	0.002778	1	830,355,962.71	155,691.74	0.00	69,196.33	0.00	69,196.33	2,698,656.88
07/18/18	0.0675	0.0300	0.002778	1	830,355,962.71	155,691.74	0.00	69,196.33	0.00	69,196.33	2,923,544.95
07/19/18	0.0675	0.0300	0.002778	1	830,355,962.71	155,691.74	0.00	69,196.33	0.00	69,196.33	3,148,433.03
07/20/18	0.0675	0.0300	0.002778	1	830,355,962.71	155,691.74	0.00	69,196.33	0.00	69,196.33	3,373,321.10
07/21/18	0.0675	0.0300	0.002778	1	830,355,962.71	155,691.74	0.00	69,196.33	0.00	69,196.33	3,598,209.17
07/22/18	0.0675	0.0300	0.002778	1	830,355,962.71	155,691.74	0.00	69,196.33	0.00	69,196.33	3,823,097.24
07/23/18	0.0675	0.0300	0.002778	1	830,355,962.71	155,691.74	0.00	69,196.33	0.00	69,196.33	4,047,985.32
07/24/18	0.0675	0.0300	0.002778	1	830,355,962.71	155,691.74	0.00	69,196.33	0.00	69,196.33	4,272,873.39
07/25/18	0.0675	0.0300	0.002778	1	830,355,962.71	155,691.74	0.00	69,196.33	0.00	69,196.33	4,497,761.46
07/26/18	0.0675	0.0300	0.002778	1	830,355,962.71	155,691.74	0.00	69,196.33	0.00	69,196.33	4,722,649.54
07/27/18	0.0675	0.0300	0.002778	1	830,355,962.71	155,691.74	0.00	69,196.33	0.00	69,196.33	4,947,537.61
07/28/18	0.0675	0.0300	0.002778	1	830,355,962.71	155,691.74	0.00	69,196.33	0.00	69,196.33	5,172,425.68
07/29/18	0.0675	0.0300	0.002778	1	830,355,962.71	155,691.74	0.00	69,196.33	0.00	69,196.33	5,397,313.76
07/30/18	0.0675	0.0300	0.002778	0	830,355,962.71	0.00	0.00	0.00	0.00	69,196.33	5,397,313.76
07/31/18	0.0675	0.0300	0.002778	1	830,355,962.71	155,691.74	0.00	69,196.33	0.00	69,196.33	5,622,201.83
08/01/18	0.0675	0.0300	0.002778	1	830,355,962.71	155,691.74	0.00	69,196.33	0.00	69,196.33	5,847,089.90
08/02/18	0.0675	0.0300	0.002778	1	830,355,962.71	155,691.74	0.00	69,196.33	0.00	69,196.33	6,071,977.98
08/03/18	0.0675	0.0300	0.002778	1	830,355,962.71	155,691.74	0.00	69,196.33	0.00	69,196.33	6,296,866.05
08/04/18	0.0675	0.0300	0.002778	1	830,355,962.71	155,691.74	0.00	69,196.33	0.00	69,196.33	6,521,754.12
08/05/18	0.0675	0.0300	0.002778	1	830,355,962.71	155,691.74	0.00	69,196.33	0.00	69,196.33	6,746,642.20
08/06/18	0.0675	0.0300	0.002778	1	830,355,962.71	155,691.74	0.00	69,196.33	0.00	69,196.33	6,971,530.27

Appendix 3 (cont.)

Class Interest Amount for the Series 2014-3 Notes (cont.)

Date	Class Interest			Daycount	Class Principal Balance	Current Interest Due	Overdue Interest	Current Capitalized Interest	Overdue Capitalized Interest	Capitalized Interest	Class Interest Amount
	Rate	Overdue Incremental Rate	Denominator								
	6.75%	3.00%	360		EoD		EoD		EoD		
08/07/18	0.0675	0.0300	0.002778	1	830,355,962.71	155,691.74	0.00	69,196.33	0.00	69,196.33	7,196,418.34
08/08/18	0.0675	0.0300	0.002778	1	830,355,962.71	155,691.74	0.00	69,196.33	0.00	69,196.33	7,421,306.42
08/09/18	0.0675	0.0300	0.002778	1	830,355,962.71	155,691.74	0.00	69,196.33	0.00	69,196.33	7,646,194.49
08/10/18	0.0675	0.0300	0.002778	1	830,355,962.71	155,691.74	0.00	69,196.33	0.00	69,196.33	7,871,082.56
08/11/18	0.0675	0.0300	0.002778	1	830,355,962.71	155,691.74	0.00	69,196.33	0.00	69,196.33	8,095,970.64
08/12/18	0.0675	0.0300	0.002778	1	830,355,962.71	155,691.74	0.00	69,196.33	0.00	69,196.33	8,320,858.71
08/13/18	0.0675	0.0300	0.002778	1	830,355,962.71	155,691.74	0.00	69,196.33	0.00	69,196.33	8,545,746.78
08/14/18	0.0675	0.0300	0.002778	1	830,355,962.71	155,691.74	0.00	69,196.33	0.00	69,196.33	8,770,634.86
08/15/18	0.0675	0.0300	0.002778	1	830,355,962.71	155,691.74	0.00	69,196.33	0.00	69,196.33	8,995,522.93
08/16/18	0.0675	0.0300	0.002778	1	830,355,962.71	155,691.74	0.00	69,196.33	0.00	69,196.33	9,220,411.00
08/17/18	0.0675	0.0300	0.002778	1	830,355,962.71	155,691.74	0.00	69,196.33	0.00	69,196.33	9,445,299.08
08/18/18	0.0675	0.0300	0.002778	1	830,355,962.71	155,691.74	0.00	69,196.33	0.00	69,196.33	9,670,187.15
08/19/18	0.0675	0.0300	0.002778	1	830,355,962.71	155,691.74	0.00	69,196.33	0.00	69,196.33	9,895,075.22
08/20/18	0.0675	0.0300	0.002778	1	830,355,962.71	155,691.74	0.00	69,196.33	0.00	69,196.33	10,119,963.30
08/21/18	0.0675	0.0300	0.002778	1	830,355,962.71	155,691.74	0.00	69,196.33	0.00	69,196.33	10,344,851.37
08/22/18	0.0675	0.0300	0.002778	1	830,355,962.71	155,691.74	0.00	69,196.33	0.00	69,196.33	10,569,739.44
08/23/18	0.0675	0.0300	0.002778	1	830,355,962.71	155,691.74	0.00	69,196.33	0.00	69,196.33	10,794,627.52
08/24/18	0.0675	0.0300	0.002778	1	830,355,962.71	155,691.74	0.00	69,196.33	0.00	69,196.33	11,019,515.59
08/25/18	0.0675	0.0300	0.002778	1	830,355,962.71	155,691.74	0.00	69,196.33	0.00	69,196.33	11,244,403.66
08/26/18	0.0675	0.0300	0.002778	1	830,355,962.71	155,691.74	0.00	69,196.33	0.00	69,196.33	11,469,291.73
08/27/18	0.0675	0.0300	0.002778	1	830,355,962.71	155,691.74	0.00	69,196.33	0.00	69,196.33	11,694,179.81
08/28/18	0.0675	0.0300	0.002778	1	830,355,962.71	155,691.74	0.00	69,196.33	0.00	69,196.33	11,919,067.88
08/29/18	0.0675	0.0300	0.002778	1	830,355,962.71	155,691.74	0.00	69,196.33	0.00	69,196.33	12,143,955.95
08/30/18	0.0675	0.0300	0.002778	0	830,355,962.71	0.00	0.00	0.00	0.00	0.00	12,143,955.95
08/31/18	0.0675	0.0300	0.002778	1	830,355,962.71	155,691.74	0.00	69,196.33	0.00	69,196.33	12,368,844.03
09/01/18	0.0675	0.0300	0.002778	1	830,355,962.71	155,691.74	0.00	69,196.33	0.00	69,196.33	12,593,732.10
09/02/18	0.0675	0.0300	0.002778	1	830,355,962.71	155,691.74	0.00	69,196.33	0.00	69,196.33	12,818,620.17
09/03/18	0.0675	0.0300	0.002778	1	830,355,962.71	155,691.74	0.00	69,196.33	0.00	69,196.33	13,043,508.25
09/04/18	0.0675	0.0300	0.002778	1	830,355,962.71	155,691.74	0.00	69,196.33	0.00	69,196.33	13,268,396.32
09/05/18	0.0675	0.0300	0.002778	1	830,355,962.71	155,691.74	0.00	69,196.33	0.00	69,196.33	13,493,284.39
09/06/18	0.0675	0.0300	0.002778	1	830,355,962.71	155,691.74	0.00	69,196.33	0.00	69,196.33	13,718,172.47

Appendix 3 (cont.)

Class Interest Amount for the Series 2014-3 Notes (cont.)

Date	Class Interest			Daycount	Class Principal Balance	Current Interest Due	Overdue Interest	Current Capitalized Interest	Overdue Capitalized Interest	Capitalized Interest	Class Interest Amount
	Rate	Overdue Incremental Rate	Denominator								
	6.75%	3.00%	360		EoD		EoD		EoD		
09/07/18	0.0675	0.0300	0.002778	1	830,355,962.71	155,691.74	0.00	69,196.33	0.00	69,196.33	13,943,060.54
09/08/18	0.0675	0.0300	0.002778	1	830,355,962.71	155,691.74	0.00	69,196.33	0.00	69,196.33	14,167,948.61
09/09/18	0.0675	0.0300	0.002778	1	830,355,962.71	155,691.74	0.00	69,196.33	0.00	69,196.33	14,392,836.69
09/10/18	0.0675	0.0300	0.002778	1	830,355,962.71	155,691.74	0.00	69,196.33	0.00	69,196.33	14,617,724.76
09/11/18	0.0675	0.0300	0.002778	1	830,355,962.71	155,691.74	0.00	69,196.33	0.00	69,196.33	14,842,612.83
09/12/18	0.0675	0.0300	0.002778	1	830,355,962.71	155,691.74	0.00	69,196.33	0.00	69,196.33	15,067,500.91
09/13/18	0.0675	0.0300	0.002778	1	830,355,962.71	155,691.74	0.00	69,196.33	0.00	69,196.33	15,292,388.98
09/14/18	0.0675	0.0300	0.002778	1	830,355,962.71	155,691.74	0.00	69,196.33	0.00	69,196.33	15,517,277.05
09/15/18	0.0675	0.0300	0.002778	1	830,355,962.71	155,691.74	0.00	69,196.33	0.00	69,196.33	15,742,165.13
09/16/18	0.0675	0.0300	0.002778	1	830,355,962.71	155,691.74	0.00	69,196.33	0.00	69,196.33	15,967,053.20
09/17/18	0.0675	0.0300	0.002778	1	830,355,962.71	155,691.74	0.00	69,196.33	0.00	69,196.33	16,191,941.27
09/18/18	0.0675	0.0300	0.002778	1	830,355,962.71	155,691.74	0.00	69,196.33	0.00	69,196.33	16,416,829.35
09/19/18	0.0675	0.0300	0.002778	1	830,355,962.71	155,691.74	0.00	69,196.33	0.00	69,196.33	16,641,717.42
09/20/18	0.0675	0.0300	0.002778	1	830,355,962.71	155,691.74	0.00	69,196.33	0.00	69,196.33	16,866,605.49
09/21/18	0.0675	0.0300	0.002778	1	830,355,962.71	155,691.74	0.00	69,196.33	0.00	69,196.33	17,091,493.57
09/22/18	0.0675	0.0300	0.002778	1	830,355,962.71	155,691.74	0.00	69,196.33	0.00	69,196.33	17,316,381.64
09/23/18	0.0675	0.0300	0.002778	1	830,355,962.71	155,691.74	0.00	69,196.33	0.00	69,196.33	17,541,269.71
09/24/18	0.0675	0.0300	0.002778	1	830,355,962.71	155,691.74	0.00	69,196.33	0.00	69,196.33	17,766,157.79
09/25/18	0.0675	0.0300	0.002778	1	830,355,962.71	155,691.74	0.00	69,196.33	0.00	69,196.33	17,991,045.86
09/26/18	0.0675	0.0300	0.002778	1	830,355,962.71	155,691.74	0.00	69,196.33	0.00	69,196.33	18,215,933.93
09/27/18	0.0675	0.0300	0.002778	1	830,355,962.71	155,691.74	0.00	69,196.33	0.00	69,196.33	18,440,822.01
09/28/18	0.0675	0.0300	0.002778	1	830,355,962.71	155,691.74	0.00	69,196.33	0.00	69,196.33	18,665,710.08
09/29/18	0.0675	0.0300	0.002778	1	830,355,962.71	155,691.74	0.00	69,196.33	0.00	69,196.33	18,890,598.15
09/30/18	0.0675	0.0300	0.002778	1	830,355,962.71	155,691.74	0.00	69,196.33	0.00	69,196.33	19,115,486.22
10/01/18	0.0675	0.0300	0.002778	1	830,355,962.71	155,691.74	0.00	69,196.33	0.00	69,196.33	19,340,374.30
10/02/18	0.0675	0.0300	0.002778	1	830,355,962.71	155,691.74	0.00	69,196.33	0.00	69,196.33	19,565,262.37
10/03/18	0.0675	0.0300	0.002778	1	830,355,962.71	155,691.74	0.00	69,196.33	0.00	69,196.33	19,790,150.44
10/04/18	0.0675	0.0300	0.002778	1	830,355,962.71	155,691.74	0.00	69,196.33	0.00	69,196.33	20,015,038.52
10/05/18	0.0675	0.0300	0.002778	1	830,355,962.71	155,691.74	0.00	69,196.33	0.00	69,196.33	20,239,926.59
10/06/18				**90**		**14,012,256.87**		**6,227,669.72**			**20,239,926.59**

Appendix 4

Class Interest Amount for the Series 2018-1 Notes

Date	Class Interest			Daycount	Class Principal Balance	Current Interest Due	Overdue Interest	Current Capitalized Interest	Overdue Capitalized Interest	Capitalized Interest	Class Interest Amount
	Rate	Overdue Incremental Rate	Denominator								
	8.20%	0.00%	360		EoD		EoD		EoD		
07/06/18	0.0820	0.0200	0.002778	1	600,000,000.00	136,666.67	0.00	0.00	0.00	0.00	136,666.67
07/07/18	0.0820	0.0200	0.002778	1	600,000,000.00	136,666.67	0.00	0.00	0.00	0.00	273,333.33
07/08/18	0.0820	0.0200	0.002778	1	600,000,000.00	136,666.67	0.00	0.00	0.00	0.00	410,000.00
07/09/18	0.0820	0.0200	0.002778	1	600,000,000.00	136,666.67	0.00	0.00	0.00	0.00	546,666.67
07/10/18	0.0820	0.0200	0.002778	1	600,000,000.00	136,666.67	0.00	0.00	0.00	0.00	683,333.33
07/11/18	0.0820	0.0200	0.002778	1	600,000,000.00	136,666.67	0.00	0.00	0.00	0.00	820,000.00
07/12/18	0.0820	0.0200	0.002778	1	600,000,000.00	136,666.67	0.00	0.00	0.00	0.00	956,666.67
07/13/18	0.0820	0.0200	0.002778	1	600,000,000.00	136,666.67	0.00	0.00	0.00	0.00	1,093,333.33
07/14/18	0.0820	0.0200	0.002778	1	600,000,000.00	136,666.67	0.00	0.00	0.00	0.00	1,230,000.00
07/15/18	0.0820	0.0200	0.002778	1	600,000,000.00	136,666.67	0.00	0.00	0.00	0.00	1,366,666.67
07/16/18	0.0820	0.0200	0.002778	1	600,000,000.00	136,666.67	0.00	0.00	0.00	0.00	1,503,333.33
07/17/18	0.0820	0.0200	0.002778	1	600,000,000.00	136,666.67	0.00	0.00	0.00	0.00	1,640,000.00
07/18/18	0.0820	0.0200	0.002778	1	600,000,000.00	136,666.67	0.00	0.00	0.00	0.00	1,776,666.67
07/19/18	0.0820	0.0200	0.002778	1	600,000,000.00	136,666.67	0.00	0.00	0.00	0.00	1,913,333.33
07/20/18	0.0820	0.0200	0.002778	1	600,000,000.00	136,666.67	0.00	0.00	0.00	0.00	2,050,000.00
07/21/18	0.0820	0.0200	0.002778	1	600,000,000.00	136,666.67	0.00	0.00	0.00	0.00	2,186,666.67
07/22/18	0.0820	0.0200	0.002778	1	600,000,000.00	136,666.67	0.00	0.00	0.00	0.00	2,323,333.33
07/23/18	0.0820	0.0200	0.002778	1	600,000,000.00	136,666.67	0.00	0.00	0.00	0.00	2,460,000.00
07/24/18	0.0820	0.0200	0.002778	1	600,000,000.00	136,666.67	0.00	0.00	0.00	0.00	2,596,666.67
07/25/18	0.0820	0.0200	0.002778	1	600,000,000.00	136,666.67	0.00	0.00	0.00	0.00	2,733,333.33
07/26/18	0.0820	0.0200	0.002778	1	600,000,000.00	136,666.67	0.00	0.00	0.00	0.00	2,870,000.00
07/27/18	0.0820	0.0200	0.002778	1	600,000,000.00	136,666.67	0.00	0.00	0.00	0.00	3,006,666.67
07/28/18	0.0820	0.0200	0.002778	1	600,000,000.00	136,666.67	0.00	0.00	0.00	0.00	3,143,333.33
07/29/18	0.0820	0.0200	0.002778	1	600,000,000.00	136,666.67	0.00	0.00	0.00	0.00	3,280,000.00
07/30/18	0.0820	0.0200	0.002778	0	600,000,000.00	0.00	0.00	0.00	0.00	0.00	3,280,000.00
07/31/18	0.0820	0.0200	0.002778	1	600,000,000.00	136,666.67	0.00	0.00	0.00	0.00	3,416,666.67
08/01/18	0.0820	0.0200	0.002778	1	600,000,000.00	136,666.67	0.00	0.00	0.00	0.00	3,553,333.33
08/02/18	0.0820	0.0200	0.002778	1	600,000,000.00	136,666.67	0.00	0.00	0.00	0.00	3,690,000.00
08/03/18	0.0820	0.0200	0.002778	1	600,000,000.00	136,666.67	0.00	0.00	0.00	0.00	3,826,666.67
08/04/18	0.0820	0.0200	0.002778	1	600,000,000.00	136,666.67	0.00	0.00	0.00	0.00	3,963,333.33
08/05/18	0.0820	0.0200	0.002778	1	600,000,000.00	136,666.67	0.00	0.00	0.00	0.00	4,100,000.00
08/06/18	0.0820	0.0200	0.002778	1	600,000,000.00	136,666.67	0.00	0.00	0.00	0.00	4,236,666.67

Appendix 4 (cont.)

Class Interest Amount for the Series 2018-1 Notes (cont.)

Date	Class Interest			Daycount	Class Principal Balance	Current Interest Due	Overdue Interest	Current Capitalized Interest	Overdue Capitalized Interest	Capitalized Interest	Class Interest Amount
	Rate	Overdue Incremental Rate	Denominator								
	8.20%	0.00%	360		EoD		EoD		EoD		
08/07/18	0.0820	0.0200	0.002778	1	600,000,000.00	136,666.67	0.00	0.00	0.00	0.00	4,373,333.33
08/08/18	0.0820	0.0200	0.002778	1	600,000,000.00	136,666.67	0.00	0.00	0.00	0.00	4,510,000.00
08/09/18	0.0820	0.0200	0.002778	1	600,000,000.00	136,666.67	0.00	0.00	0.00	0.00	4,646,666.67
08/10/18	0.0820	0.0200	0.002778	1	600,000,000.00	136,666.67	0.00	0.00	0.00	0.00	4,783,333.33
08/11/18	0.0820	0.0200	0.002778	1	600,000,000.00	136,666.67	0.00	0.00	0.00	0.00	4,920,000.00
08/12/18	0.0820	0.0200	0.002778	1	600,000,000.00	136,666.67	0.00	0.00	0.00	0.00	5,056,666.67
08/13/18	0.0820	0.0200	0.002778	1	600,000,000.00	136,666.67	0.00	0.00	0.00	0.00	5,193,333.33
08/14/18	0.0820	0.0200	0.002778	1	600,000,000.00	136,666.67	0.00	0.00	0.00	0.00	5,330,000.00
08/15/18	0.0820	0.0200	0.002778	1	600,000,000.00	136,666.67	0.00	0.00	0.00	0.00	5,466,666.67
08/16/18	0.0820	0.0200	0.002778	1	600,000,000.00	136,666.67	0.00	0.00	0.00	0.00	5,603,333.33
08/17/18	0.0820	0.0200	0.002778	1	600,000,000.00	136,666.67	0.00	0.00	0.00	0.00	5,740,000.00
08/18/18	0.0820	0.0200	0.002778	1	600,000,000.00	136,666.67	0.00	0.00	0.00	0.00	5,876,666.67
08/19/18	0.0820	0.0200	0.002778	1	600,000,000.00	136,666.67	0.00	0.00	0.00	0.00	6,013,333.33
08/20/18	0.0820	0.0200	0.002778	1	600,000,000.00	136,666.67	0.00	0.00	0.00	0.00	6,150,000.00
08/21/18	0.0820	0.0200	0.002778	1	600,000,000.00	136,666.67	0.00	0.00	0.00	0.00	6,286,666.67
08/22/18	0.0820	0.0200	0.002778	1	600,000,000.00	136,666.67	0.00	0.00	0.00	0.00	6,423,333.33
08/23/18	0.0820	0.0200	0.002778	1	600,000,000.00	136,666.67	0.00	0.00	0.00	0.00	6,560,000.00
08/24/18	0.0820	0.0200	0.002778	1	600,000,000.00	136,666.67	0.00	0.00	0.00	0.00	6,696,666.67
08/25/18	0.0820	0.0200	0.002778	1	600,000,000.00	136,666.67	0.00	0.00	0.00	0.00	6,833,333.33
08/26/18	0.0820	0.0200	0.002778	1	600,000,000.00	136,666.67	0.00	0.00	0.00	0.00	6,970,000.00
08/27/18	0.0820	0.0200	0.002778	1	600,000,000.00	136,666.67	0.00	0.00	0.00	0.00	7,106,666.67
08/28/18	0.0820	0.0200	0.002778	1	600,000,000.00	136,666.67	0.00	0.00	0.00	0.00	7,243,333.33
08/29/18	0.0820	0.0200	0.002778	1	600,000,000.00	136,666.67	0.00	0.00	0.00	0.00	7,380,000.00
08/30/18	0.0820	0.0200	0.002778	0	600,000,000.00	0.00	0.00	0.00	0.00	0.00	7,380,000.00
08/31/18	0.0820	0.0200	0.002778	1	600,000,000.00	136,666.67	0.00	0.00	0.00	0.00	7,516,666.67
09/01/18	0.0820	0.0200	0.002778	1	600,000,000.00	136,666.67	0.00	0.00	0.00	0.00	7,653,333.33
09/02/18	0.0820	0.0200	0.002778	1	600,000,000.00	136,666.67	0.00	0.00	0.00	0.00	7,790,000.00
09/03/18	0.0820	0.0200	0.002778	1	600,000,000.00	136,666.67	0.00	0.00	0.00	0.00	7,926,666.67
09/04/18	0.0820	0.0200	0.002778	1	600,000,000.00	136,666.67	0.00	0.00	0.00	0.00	8,063,333.33
09/05/18	0.0820	0.0200	0.002778	1	600,000,000.00	136,666.67	0.00	0.00	0.00	0.00	8,200,000.00
09/06/18	0.0820	0.0200	0.002778	1	600,000,000.00	136,666.67	0.00	0.00	0.00	0.00	8,336,666.67

Appendix 4 (cont.)

Class Interest Amount for the Series 2018-1 Notes (cont.)

Date	Class Interest			Daycount	Class Principal Balance	Current Interest Due	Overdue Interest	Current Capitalized Interest	Overdue Capitalized Interest	Capitalized Interest	Class Interest Amount
	Rate	Overdue Incremental Rate	Denominator								
	8.20%	0.00%	360		EoD		EoD		EoD		
09/07/18	0.0820	0.0200	0.002778	1	600,000,000.00	136,666.67	0.00	0.00	0.00	0.00	8,473,333.33
09/08/18	0.0820	0.0200	0.002778	1	600,000,000.00	136,666.67	0.00	0.00	0.00	0.00	8,610,000.00
09/09/18	0.0820	0.0200	0.002778	1	600,000,000.00	136,666.67	0.00	0.00	0.00	0.00	8,746,666.67
09/10/18	0.0820	0.0200	0.002778	1	600,000,000.00	136,666.67	0.00	0.00	0.00	0.00	8,883,333.33
09/11/18	0.0820	0.0200	0.002778	1	600,000,000.00	136,666.67	0.00	0.00	0.00	0.00	9,020,000.00
09/12/18	0.0820	0.0200	0.002778	1	600,000,000.00	136,666.67	0.00	0.00	0.00	0.00	9,156,666.67
09/13/18	0.0820	0.0200	0.002778	1	600,000,000.00	136,666.67	0.00	0.00	0.00	0.00	9,293,333.33
09/14/18	0.0820	0.0200	0.002778	1	600,000,000.00	136,666.67	0.00	0.00	0.00	0.00	9,430,000.00
09/15/18	0.0820	0.0200	0.002778	1	600,000,000.00	136,666.67	0.00	0.00	0.00	0.00	9,566,666.67
09/16/18	0.0820	0.0200	0.002778	1	600,000,000.00	136,666.67	0.00	0.00	0.00	0.00	9,703,333.33
09/17/18	0.0820	0.0200	0.002778	1	600,000,000.00	136,666.67	0.00	0.00	0.00	0.00	9,840,000.00
09/18/18	0.0820	0.0200	0.002778	1	600,000,000.00	136,666.67	0.00	0.00	0.00	0.00	9,976,666.67
09/19/18	0.0820	0.0200	0.002778	1	600,000,000.00	136,666.67	0.00	0.00	0.00	0.00	10,113,333.33
09/20/18	0.0820	0.0200	0.002778	1	600,000,000.00	136,666.67	0.00	0.00	0.00	0.00	10,250,000.00
09/21/18	0.0820	0.0200	0.002778	1	600,000,000.00	136,666.67	0.00	0.00	0.00	0.00	10,386,666.67
09/22/18	0.0820	0.0200	0.002778	1	600,000,000.00	136,666.67	0.00	0.00	0.00	0.00	10,523,333.33
09/23/18	0.0820	0.0200	0.002778	1	600,000,000.00	136,666.67	0.00	0.00	0.00	0.00	10,660,000.00
09/24/18	0.0820	0.0200	0.002778	1	600,000,000.00	136,666.67	0.00	0.00	0.00	0.00	10,796,666.67
09/25/18	0.0820	0.0200	0.002778	1	600,000,000.00	136,666.67	0.00	0.00	0.00	0.00	10,933,333.33
09/26/18	0.0820	0.0200	0.002778	1	600,000,000.00	136,666.67	0.00	0.00	0.00	0.00	11,070,000.00
09/27/18	0.0820	0.0200	0.002778	1	600,000,000.00	136,666.67	0.00	0.00	0.00	0.00	11,206,666.67
09/28/18	0.0820	0.0200	0.002778	1	600,000,000.00	136,666.67	0.00	0.00	0.00	0.00	11,343,333.33
09/29/18	0.0820	0.0200	0.002778	1	600,000,000.00	136,666.67	0.00	0.00	0.00	0.00	11,480,000.00
09/30/18	0.0820	0.0200	0.002778	1	600,000,000.00	136,666.67	0.00	0.00	0.00	0.00	11,616,666.67
10/01/18	0.0820	0.0200	0.002778	1	600,000,000.00	136,666.67	0.00	0.00	0.00	0.00	11,753,333.33
10/02/18	0.0820	0.0200	0.002778	1	600,000,000.00	136,666.67	0.00	0.00	0.00	0.00	11,890,000.00
10/03/18	0.0820	0.0200	0.002778	1	600,000,000.00	136,666.67	0.00	0.00	0.00	0.00	12,026,666.67
10/04/18	0.0820	0.0200	0.002778	1	600,000,000.00	136,666.67	0.00	0.00	0.00	0.00	12,163,333.33
10/05/18	0.0820	0.0200	0.002778	1	600,000,000.00	136,666.67	0.00	0.00	0.00	0.00	12,300,000.00
10/06/18				**90**		**12,300,000.00**		**0.00**			**12,300,000.00**

August 3, 2018

TRANSFER REPORT

This Transfer Report has been prepared by Banco do Brasil S.A., for its role as Bond Administrator in connection with the issuance of (a) US$ 2,000,000,000 aggregate principal amount of 6.25% Series 2014-1 Notes due 2024 (the "Series 2014-1 Notes"); (b) R$ 2,400,000,000 aggregate principal amount of 16.25% Series 2014-2 Notes due 2022 (the "Series 2014-2 Notes"), (c) US$ 1,100,000,000 aggregate principal amount of 6.75% Series 2014-3 Notes due 2027 (the "Series 2014-3 Notes"); and (d) US$ 600,000,000 aggregate principal amount of 8.20% Series 2018-1 Notes due 2028 by Rio Oil Finance Trust and in accordance with the terms set forth in the Amended and Restated Indenture dated as of June 20, 2014, and as amended and restated as of April 03, 2018 (the "Indenture"), in the Amended and Restated Series 2014-1 Indenture Supplement and the Amended and Restated Series 2014-2 Indenture Supplement, dated as of June 20, 2014, and as amended and restated as of March 07, 2018, in the Amended and Restated Series 2014-3 Indenture Supplement dated as of November 21, 2014, and as amended and restated as of March 07, 2018, and in the Series 2018-1 Indenture Supplement dated as of April 19, 2018 (the "Indenture Supplements").

Some of the terms set forth in the Indenture and in the Indenture Supplements were amended by that certain Waiver and Amendment Agreement dated as of October 20, 2015 (the "First Waiver and Amendment Agreement"), by that certain Waiver and Amendment Agreement dated as of June 20, 2016 (the "Second Waiver and Amendment Agreement"), by that certain Waiver and Amendment Agreement dated as of October 11, 2016 (the "Third Waiver and Amendment Agreement"), by that certain Rescission and Amendment Agreement dated as of December 05, 2016 (the "Fourth Rescission and Amendment Agreement"), by that certain Rescission and Amendment Agreement dated as of December 04, 2017 (the "Fifth Rescission and Amendment Agreement"), and by that certain Waiver, Rescission and Amendment Agreement dated as of March 07, 2018 (the "Sixth Waiver, Resscission and Amendment Agreement''), and are fully reflected in all calculations of this Transfer Report.

The duties and obligations of Banco do Brasil S.A. is determined solely by the express provisions of the Indenture and the other Transactions Documents which it is a part, such as the responsibility for making all the calculations and determinations including, but not limited to, Transfer Amounts. Banco do Brasil S.A. shall not be liable except for the performance of such duties and obligations.

Banco do Brasil S.A. may conclusively rely as to the truth of the statements and the correctness of the opinions expressed in any Transaction Document and upon any statements, certificates or opinions furnished in writing to Banco do Brasil S.A. pursuant to any of the Transaction Documents and conforming to the requirements of the Transaction Documents. Banco do Brasil S.A. may conclusively rely upon, and shall be protected in acting or refraining from acting upon, and shall not be bound to make any investigation into the facts or matters stated in a written resolution, certificate, statement, instrument, opinion, report, notice, request, consent, order, note, Officer's Certificate, guaranty or other paper or document reasonably believed by it to be genuine and to have been signed or presented by the proper Person(s).

This Transfer Report is addressed exclusively to Citibank N.A. (the Indenture Trustee) to be used as Transfer Instructions of the Revenue Account Waterfall in each Transfer Date.

For the effects of this Transfer Report, the Reais Allocation Date is August 1, 2018, the Reais Transfer Date is August 2, 2018, the Allocation Date is August 3, 2018 and the Transfer Date is August 6, 2018.

The exchange rate for dollar/reais conversion used in this Transfer Report is R$ 3.7710.

Table of Contents

Section (A) – Collections Revenue and Expenses Breakdowns 4

Section (B) – Detailed Collections Account Waterfall 5

Section (C) – Detailed Revenue Account Waterfall 6

Section (D) – Transfer Amounts Details and Supporting Calculations 7

(i) Series 2014-1 Senior Scheduled Principal Transfer Amount 7

(ii) Series 2014-2 Senior Scheduled Principal Transfer Amount 9

(iii) Series 2014-3 Senior Scheduled Principal Transfer Amount 11

(iv) Taxation Expenses Transfer Amount 14

Section (E) – Transaction Accounts Balance 16

Section (F) – Other Information 17

Section (G) – Transfer Instructions 18

Defined Terms

"Allocation Date" shall mean, with respect to any Transfer Date, the Business Day which is immediately prior to such Transfer Date.

"Officer's Certificate" shall mean, in the case any of the Issuer and the Sponsor and the Indenture Trustee, a certificate signed by an Authorized Officer or the president or chairman (or other equivalent officer) of such Person or acting on behalf of such Person.

"Person" shall mean any individual, corporation, company, partnership, joint venture, trust, estate, unincorporated association, Governmental Authority or other entity of whatever nature.

"Reais Allocation Date" shall mean, with respect of any Reais Transfer Date, the Business Day which is immediately prior to such Reais Transfer Date.

"Reais Transfer Date" shall mean each Business Day of each calendar month following a Business Day when, as of the Balance Transfer Time for the Bond Administrator, there are available funds in the Collections Account for allocation in accordance with the Indenture.

"Transaction Documents" shall mean, collectively, the Indenture, the Series 2014-1 Notes, the Series 2014-2 Notes, the Series 2014-1 Indenture Supplement, the Series 2014-2 Indenture Supplement, the Bill of Sale, the Royalties Rights Agreement, the Servicing Agreement, the Pledge Agreement, the Trust Agreement, the Initial Oil Revenue and Rights Bill of Sale, the Banco do Brasil Oil Revenue and Rights Bill of Sale, the Caixa Oil Revenue and Rights Bill of Sale, the Instruments and any Indenture Supplements with respect to future Series of Instruments, and any purchase agreement related to the Instruments.

"Transfer Amount" shall mean, as of any Transfer Date, any of the Issuer Expenses Transfer Amount, the Taxation Expenses Transfer Amount, the Servicer Fee Transfer Amount, the Reserve LC Expenses Transfer Amount, any Debt Service Reserve Account Transfer Amount, any Series Senior Interest Transfer Amount for any Series of Securities, any Series Senior Scheduled Principal Transfer Amount for any Series of Securities, any Series Senior Excess Scheduled Principal Transfer Amount for any Series of Securities, any Series Senior Accelerated Principal Transfer Amount for any Series of Securities, any Series Senior Excess Accelerated Principal Transfer amount for any Series of Securities, any Series Subordinated Interest Transfer Amount for any Series of Securities, any Series Subordinated Scheduled Principal Transfer Amount for any Series of Securities, and/or any Series Subordinated Accelerated Principal Transfer Amount for any Series of Securities, each as of such Transfer Date.

"Transfer Date" shall mean each Business Day of each calendar month when there are available funds in the Revenue Account for distribution in accordance with the Revenue Account Waterfall.

"Transfer Instructions" shall have the meaning set forth in Section 4.10(b) of the Indenture, as follow *"On any Reais Transfer Date, prior to transferring any amounts, the Bond Administrator shall (i) first calculate the allocation of funds assuming that (A) the full amount of funds available for transfer on such Reais Transfer Date are allocated for transfer in accordance with the Collections Account Waterfall and (B) the full amount of funds available for transfer on such Transfer Date are allocated for transfer on such Transfer Date in accordance with the Revenue Account Waterfall and the Bond Administrator shall reduce such calculations to written transfer instructions for such Reais Transfer Date, the related Transfer Date or a related Payment Date.*"

Section (A) – Collections Revenue and Expense Breakdowns

The tables below show the total Collections and any other amounts received by the Servicer on such Reais Allocation Date, with respect to the Collateral of the transaction.

RJS Oil Revenues and RJS Oil Revenue Rights	Amount
Royalties – up to 5% (Law Nº 7,990 of December 28, 1989)	R$ 0.00
Royalties – more than 5% (Law Nº 9,478 of August 6, 1997)	R$ 0.00
Special Participations (Law Nº 9,478 of August 6, 1997)	R$ 0.00
FEP (Special Petroleum Fund) – Law Nº 7,990 and Law Nº 9,478	R$ 962,679.93
Total amount transfered to RJS Oil Revenues Dedicated Account	**R$ 962,679.93**

Statutory Oil Revenue Allocations by RJS	Amount
PASEP (Program for the Formation of Assets of Public Servants)	(R$ 9,626.79)
FECAM (State Fund for Environmental Conservation and Urban Development) [1]	R$ 0.00
Municipalities within RJS	R$ 0.00
Brazilian Federal Government (Assignment Agreement of October 29, 1999)	R$ 0.00
Conta B (State Decree Nº 43,783 of September 12, 2012)	R$ 0.00
Total RJS Oil Revenue Allocations	**(R$ 9,626.79)**

Assigned Oil Revenues and Assigned Oil Revenue Rights	Amount
RJS Oil Revenues and RJS Oil Revenue Rights	R$ 962,679.93
RJS Oil Revenue Allocations	(R$ 9,626.79)
Net amount transferred to Collections Account	**R$ 953,053.14**

1) According to the Amendment to the State of Rio de Janeiro Constitution Nº 70 of December 12, 2017 and the State Law Nº 178 of December 20, 2017 (the "FECAM Subordination Legislation"), amounts related to FECAM Allocation are not deducted from Royalties and Special Participations, but instead are allocated according to priority fifteenth of the Revenue Account Waterfall (Section 4.3.(o) of the Indenture).

Section (B) – Detailed Collections Account Waterfall

Collections Account Waterfall		Amount
Priority	**Description**	
First	Taxation Expenses Transfer Amount	(R$ 57,725.27)
Second	(i) Servicer Fee Transfer Amount	R$ 0.00
	(ii) Bond Administrator Fees Transfer Amount	R$ 0.00
	(iii) Brazilian Collateral Agent Fees Transfer Amount	R$ 0.00
	(iv) Excess Companhia Securitizadora Expenses Transfer Amount	R$ 0.00
Third	(i) to the Revenue Account	(R$ 734,299.07)
	(ii) (A) to the Series 2014-2 Special Series Account	(R$ 161,028.80)
	(ii) (B) to the Series 2014-2 Special Debt Service Reserve Account	R$ 0.00
	(ii) (C) to the Special Interest Liquidity Reserve Account	R$ 0.00
	(ii) (D) to the Special Interest Trigger Event Reserve Account	R$ 0.00
	(iii) to the holder of the Sponsor Note and/or RJS	R$ 0.00
Fourth	(i) (A), (B), (C) and (D)	R$ 0.00
	(ii) to the holder of the Sponsor Note and to RJS	R$ 0.00
Total Debt		**(R$ 953,053.14)**

Section (C) – Detailed Revenue Account Waterfall

Revenue Account Waterfall		Amount
Priority	**Description**	
First	Issuer Expenses Transfer Amount	US$ 0.00
Second	To the Series 2014-1 Senior Interest Subaccount	US$ 0.00
	To the Series 2014-2 Senior Interest Subaccount	US$ 0.00
	To the Series 2014-3 Senior Interest Subaccount	US$ 0.00
	To the Series 2018-1 Senior Interest Subaccount	US$ 0.00
Third	To the Series 2014-1 Senior Scheduled Principal Subaccount	(US$ 152,210.48)
	To the Series 2014-2 Senior Scheduled Principal Subaccount	(US$ 42,701.88)
	To the Series 2014-3 Senior Scheduled Principal Subaccount	(US$ 42,512.15)
	To the Series 2018-1 Senior Scheduled Principal Subaccount	US$ 0.00
Fourth	To the Series 2014-1 Debt Service Reserve Account	US$ 0.00
	To the Series 2014-2 Debt Service Reserve Account	US$ 0.00
	To the Series 2014-3 Debt Service Reserve Account	US$ 0.00
	To the Series 2018-1 Debt Service Reserve Account	US$ 0.00
Fifth	(i) To the Liquidity Reserve Account	US$ 0.00
	(ii) To the Special Interest Liquidity Reserve Account	US$ 0.00
Sixth	To the Series 2014-1 Senior Accelerated Principal Subaccount	US$ 0.00
	To the Series 2014-2 Senior Accelerated Principal Subaccount	US$ 0.00
	To the Series 2014-3 Senior Accelerated Principal Subaccount	US$ 0.00
	To the Series 2018-1 Senior Accelerated Principal Subaccount	US$ 0.00
Seventh	To the Series 2014-1 Senior Excess Interest Subaccount	US$ 0.00
	To the Series 2014-2 Senior Excess Interest Subaccount	US$ 0.00
	To the Series 2014-3 Senior Excess Interest Subaccount	US$ 0.00
	To the Series 2018-1 Senior Excess Interest Subaccount	US$ 0.00
Eighth	To the Series 2014-1 Senior Excess Scheduled Principal Subaccount	US$ 0.00
	To the Series 2014-2 Senior Excess Scheduled Principal Subaccount	US$ 0.00
	To the Series 2014-3 Senior Excess Scheduled Principal Subaccount	US$ 0.00
	To the Series 2018-1 Senior Excess Scheduled Principal Subaccount	US$ 0.00
Ninth	To the Series 2014-1 Senior Excess Accelerated Principal Subaccount	US$ 0.00
	To the Series 2014-2 Senior Excess Accelerated Principal Subaccount	US$ 0.00
	To the Series 2014-3 Senior Excess Accelerated Principal Subaccount	US$ 0.00
	To the Series 2018-1 Senior Excess Accelerated Principal Subaccount	US$ 0.00
Tenth	(i) to the Trigger Event Reserve Account	US$ 0.00
	(ii) to the Special Interest Trigger Event Reserve Account	US$ 0.00
Eleventh	Not applicable	US$ 0.00
Twelfth	Not applicable	US$ 0.00
Thirteenth	Not applicable	US$ 0.00
Fourteenth	To the Reserve LC Expenses Subaccount	US$ 0.00
Fifteenth	To the holder of the Sponsor Note and to RJS	US$ 0.00
Total Debt		**(US$ 237,424.51)**

Section (D) – Transfer Amounts Details and Supporting Calculations

(i) Series 2014-1 Senior Scheduled Principal Transfer Amount

$$Series\ 2014-1\ Senior\ Scheduled\ Principal\ Transfer\ Amount = (a) - (b)$$

$$Series\ 2014-1\ Senior\ Scheduled\ Principal\ Required\ Amount = (c)\ x \sum (d)$$

$$Pending\ Scheduled\ Principal\ Amount\ for\ the\ Series\ 2014-1\ Notes = (e) + (f) + (g) + (h)$$

$$Scheduled\ Principal\ Amount\ for\ the\ Series\ 2014-1\ Notes = [(i)\ x\ (j)] - (k)$$

(a) Series 2014-1 Senior Scheduled Principal Required Amount
(b) Series 2014-1 Senior Scheduled Principal Subaccount Balance = US$ 2,091,141.25
(c) Series 2014-1 Senior Fraction = 1
(d) Pending Scheduled Principal Amount for the Series 2014-1 Notes
(e) Scheduled Principal Amount for the Series 2014-1 Notes
(f) Any unpaid Scheduled Principal Amount for the Series 2014-1 Notes
(g) Class Sponsor Refund Amount Principal Component for the Series 2014-1 Notes
(h) Class RJS Damages Amount Principal Component for the Series 2014-1 Notes
(i) Class Initial Principal Balance for the Series 2014-1 Notes = US$ 2,000,000,000.00
(j) Decimal equivalent of the fractional percentage for the Series 2014-1 Notes = 0.020
(k) Any prepayment of Principal made as a result of an Early Amortization Period, according to the Section 8.3.(b) of the Indenture

<u>Supporting Calculations</u>:

1) Prepayment of Principal as a result of an Early Amortization Period

$$Scheduled\ Principal\ Reduction =$$

$$\left\{\left[\frac{(US\$\ 2{,}000{,}000{,}000.00\ x\ 0.020)}{US\$\ 1{,}960{,}000{,}000.00}\right] x\ US\$\ 103{,}795{,}555.08\right\} +$$

$$\left\{\left[\frac{(US\$\ 2{,}000{,}000{,}000.00\ x\ 0.020)}{US\$\ 1{,}890{,}000{,}000.00}\right] x\ US\$\ 185{,}884{,}163.13\right\} +$$

$$\left\{\left[\frac{(US\$\ 2{,}000{,}000{,}000.00\ x\ 0.020)}{US\$\ 1{,}860{,}000{,}000.00}\right] x\ US\$\ 129{,}057{,}062.90\right\} +$$

$$\left\{\left[\frac{(US\$\ 2{,}000{,}000{,}000.00\ x\ 0.020)}{US\$\ 1{,}830{,}000{,}000.00}\right] x\ US\$\ 9{,}307{,}195.26\right\}$$

$$Scheduled\ Principal\ Reduction =$$

$$(0.0204081633\ x\ US\$\ 103{,}795{,}555.08) + (0.0211640212\ x\ US\$\ 185{,}884{,}163.13) + (0.0215053763\ x\ US\$\ 129{,}059{,}062.90) + (0.0218579235\ x\ US\$\ 9{,}307{,}195.26) = \boldsymbol{US\$\ 9{,}031{,}189.67}$$

2) Scheduled Principal Amount for the Series 2014-1 Notes

$$Scheduled\ Principal\ Amount = [US\$\ 2{,}000{,}000{,}000.00\ x\ 0.020] - US\$\ 9{,}031{,}189{,}67$$

$$Scheduled\ Principal\ Amount = US\$\ 40{,}000{,}000.00 - US\$\ 9{,}031{,}189.67 = \boldsymbol{US\$\ 30{,}968{,}810.33}$$

3) Pending Scheduled Principal Amount for the Series 2014-1 Notes

$$Pending\ Scheduled\ Principal\ Amount = US\$\ 30{,}968{,}810.33 + US\$\ 0.00 + US\$\ 0.00\ + US\$\ 0.00$$

$$Pending\ Scheduled\ Principal\ Amount = \boldsymbol{US\$\ 30{,}968{,}810.33}$$

Section (D) – Transfer Amounts Details and Supporting Calculations (cont.)

(i) Series 2014-1 Senior Scheduled Principal Transfer Amount (cont.)

4) Series 2014-1 Senior Scheduled Principal Required Amount

$$Senior\ Scheduled\ Principal\ Required\ Amount = 1\ x\ US\$\ 30{,}968{,}810.33$$

$$Senior\ Scheduled\ Principal\ Required\ Amount = \boldsymbol{US\$\ 30{,}968{,}810.33}$$

5) Series 2014-1 Senior Scheduled Principal Transfer Amount *(not pro rata)*

$$Senior\ Scheduled\ Principal\ Transfer\ Amount = US\$\ 30{,}968{,}810.33 - US\$\ 2{,}091{,}141.24$$

$$Senior\ Scheduled\ Principal\ Transfer\ Amount = \boldsymbol{US\$\ 28{,}877{,}669.09}$$

Pro rata calculation:

$$\frac{(a-b)}{[(a-b) + All\ Other\ Series\ Senior\ Scheduled\ Principal\ Required\ Amount]} = \frac{US\$\ 28{,}877{,}669.09}{US\$\ 45{,}044{,}641.87} = 64.108999187\%$$

Section (D) – Transfer Amounts Details and Supporting Calculations (cont.)

(ii) Series 2014-2 Senior Scheduled Principal Transfer Amount

$$Series\ 2014-2\ Senior\ Scheduled\ Principal\ Transfer\ Amount = (a) - (b)$$

$$Series\ 2014-2\ Senior\ Scheduled\ Principal\ Required\ Amount = (c)\ x \sum (d)$$

$$Pending\ Scheduled\ Principal\ Amount\ for\ the\ Series\ 2014-2\ Notes = (e) + (f) + (g) + (h)$$

$$Scheduled\ Principal\ Amount\ for\ the\ Series\ 2014-2\ Notes = [(i)\ x\ (j)] - (k)$$

(a) Series 2014-2 Senior Scheduled Principal Required Amount
(b) Series 2014-2 Senior Scheduled Principal Subaccount Balance = R$ 2,195,007.12
(c) Series 2014-2 Senior Fraction = 1
(d) Pending Scheduled Principal Amount for the Series 2014-2 Notes
(e) Scheduled Principal Amount for the Series 2014-2 Notes
(f) Any unpaid Scheduled Principal Amount for the Series 2014-2 Notes
(g) Class Sponsor Refund Amount Principal Component for the Series 2014-2 Notes
(h) Class RJS Damages Amount Principal Component for the Series 2014-2 Notes
(i) Class Initial Principal Balance for the Series 2014-2 Notes = R$ 2,400,000,000.00
(j) Decimal equivalent of the fractional percentage for the Series 2014-2 Notes = 0.03571
(k) Any prepayment of Principal made as a result of an Early Amortization Period, according to the Section 8.3.(b) of the Indenture

<u>Supporting Calculations</u>:

1) Prepayment of Principal as a result of an Early Amortization Period

$$Scheduled\ Principal\ Reduction =$$

$$\left\{\left[\frac{(R\$\ 2{,}400{,}000{,}000.00 - R\$\ 960{,}000{,}000.00)x\ 0.03571}{R\$\ 1{,}182{,}888{,}000.00}\right] x\ R\$\ 146{,}266{,}499.10\right\} +$$

$$\left\{\left[\frac{(R\$\ 2{,}400{,}000{,}000.00 - R\$\ 960{,}000{,}000.00)\ x\ 0.03571}{R\$\ 1{,}028{,}620{,}800.00}\right] x\ R\$\ 135{,}754{,}367.55\right\} +$$

$$\left\{\left[\frac{(R\$\ 2{,}400{,}000{,}000.00 - R\$\ 960{,}000{,}000.00)\ x\ 0.03571}{R\$\ 977{,}198{,}400.00}\right] x\ R\$\ 95{,}729{,}872.61\right\} +$$

$$\left\{\left[\frac{(R\$\ 2{,}400{,}000{,}000.00 - R\$\ 960{,}000{,}000.00)\ x\ 0.03571}{R\$\ 925{,}776{,}000.00}\right] x\ R\$\ 8{,}895{,}659.18\right\}$$

$$Scheduled\ Principal\ Reduction =$$

$$(0.0434719094\ x\ R\$\ 146{,}266{,}499.10) + (0.0499916004\ x\ R\$\ 135{,}754{,}367.55) + (0.0526222720\ x\ R\$\ 95{,}729{,}872.61)$$

$$+ (0.0555451859\ x\ R\$\ 8{,}895{,}659.18) = \boldsymbol{R\$\ 18{,}676{,}696.53}$$

2) Scheduled Principal Amount for the Series 2014-2 Notes

$$Scheduled\ Principal\ Amount = [(R\$\ 2{,}400{,}000{,}000.00 - R\$\ 960{,}000{,}000.00)\ x\ 0.03571] - R\$\ 18{,}676{,}696.53$$

$$Scheduled\ Principal\ Amount = R\$\ 51{,}422{,}400.00 - R\$\ 18{,}676{,}696.53 = \boldsymbol{R\$\ 32{,}745{,}703.47}$$

3) Pending Scheduled Principal Amount for the Series 2014-2 Notes

$$Pending\ Scheduled\ Principal\ Amount = R\$\ 32{,}745{,}703.47 + R\$\ 0.00 + R\$\ 0.00\ + R\$\ 0.00$$

$$Pending\ Scheduled\ Principal\ Amount = \boldsymbol{R\$\ 32{,}745{,}703.47}$$

Section (D) – Transfer Amounts Details and Supporting Calculations (cont.)

(ii) Series 2014-2 Senior Scheduled Principal Transfer Amount (cont.)

4) Series 2014-2 Senior Scheduled Principal Required Amount

$$Senior\ Scheduled\ Principal\ Required\ Amount = 1\ x\ R\$\ 32{,}745{,}703.47$$

$$Senior\ Scheduled\ Principal\ Required\ Amount = \boldsymbol{R\$\ 32{,}745{,}703.47}$$

5) Series 2014-2 Senior Scheduled Principal Transfer Amount *(not pro rata)*

$$Senior\ Scheduled\ Principal\ Transfer\ Amount = R\$\ 32{,}745{,}703.47 - R\$\ 2{,}195{,}007.12$$

$$Senior\ Scheduled\ Principal\ Transfer\ Amount = \boldsymbol{R\$\ 30{,}550{,}696.35\ (US\$\ 8{,}101{,}484.05)}$$

Pro rata calculation:

$$\frac{(a-b)}{[(a-b) + All\ Other\ Series\ Senior\ Scheduled\ Principal\ Required\ Amount]} = \frac{US\$\ 8{,}101{,}484.05}{US\$\ 45{,}044{,}641.87} = 17.985455568\%$$

Section (D) – Transfer Amounts Details and Supporting Calculations (cont.)

(iii) Series 2014-3 Senior Scheduled Principal Transfer Amount

$$Series\ 2014-3\ Senior\ Scheduled\ Principal\ Transfer\ Amount = (a) - (b)$$

$$Series\ 2014-3\ Senior\ Scheduled\ Principal\ Required\ Amount = (c)\ x \sum (d)$$

$$Pending\ Scheduled\ Principal\ Amount\ for\ the\ Series\ 2014-3\ Notes = (e) + (f) + (g) + (h)$$

$$Scheduled\ Principal\ Amount\ for\ the\ Series\ 2014-3\ Notes = [(i)\ x\ (j)] - (k)$$

(a) Series 2014-3 Senior Scheduled Principal Required Amount
(b) Series 2014-3 Senior Scheduled Principal Subaccount Balance = US$ 584,052.55
(c) Series 2014-3 Senior Fraction = 1
(d) Pending Scheduled Principal Amount for the Series 2014-3 Notes
(e) Scheduled Principal Amount for the Series 2014-3 Notes
(f) Any unpaid Scheduled Principal Amount for the Series 2014-3 Notes
(g) Class Sponsor Refund Amount Principal Component for the Series 2014-3 Notes
(h) Class RJS Damages Amount Principal Component for the Series 2014-3 Notes
(i) Class Initial Principal Balance for the Series 2014-3 Notes = US$ 1,100,000,000.00
(j) Decimal equivalent of the fractional percentage for the Series 2014-3 Notes = 0.010
(k) Any prepayment of Principal made as a result of an Early Amortization Period, according to the Section 8.3.(b) of the Indenture

<u>Supporting Calculations</u>:

1) Prepayment of Principal as a result of an Early Amortization Period

$$Scheduled\ Principal\ Reduction =$$

$$\left\{\left[\frac{(US\$\ 1{,}100{,}000{,}000.00\ x\ 0.010)}{US\$\ 1{,}100{,}000{,}000.00}\right] x\ US\$\ 163{,}811{,}783.37\right\} +$$

$$\left\{\left[\frac{(US\$\ 1{,}100{,}000{,}000.00\ x\ 0.010)}{US\$\ 1{,}094{,}500{,}000.00}\right] x\ US\$\ 65{,}835{,}487.61\right\} +$$

$$\left\{\left[\frac{(US\$\ 1{,}100{,}000{,}000.00\ x\ 0.010)}{US\$\ 1{,}089{,}000{,}000.00}\right] x\ US\$\ 5{,}017{,}091.90\right\}$$

$$Scheduled\ Principal\ Reduction =$$

$$(0.010\ x\ US\$\ 163{,}811{,}783.37) + (0.0100502513\ x\ US\$\ 65{,}835{,}487.61) + (0.0101010101\ x\ US\$\ 5{,}017{,}091.90)$$

$$= \boldsymbol{US\$\ 2{,}350{,}458.72}$$

2) Scheduled Principal Amount for the Series 2014-3 Notes

$$Scheduled\ Principal\ Amount = [US\$\ 1{,}100{,}000{,}000.00\ x\ 0.010] - US\$\ 2{,}350{,}458.72$$

$$Scheduled\ Principal\ Amount = US\$\ 11{,}000{,}000.00 - US\$\ 2{,}350{,}458.72 = \boldsymbol{US\$\ 8{,}649{,}541.28}$$

3) Pending Scheduled Principal Amount for the Series 2014-3 Notes

$$Pending\ Scheduled\ Principal\ Amount = US\$\ 8{,}649{,}541.28 + US\$\ 0.00 + US\$\ 0.00\ + US\$\ 0.00$$

$$Pending\ Scheduled\ Principal\ Amount = \boldsymbol{US\$\ 8{,}649{,}541.28}$$

Section (D) – Transfer Amounts Details and Supporting Calculations (cont.)

(iii) Series 2014-3 Senior Scheduled Principal Transfer Amount (cont.)

4) Series 2014-3 Senior Scheduled Principal Required Amount

$$Senior\ Scheduled\ Principal\ Required\ Amount = 1\ x\ US\$\ 8{,}649{,}541.28$$

$$Senior\ Scheduled\ Principal\ Required\ Amount = \boldsymbol{US\$\ 8{,}649{,}541.28}$$

5) Series 2014-3 Senior Scheduled Principal Transfer Amount *(not pro rata)*

$$Senior\ Scheduled\ Principal\ Transfer\ Amount = US\$\ 8{,}649{,}841.28 - US\$\ 584{,}052.55$$

$$Senior\ Scheduled\ Principal\ Transfer\ Amount = \boldsymbol{US\$\ 8{,}065{,}488.73}$$

Pro rata calculation:

$$\frac{(a-b)}{[(a-b) + All\ Other\ Series\ Senior\ Scheduled\ Principal\ Required\ Amount]} = \frac{US\$\ 8{,}065{,}488.73}{US\$\ 45{,}044{,}641.87} = 17.905545244\%$$

Section (D) – Transfer Amounts Details and Supporting Calculations (cont.)

Total Series Senior Scheduled Principal Transfer Amount

Transaction Accounts Waterfall	Amount
Net Amount transferred to Collections Account	R$ 953,053.14
Taxation Expenses Transfer Amount	(R$ 57,725.27)
Remaining Amounts	**R$ 895,327.87**

(1) For the Series 2014-1 Senior Scheduled Principal Transfer Amount

$$Remaining\ Amounts\ x\ Series\ 2014-1\ Pro\ rata\ calculation$$

$$R\$\ 895{,}327.87\ x\ 64.108999187\% \ = \boldsymbol{R\$\ 573{,}985.73}\ (\boldsymbol{US\$\ 152{,}210.48})$$

(2) For the Series 2014-2 Senior Scheduled Principal Transfer Amount

$$Remaining\ Amounts\ x\ Series\ 2014-2\ Pro\ rata\ calculation$$

$$R\$\ 895{,}327.87\ x\ 17.985455568\% = \boldsymbol{R\$\ 161{,}028.80}\ (\boldsymbol{US\$\ 42{,}701.88})$$

(3) For the Series 2014-3 Senior Scheduled Principal Transfer Amount

$$Remaining\ Amounts\ x\ Series\ 2014-3\ Pro\ rata\ calculation$$

$$R\$\ 895{,}327.87\ x\ 17.905545244\% = \boldsymbol{R\$\ 160{,}313.34}\ (\boldsymbol{US\$\ 42{,}512.15})$$

Section (D) – Transfer Amounts Details and Supporting Calculations (cont.)

(iv) Taxation Expenses Transfer Amount

1) All funds transferred from Brazil to the Issuer abroad and/or from the Issuer abroad to Brazil are subject to IOF (*Imposto sobre Operações de Crédito, Câmbio e Seguros ou relativos a Títulos ou Valores Mobiliário*) at the rate of 0.38%;

2) All funds transferred from Brazil to the Issuer abroad are subject to IRRF (*Imposto de Renda Retido na Fonte*) at the rate of 15.00%, for the amounts other than related to a portion of Principal Payments that does not represent capital gain as a consequence of exchange rate movement, to fund the Debt Service Reserve Account, to fund the Liquidity Reserve Account and to fund the Trigger Event Reserve Account;

3) All funds drawn from the Debt Service Reserve Account, from the Liquidity Reserve Account and from the Trigger Event Reserve Account outside Brazil to be used for Interest Payment and for the portion of Principal Payment that represents capital gain as a consequence of exchange rate movement are subject to IRRF (*Imposto de Renda Retido na Fonte*) at the rate of 15,00%.

<u>Supporting Calculations</u>:

1) IOF

$$IOF = Amount\ Wired\ Offshore\ x\ 0.38\%$$

$$IOF = US\$\ 194{,}722.64\ x\ 0.38\% = \boldsymbol{US\$\ 739.95\ (R\$\ 2{,}790.35)}$$

2) IRRF

i. Over the funds transferred to the Issuer outside Brazil

(a) Portion of Principal Payments that does not represent capital gain

<u>For the Series 2014-1</u>:

Principal Amortization: US$ 152,210.48
FX Rate (as of 08/02/2018): R$ 3.7710
Acquisition Cost (as of 06/20/2014): R$ 4,148,415,853.35
Initial Principal Amount: US$ 2,000,000,000.00

$$Portion\ of\ Principal\ Payments = \frac{\left[Acquisition\ Cost\ x\left(\frac{Principal\ Payment}{Initial\ Principal\ Amount}\right)\right]}{FX\ Rate}$$

$$Portion\ of\ Principal\ Payments = \frac{\left[R\$\ 4{,}148{,}415{,}853.35\ x\left(\frac{US\$\ 152{,}210.48}{US\$\ 2{,}000{,}000{,}000.00}\right)\right]}{R\$\ 3.7710} = \boldsymbol{US\$\ 83{,}722.14}$$

Section (D) – Transfer Amounts Details and Supporting Calculations (cont.)

(iv) Taxation Expenses Transfer Amount (cont.)

For the Series 2014-3:

Principal Amortization: US$ 42,512.15
FX Rate (as of 08/02/2018): R$ 3.7710
Acquisition Cost (as of 06/20/2014): R$ 2,775,991,813.41
Initial Principal Amount: US$ 1,100,000,000.00

$$Portion\ of\ Principal\ Payments = \frac{\left[Acquisition\ Cost\ x\left(\frac{Principal\ Payment}{Initial\ Principal\ Amount}\right)\right]}{FX\ Rate}$$

$$Portion\ of\ Principal\ Payments = \frac{\left[R\$\ 2{,}775{,}991{,}813.41\ x\left(\frac{US\$\ 42{,}512.15)}{US\$\ 1{,}100{,}000{,}000.00}\right)\right]}{R\$\ 3.7710} = \boldsymbol{US\$\ 28{,}449.99}$$

$$Total\ Portion\ of\ Principal\ Payments = US\$\ 83{,}722.14 + US\$\ 28{,}449.99 = \boldsymbol{US\$\ 112{,}172.13}$$

(b) Deductions

$$Deductions = Portion\ of\ Principal\ Payments + Debt\ Service\ Reserve\ Account + Liquidity\ Reserve\ Account + Trigger\ Event\ Reserve\ Account$$

$$Deductions = US\$\ 112{,}172.13 + US\$\ 0.00 + US\$\ 0.00 + US\$\ 0.00\ = \boldsymbol{US\$\ 112{,}172.13}$$

(c) Amount subject to Tax

$$Amount\ subject\ to\ Tax = Amount\ Wired\ Offshore - Deductions$$

$$Amount\ subject\ to\ Tax = US\$\ 194{,}722.64 - US\$\ 112{,}172.13 = \boldsymbol{US\$\ 82{,}550.51}$$

(d) IRRF

$$IRRF = \left[\frac{(a)}{(1-0.15)}\right] - (a)$$

$$IRRF = \left[\frac{US\$\ 82{,}550.51}{(0.85)}\right] - US\$\ 82{,}550.51 = \boldsymbol{US\$\ 14{,}567.73\ (R\$\ 54{,}934.94)}$$

Total Taxation Expenses

$$US\$\ 739.95 + US\$\ 14{,}567.73 = \boldsymbol{US\$\ 15{,}307.68\ (R\$\ 57{,}725.27)}$$

Section (E) – Transaction Accounts Balance

Collections Account		Amount
Date	Description	
07/17/18	Balance	R$ 0.00
08/02/18	Assigned Oil Revenues and Assigned Oil Revenue Rights	R$ 953,053.14
08/02/18	Taxation Expenses Transfer Amount	(R$ 57,725.27)
08/02/18	To the Series 2014-1 Senior Scheduled Principal Subaccount	(R$ 573,985.73)
08/02/18	To the Series 2014-2 Senior Scheduled Principal Subaccount	(R$ 161,028.80)
08/02/18	To the Series 2014-3 Senior Scheduled Principal Subaccount	(R$ 160,313.34)
Final Balance as of the close of business of August 2, 2018		**R$ 0.00**

Series 2014-2 Special Series Account		Amount
Date	Description	
07/17/18	Balance	R$ 25,119,747.43
08/02/18	Series 2014-2 Senior Scheduled Principal Subaccount	R$ 161,028.80
Final Balance as of the close of business of August 3, 2018		**R$ 25,280,776.23**

Series 2014-2 Special Debt Service Reserve Account		Amount
Date	Description	
07/17/18	Balance	R$ 170,197,994.00
Final Balance as of the close of business of August 2, 2018		**R$ 170,197,994.00**

Special Interest Liquidity Reserve Account		Amount
Date	Description	
07/17/18	Balance	R$ 0.00
Final Balance as of the close of business of August 2, 2018		**R$ 0.00**

Special Interest Trigger Event Reserve Account		Amount
Date	Description	
07/17/18	Balance	R$ 0.00
Final Balance as of the close of business of August 2, 2018		**R$ 0.00**

Section (F) – Other Information

Events	Y / N
Has any Event of Default occurred or continued as of the close of business for the Indenture Trustee on the related Allocation Date?	No
Has any Trigger Event occurred or continued as of the close of business for the Indenture Trustee on the related Allocation Date?	No
Has any Bond Administrator Replacement Event occurred or continued as of the close of business for the Indenture Trustee on the related Allocation Date?	No
Has any Servicer Replacement Event occurred or continued as of the close of business for the Indenture Trustee on the related Allocation Date?	No
Has any Event of Default been declared as of the close of business for the Indenture Trustee on the related Allocation Date?	No
Has any Early Amortization Period been declared as of the close of business for the Indenture Trustee on the related Allocation Date?	No
Has there been the occurrence of conditions which give rise to any Sponsor Refund Obligations or any RJS Damages as of the close of business for the Indenture Trustee on the related Allocation Date?	No

Section (G) – Transfer Instructions

Transaction: Funds to the Senior Scheduled Principal Subaccount			Amount
Type	Account	Name	
Debt	11249600	Revenue Account	(US$ 194,722.63)
Credit	11250200	Series 2014-1 Series Account	US$ 152,210.48
Credit	11348400	Series 2014-3 Series Account	US$ 42,512.15

August 3, 2018

TRANSFER REPORT

This Transfer Report has been prepared by Banco do Brasil S.A., for its role as Bond Administrator in connection with the issuance of (a) US$ 2,000,000,000 aggregate principal amount of 6.25% Series 2014-1 Notes due 2024 (the "Series 2014-1 Notes"); (b) R$ 2,400,000,000 aggregate principal amount of 16.25% Series 2014-2 Notes due 2022 (the "Series 2014-2 Notes"), (c) US$ 1,100,000,000 aggregate principal amount of 6.75% Series 2014-3 Notes due 2027 (the "Series 2014-3 Notes"); and (d) US$ 600,000,000 aggregate principal amount of 8.20% Series 2018-1 Notes due 2028 by Rio Oil Finance Trust and in accordance with the terms set forth in the Amended and Restated Indenture dated as of June 20, 2014, and as amended and restated as of April 03, 2018 (the "Indenture"), in the Amended and Restated Series 2014-1 Indenture Supplement and the Amended and Restated Series 2014-2 Indenture Supplement, dated as of June 20, 2014, and as amended and restated as of March 07, 2018, in the Amended and Restated Series 2014-3 Indenture Supplement dated as of November 21, 2014, and as amended and restated as of March 07, 2018, and in the Series 2018-1 Indenture Supplement dated as of April 19, 2018 (the "Indenture Supplements").

Some of the terms set forth in the Indenture and in the Indenture Supplements were amended by that certain Waiver and Amendment Agreement dated as of October 20, 2015 (the "First Waiver and Amendment Agreement"), by that certain Waiver and Amendment Agreement dated as of June 20, 2016 (the "Second Waiver and Amendment Agreement"), by that certain Waiver and Amendment Agreement dated as of October 11, 2016 (the "Third Waiver and Amendment Agreement"), by that certain Rescission and Amendment Agreement dated as of December 05, 2016 (the "Fourth Rescission and Amendment Agreement"), by that certain Rescission and Amendment Agreement dated as of December 04, 2017 (the "Fifth Rescission and Amendment Agreement"), and by that certain Waiver, Rescission and Amendment Agreement dated as of March 07, 2018 (the "Sixth Waiver, Resscission and Amendment Agreement''), and are fully reflected in all calculations of this Transfer Report.

The duties and obligations of Banco do Brasil S.A. is determined solely by the express provisions of the Indenture and the other Transactions Documents which it is a part, such as the responsibility for making all the calculations and determinations including, but not limited to, Transfer Amounts. Banco do Brasil S.A. shall not be liable except for the performance of such duties and obligations.

Banco do Brasil S.A. may conclusively rely as to the truth of the statements and the correctness of the opinions expressed in any Transaction Document and upon any statements, certificates or opinions furnished in writing to Banco do Brasil S.A. pursuant to any of the Transaction Documents and conforming to the requirements of the Transaction Documents. Banco do Brasil S.A. may conclusively rely upon, and shall be protected in acting or refraining from acting upon, and shall not be bound to make any investigation into the facts or matters stated in a written resolution, certificate, statement, instrument, opinion, report, notice, request, consent, order, note, Officer's Certificate, guaranty or other paper or document reasonably believed by it to be genuine and to have been signed or presented by the proper Person(s).

This Transfer Report is addressed exclusively to Citibank N.A. (the Indenture Trustee) to be used as Transfer Instructions of the Revenue Account Waterfall in each Transfer Date.

For the effects of this Transfer Report, the Reais Allocation Date is August 1, 2018, the Reais Transfer Date is August 2, 2018, the Allocation Date is August 3, 2018 and the Transfer Date is August 6, 2018.

The exchange rate for dollar/reais conversion used in this Transfer Report is R$ 3.7710.

Table of Contents

Section (A) – Collections Revenue and Expenses Breakdowns 4

Section (B) – Detailed Collections Account Waterfall 5

Section (C) – Detailed Revenue Account Waterfall 6

Section (D) – Transfer Amounts Details and Supporting Calculations 7

(i) Series 2014-1 Senior Scheduled Principal Transfer Amount 7

(ii) Series 2014-2 Senior Scheduled Principal Transfer Amount 9

(iii) Series 2014-3 Senior Scheduled Principal Transfer Amount 11

(iv) Taxation Expenses Transfer Amount 14

Section (E) – Transaction Accounts Balance 16

Section (F) – Other Information 17

Section (G) – Transfer Instructions 18

Defined Terms

"Allocation Date" shall mean, with respect to any Transfer Date, the Business Day which is immediately prior to such Transfer Date.

"Officer's Certificate" shall mean, in the case any of the Issuer and the Sponsor and the Indenture Trustee, a certificate signed by an Authorized Officer or the president or chairman (or other equivalent officer) of such Person or acting on behalf of such Person.

"Person" shall mean any individual, corporation, company, partnership, joint venture, trust, estate, unincorporated association, Governmental Authority or other entity of whatever nature.

"Reais Allocation Date" shall mean, with respect of any Reais Transfer Date, the Business Day which is immediately prior to such Reais Transfer Date.

"Reais Transfer Date" shall mean each Business Day of each calendar month following a Business Day when, as of the Balance Transfer Time for the Bond Administrator, there are available funds in the Collections Account for allocation in accordance with the Indenture.

"Transaction Documents" shall mean, collectively, the Indenture, the Series 2014-1 Notes, the Series 2014-2 Notes, the Series 2014-1 Indenture Supplement, the Series 2014-2 Indenture Supplement, the Bill of Sale, the Royalties Rights Agreement, the Servicing Agreement, the Pledge Agreement, the Trust Agreement, the Initial Oil Revenue and Rights Bill of Sale, the Banco do Brasil Oil Revenue and Rights Bill of Sale, the Caixa Oil Revenue and Rights Bill of Sale, the Instruments and any Indenture Supplements with respect to future Series of Instruments, and any purchase agreement related to the Instruments.

"Transfer Amount" shall mean, as of any Transfer Date, any of the Issuer Expenses Transfer Amount, the Taxation Expenses Transfer Amount, the Servicer Fee Transfer Amount, the Reserve LC Expenses Transfer Amount, any Debt Service Reserve Account Transfer Amount, any Series Senior Interest Transfer Amount for any Series of Securities, any Series Senior Scheduled Principal Transfer Amount for any Series of Securities, any Series Senior Excess Scheduled Principal Transfer Amount for any Series of Securities, any Series Senior Accelerated Principal Transfer Amount for any Series of Securities, any Series Senior Excess Accelerated Principal Transfer amount for any Series of Securities, any Series Subordinated Interest Transfer Amount for any Series of Securities, any Series Subordinated Scheduled Principal Transfer Amount for any Series of Securities, and/or any Series Subordinated Accelerated Principal Transfer Amount for any Series of Securities, each as of such Transfer Date.

"Transfer Date" shall mean each Business Day of each calendar month when there are available funds in the Revenue Account for distribution in accordance with the Revenue Account Waterfall.

"Transfer Instructions" shall have the meaning set forth in Section 4.10(b) of the Indenture, as follow *"On any Reais Transfer Date, prior to transferring any amounts, the Bond Administrator shall (i) first calculate the allocation of funds assuming that (A) the full amount of funds available for transfer on such Reais Transfer Date are allocated for transfer in accordance with the Collections Account Waterfall and (B) the full amount of funds available for transfer on such Transfer Date are allocated for transfer on such Transfer Date in accordance with the Revenue Account Waterfall and the Bond Administrator shall reduce such calculations to written transfer instructions for such Reais Transfer Date, the related Transfer Date or a related Payment Date.*"

Section (A) – Collections Revenue and Expense Breakdowns

The tables below show the total Collections and any other amounts received by the Servicer on such Reais Allocation Date, with respect to the Collateral of the transaction.

RJS Oil Revenues and RJS Oil Revenue Rights	Amount
Royalties – up to 5% (Law Nº 7,990 of December 28, 1989)	R$ 0.00
Royalties – more than 5% (Law Nº 9,478 of August 6, 1997)	R$ 0.00
Special Participations (Law Nº 9,478 of August 6, 1997)	R$ 0.00
FEP (Special Petroleum Fund) – Law Nº 7,990 and Law Nº 9,478	R$ 962,679.93
Total amount transfered to RJS Oil Revenues Dedicated Account	**R$ 962,679.93**

Statutory Oil Revenue Allocations by RJS	Amount
PASEP (Program for the Formation of Assets of Public Servants)	(R$ 9,626.79)
FECAM (State Fund for Environmental Conservation and Urban Development) [1]	R$ 0.00
Municipalities within RJS	R$ 0.00
Brazilian Federal Government (Assignment Agreement of October 29, 1999)	R$ 0.00
Conta B (State Decree Nº 43,783 of September 12, 2012)	R$ 0.00
Total RJS Oil Revenue Allocations	**(R$ 9,626.79)**

Assigned Oil Revenues and Assigned Oil Revenue Rights	Amount
RJS Oil Revenues and RJS Oil Revenue Rights	R$ 962,679.93
RJS Oil Revenue Allocations	(R$ 9,626.79)
Net amount transferred to Collections Account	**R$ 953,053.14**

1) According to the Amendment to the State of Rio de Janeiro Constitution Nº 70 of December 12, 2017 and the State Law Nº 178 of December 20, 2017 (the "FECAM Subordination Legislation"), amounts related to FECAM Allocation are not deducted from Royalties and Special Participations, but instead are allocated according to priority fifteenth of the Revenue Account Waterfall (Section 4.3.(o) of the Indenture).

Section (B) – Detailed Collections Account Waterfall

Collections Account Waterfall		Amount
Priority	**Description**	
First	Taxation Expenses Transfer Amount	(R$ 57,725.27)
Second	(i) Servicer Fee Transfer Amount	R$ 0.00
	(ii) Bond Administrator Fees Transfer Amount	R$ 0.00
	(iii) Brazilian Collateral Agent Fees Transfer Amount	R$ 0.00
	(iv) Excess Companhia Securitizadora Expenses Transfer Amount	R$ 0.00
Third	(i) to the Revenue Account	(R$ 734,299.07)
	(ii) (A) to the Series 2014-2 Special Series Account	(R$ 161,028.80)
	(ii) (B) to the Series 2014-2 Special Debt Service Reserve Account	R$ 0.00
	(ii) (C) to the Special Interest Liquidity Reserve Account	R$ 0.00
	(ii) (D) to the Special Interest Trigger Event Reserve Account	R$ 0.00
	(iii) to the holder of the Sponsor Note and/or RJS	R$ 0.00
Fourth	(i) (A), (B), (C) and (D)	R$ 0.00
	(ii) to the holder of the Sponsor Note and to RJS	R$ 0.00
Total Debt		**(R$ 953,053.14)**

Section (C) – Detailed Revenue Account Waterfall

Revenue Account Waterfall		Amount
Priority	**Description**	
First	Issuer Expenses Transfer Amount	US$ 0.00
Second	To the Series 2014-1 Senior Interest Subaccount	US$ 0.00
	To the Series 2014-2 Senior Interest Subaccount	US$ 0.00
	To the Series 2014-3 Senior Interest Subaccount	US$ 0.00
	To the Series 2018-1 Senior Interest Subaccount	US$ 0.00
Third	To the Series 2014-1 Senior Scheduled Principal Subaccount	(US$ 152,210.48)
	To the Series 2014-2 Senior Scheduled Principal Subaccount	(US$ 42,701.88)
	To the Series 2014-3 Senior Scheduled Principal Subaccount	(US$ 42,512.15)
	To the Series 2018-1 Senior Scheduled Principal Subaccount	US$ 0.00
Fourth	To the Series 2014-1 Debt Service Reserve Account	US$ 0.00
	To the Series 2014-2 Debt Service Reserve Account	US$ 0.00
	To the Series 2014-3 Debt Service Reserve Account	US$ 0.00
	To the Series 2018-1 Debt Service Reserve Account	US$ 0.00
Fifth	(i) To the Liquidity Reserve Account	US$ 0.00
	(ii) To the Special Interest Liquidity Reserve Account	US$ 0.00
Sixth	To the Series 2014-1 Senior Accelerated Principal Subaccount	US$ 0.00
	To the Series 2014-2 Senior Accelerated Principal Subaccount	US$ 0.00
	To the Series 2014-3 Senior Accelerated Principal Subaccount	US$ 0.00
	To the Series 2018-1 Senior Accelerated Principal Subaccount	US$ 0.00
Seventh	To the Series 2014-1 Senior Excess Interest Subaccount	US$ 0.00
	To the Series 2014-2 Senior Excess Interest Subaccount	US$ 0.00
	To the Series 2014-3 Senior Excess Interest Subaccount	US$ 0.00
	To the Series 2018-1 Senior Excess Interest Subaccount	US$ 0.00
Eighth	To the Series 2014-1 Senior Excess Scheduled Principal Subaccount	US$ 0.00
	To the Series 2014-2 Senior Excess Scheduled Principal Subaccount	US$ 0.00
	To the Series 2014-3 Senior Excess Scheduled Principal Subaccount	US$ 0.00
	To the Series 2018-1 Senior Excess Scheduled Principal Subaccount	US$ 0.00
Ninth	To the Series 2014-1 Senior Excess Accelerated Principal Subaccount	US$ 0.00
	To the Series 2014-2 Senior Excess Accelerated Principal Subaccount	US$ 0.00
	To the Series 2014-3 Senior Excess Accelerated Principal Subaccount	US$ 0.00
	To the Series 2018-1 Senior Excess Accelerated Principal Subaccount	US$ 0.00
Tenth	(i) to the Trigger Event Reserve Account	US$ 0.00
	(ii) to the Special Interest Trigger Event Reserve Account	US$ 0.00
Eleventh	Not applicable	US$ 0.00
Twelfth	Not applicable	US$ 0.00
Thirteenth	Not applicable	US$ 0.00
Fourteenth	To the Reserve LC Expenses Subaccount	US$ 0.00
Fifteenth	To the holder of the Sponsor Note and to RJS	US$ 0.00
Total Debt		**(US$ 237,424.51)**

Section (D) – Transfer Amounts Details and Supporting Calculations

(i) Series 2014-1 Senior Scheduled Principal Transfer Amount

$$Series\ 2014-1\ Senior\ Scheduled\ Principal\ Transfer\ Amount = (a) - (b)$$

$$Series\ 2014-1\ Senior\ Scheduled\ Principal\ Required\ Amount = (c)\ x \sum (d)$$

$$Pending\ Scheduled\ Principal\ Amount\ for\ the\ Series\ 2014-1\ Notes = (e) + (f) + (g) + (h)$$

$$Scheduled\ Principal\ Amount\ for\ the\ Series\ 2014-1\ Notes = [(i)\ x\ (j)] - (k)$$

(a) Series 2014-1 Senior Scheduled Principal Required Amount
(b) Series 2014-1 Senior Scheduled Principal Subaccount Balance = US$ 2,091,141.25
(c) Series 2014-1 Senior Fraction = 1
(d) Pending Scheduled Principal Amount for the Series 2014-1 Notes
(e) Scheduled Principal Amount for the Series 2014-1 Notes
(f) Any unpaid Scheduled Principal Amount for the Series 2014-1 Notes
(g) Class Sponsor Refund Amount Principal Component for the Series 2014-1 Notes
(h) Class RJS Damages Amount Principal Component for the Series 2014-1 Notes
(i) Class Initial Principal Balance for the Series 2014-1 Notes = US$ 2,000,000,000.00
(j) Decimal equivalent of the fractional percentage for the Series 2014-1 Notes = 0.020
(k) Any prepayment of Principal made as a result of an Early Amortization Period, according to the Section 8.3.(b) of the Indenture

<u>Supporting Calculations</u>:

1) Prepayment of Principal as a result of an Early Amortization Period

$$Scheduled\ Principal\ Reduction =$$

$$\left\{\left[\frac{(US\$\ 2{,}000{,}000{,}000.00\ x\ 0.020)}{US\$\ 1{,}960{,}000{,}000.00}\right] x\ US\$\ 103{,}795{,}555.08\right\} +$$

$$\left\{\left[\frac{(US\$\ 2{,}000{,}000{,}000.00\ x\ 0.020)}{US\$\ 1{,}890{,}000{,}000.00}\right] x\ US\$\ 185{,}884{,}163.13\right\} +$$

$$\left\{\left[\frac{(US\$\ 2{,}000{,}000{,}000.00\ x\ 0.020)}{US\$\ 1{,}860{,}000{,}000.00}\right] x\ US\$\ 129{,}057{,}062.90\right\} +$$

$$\left\{\left[\frac{(US\$\ 2{,}000{,}000{,}000.00\ x\ 0.020)}{US\$\ 1{,}830{,}000{,}000.00}\right] x\ US\$\ 9{,}307{,}195.26\right\}$$

$$Scheduled\ Principal\ Reduction =$$

$$(0.0204081633\ x\ US\$\ 103{,}795{,}555.08) + (0.0211640212\ x\ US\$\ 185{,}884{,}163.13) + (0.0215053763\ x\ US\$\ 129{,}059{,}062.90) + (0.0218579235\ x\ US\$\ 9{,}307{,}195.26) = \boldsymbol{US\$\ 9{,}031{,}189.67}$$

2) Scheduled Principal Amount for the Series 2014-1 Notes

$$Scheduled\ Principal\ Amount = [US\$\ 2{,}000{,}000{,}000.00\ x\ 0.020] - US\$\ 9{,}031{,}189{,}67$$

$$Scheduled\ Principal\ Amount = US\$\ 40{,}000{,}000.00 - US\$\ 9{,}031{,}189.67 = \boldsymbol{US\$\ 30{,}968{,}810.33}$$

3) Pending Scheduled Principal Amount for the Series 2014-1 Notes

$$Pending\ Scheduled\ Principal\ Amount = US\$\ 30{,}968{,}810.33 + US\$\ 0.00 + US\$\ 0.00\ + US\$\ 0.00$$

$$Pending\ Scheduled\ Principal\ Amount = \boldsymbol{US\$\ 30{,}968{,}810.33}$$

Section (D) – Transfer Amounts Details and Supporting Calculations (cont.)

(i) Series 2014-1 Senior Scheduled Principal Transfer Amount (cont.)

4) Series 2014-1 Senior Scheduled Principal Required Amount

$$Senior\ Scheduled\ Principal\ Required\ Amount = 1\ x\ US\$\ 30{,}968{,}810.33$$

$$Senior\ Scheduled\ Principal\ Required\ Amount = \boldsymbol{US\$\ 30{,}968{,}810.33}$$

5) Series 2014-1 Senior Scheduled Principal Transfer Amount *(not pro rata)*

$$Senior\ Scheduled\ Principal\ Transfer\ Amount = US\$\ 30{,}968{,}810.33 - US\$\ 2{,}091{,}141.24$$

$$Senior\ Scheduled\ Principal\ Transfer\ Amount = \boldsymbol{US\$\ 28{,}877{,}669.09}$$

Pro rata calculation:

$$\frac{(a-b)}{[(a-b) + All\ Other\ Series\ Senior\ Scheduled\ Principal\ Required\ Amount]} = \frac{US\$\ 28{,}877{,}669.09}{US\$\ 45{,}044{,}641.87} = 64.108999187\%$$

Section (D) – Transfer Amounts Details and Supporting Calculations (cont.)

(ii) Series 2014-2 Senior Scheduled Principal Transfer Amount

$$Series\ 2014-2\ Senior\ Scheduled\ Principal\ Transfer\ Amount = (a) - (b)$$

$$Series\ 2014-2\ Senior\ Scheduled\ Principal\ Required\ Amount = (c)\ x \sum (d)$$

$$Pending\ Scheduled\ Principal\ Amount\ for\ the\ Series\ 2014-2\ Notes = (e) + (f) + (g) + (h)$$

$$Scheduled\ Principal\ Amount\ for\ the\ Series\ 2014-2\ Notes = [(i)\ x\ (j)] - (k)$$

(a) Series 2014-2 Senior Scheduled Principal Required Amount
(b) Series 2014-2 Senior Scheduled Principal Subaccount Balance = R$ 2,195,007.12
(c) Series 2014-2 Senior Fraction = 1
(d) Pending Scheduled Principal Amount for the Series 2014-2 Notes
(e) Scheduled Principal Amount for the Series 2014-2 Notes
(f) Any unpaid Scheduled Principal Amount for the Series 2014-2 Notes
(g) Class Sponsor Refund Amount Principal Component for the Series 2014-2 Notes
(h) Class RJS Damages Amount Principal Component for the Series 2014-2 Notes
(i) Class Initial Principal Balance for the Series 2014-2 Notes = R$ 2,400,000,000.00
(j) Decimal equivalent of the fractional percentage for the Series 2014-2 Notes = 0.03571
(k) Any prepayment of Principal made as a result of an Early Amortization Period, according to the Section 8.3.(b) of the Indenture

<u>Supporting Calculations</u>:

1) Prepayment of Principal as a result of an Early Amortization Period

$$Scheduled\ Principal\ Reduction =$$

$$\left\{\left[\frac{(R\$\ 2{,}400{,}000{,}000.00 - R\$\ 960{,}000{,}000.00)x\ 0.03571}{R\$\ 1{,}182{,}888{,}000.00}\right] x\ R\$\ 146{,}266{,}499.10\right\} +$$

$$\left\{\left[\frac{(R\$\ 2{,}400{,}000{,}000.00 - R\$\ 960{,}000{,}000.00)\ x\ 0.03571}{R\$\ 1{,}028{,}620{,}800.00}\right] x\ R\$\ 135{,}754{,}367.55\right\} +$$

$$\left\{\left[\frac{(R\$\ 2{,}400{,}000{,}000.00 - R\$\ 960{,}000{,}000.00)\ x\ 0.03571}{R\$\ 977{,}198{,}400.00}\right] x\ R\$\ 95{,}729{,}872.61\right\} +$$

$$\left\{\left[\frac{(R\$\ 2{,}400{,}000{,}000.00 - R\$\ 960{,}000{,}000.00)\ x\ 0.03571}{R\$\ 925{,}776{,}000.00}\right] x\ R\$\ 8{,}895{,}659.18\right\}$$

$$Scheduled\ Principal\ Reduction =$$

$$(0.0434719094\ x\ R\$\ 146{,}266{,}499.10) + (0.0499916004\ x\ R\$\ 135{,}754{,}367.55) + (0.0526222720\ x\ R\$\ 95{,}729{,}872.61)$$

$$+ (0.0555451859\ x\ R\$\ 8{,}895{,}659.18) = \boldsymbol{R\$\ 18{,}676{,}696.53}$$

2) Scheduled Principal Amount for the Series 2014-2 Notes

$$Scheduled\ Principal\ Amount = [(R\$\ 2{,}400{,}000{,}000.00 - R\$\ 960{,}000{,}000.00)\ x\ 0.03571] - R\$\ 18{,}676{,}696.53$$

$$Scheduled\ Principal\ Amount = R\$\ 51{,}422{,}400.00 - R\$\ 18{,}676{,}696.53 = \boldsymbol{R\$\ 32{,}745{,}703.47}$$

3) Pending Scheduled Principal Amount for the Series 2014-2 Notes

$$Pending\ Scheduled\ Principal\ Amount = R\$\ 32{,}745{,}703.47 + R\$\ 0.00 + R\$\ 0.00\ + R\$\ 0.00$$

$$Pending\ Scheduled\ Principal\ Amount = \boldsymbol{R\$\ 32{,}745{,}703.47}$$

Section (D) – Transfer Amounts Details and Supporting Calculations (cont.)

(ii) Series 2014-2 Senior Scheduled Principal Transfer Amount (cont.)

4) Series 2014-2 Senior Scheduled Principal Required Amount

$$Senior\ Scheduled\ Principal\ Required\ Amount = 1\ x\ R\$\ 32{,}745{,}703.47$$

$$Senior\ Scheduled\ Principal\ Required\ Amount = \boldsymbol{R\$\ 32{,}745{,}703.47}$$

5) Series 2014-2 Senior Scheduled Principal Transfer Amount *(not pro rata)*

$$Senior\ Scheduled\ Principal\ Transfer\ Amount = R\$\ 32{,}745{,}703.47 - R\$\ 2{,}195{,}007.12$$

$$Senior\ Scheduled\ Principal\ Transfer\ Amount = \boldsymbol{R\$\ 30{,}550{,}696.35\ (US\$\ 8{,}101{,}484.05)}$$

Pro rata calculation:

$$\frac{(a-b)}{[(a-b) + All\ Other\ Series\ Senior\ Scheduled\ Principal\ Required\ Amount]} = \frac{US\$\ 8{,}101{,}484.05}{US\$\ 45{,}044{,}641.87} = 17.985455568\%$$

Section (D) – Transfer Amounts Details and Supporting Calculations (cont.)

(iii) Series 2014-3 Senior Scheduled Principal Transfer Amount

$$Series\ 2014-3\ Senior\ Scheduled\ Principal\ Transfer\ Amount = (a) - (b)$$

$$Series\ 2014-3\ Senior\ Scheduled\ Principal\ Required\ Amount = (c)\ x \sum (d)$$

$$Pending\ Scheduled\ Principal\ Amount\ for\ the\ Series\ 2014-3\ Notes = (e) + (f) + (g) + (h)$$

$$Scheduled\ Principal\ Amount\ for\ the\ Series\ 2014-3\ Notes = [(i)\ x\ (j)] - (k)$$

(a) Series 2014-3 Senior Scheduled Principal Required Amount
(b) Series 2014-3 Senior Scheduled Principal Subaccount Balance = US$ 584,052.55
(c) Series 2014-3 Senior Fraction = 1
(d) Pending Scheduled Principal Amount for the Series 2014-3 Notes
(e) Scheduled Principal Amount for the Series 2014-3 Notes
(f) Any unpaid Scheduled Principal Amount for the Series 2014-3 Notes
(g) Class Sponsor Refund Amount Principal Component for the Series 2014-3 Notes
(h) Class RJS Damages Amount Principal Component for the Series 2014-3 Notes
(i) Class Initial Principal Balance for the Series 2014-3 Notes = US$ 1,100,000,000.00
(j) Decimal equivalent of the fractional percentage for the Series 2014-3 Notes = 0.010
(k) Any prepayment of Principal made as a result of an Early Amortization Period, according to the Section 8.3.(b) of the Indenture

<u>Supporting Calculations</u>:

1) Prepayment of Principal as a result of an Early Amortization Period

$$Scheduled\ Principal\ Reduction =$$

$$\left\{\left[\frac{(US\$\ 1{,}100{,}000{,}000.00\ x\ 0.010)}{US\$\ 1{,}100{,}000{,}000.00}\right] x\ US\$\ 163{,}811{,}783.37\right\} +$$

$$\left\{\left[\frac{(US\$\ 1{,}100{,}000{,}000.00\ x\ 0.010)}{US\$\ 1{,}094{,}500{,}000.00}\right] x\ US\$\ 65{,}835{,}487.61\right\} +$$

$$\left\{\left[\frac{(US\$\ 1{,}100{,}000{,}000.00\ x\ 0.010)}{US\$\ 1{,}089{,}000{,}000.00}\right] x\ US\$\ 5{,}017{,}091.90\right\}$$

$$Scheduled\ Principal\ Reduction =$$

$$(0.010\ x\ US\$\ 163{,}811{,}783.37) + (0.0100502513\ x\ US\$\ 65{,}835{,}487.61) + (0.0101010101\ x\ US\$\ 5{,}017{,}091.90)$$

$$= \boldsymbol{US\$\ 2{,}350{,}458.72}$$

2) Scheduled Principal Amount for the Series 2014-3 Notes

$$Scheduled\ Principal\ Amount = [US\$\ 1{,}100{,}000{,}000.00\ x\ 0.010] - US\$\ 2{,}350{,}458.72$$

$$Scheduled\ Principal\ Amount = US\$\ 11{,}000{,}000.00 - US\$\ 2{,}350{,}458.72 = \boldsymbol{US\$\ 8{,}649{,}541.28}$$

3) Pending Scheduled Principal Amount for the Series 2014-3 Notes

$$Pending\ Scheduled\ Principal\ Amount = US\$\ 8{,}649{,}541.28 + US\$\ 0.00 + US\$\ 0.00\ + US\$\ 0.00$$

$$Pending\ Scheduled\ Principal\ Amount = \boldsymbol{US\$\ 8{,}649{,}541.28}$$

Section (D) – Transfer Amounts Details and Supporting Calculations (cont.)

(iii) Series 2014-3 Senior Scheduled Principal Transfer Amount (cont.)

4) Series 2014-3 Senior Scheduled Principal Required Amount

$$Senior\ Scheduled\ Principal\ Required\ Amount = 1\ x\ US\$\ 8{,}649{,}541.28$$

$$Senior\ Scheduled\ Principal\ Required\ Amount = \boldsymbol{US\$\ 8{,}649{,}541.28}$$

5) Series 2014-3 Senior Scheduled Principal Transfer Amount *(not pro rata)*

$$Senior\ Scheduled\ Principal\ Transfer\ Amount = US\$\ 8{,}649{,}841.28 - US\$\ 584{,}052.55$$

$$Senior\ Scheduled\ Principal\ Transfer\ Amount = \boldsymbol{US\$\ 8{,}065{,}488.73}$$

Pro rata calculation:

$$\frac{(a-b)}{[(a-b) + All\ Other\ Series\ Senior\ Scheduled\ Principal\ Required\ Amount]} = \frac{US\$\ 8{,}065{,}488.73}{US\$\ 45{,}044{,}641.87} = 17.905545244\%$$

Section (D) – Transfer Amounts Details and Supporting Calculations (cont.)

Total Series Senior Scheduled Principal Transfer Amount

Transaction Accounts Waterfall	Amount
Net Amount transferred to Collections Account	R$ 953,053.14
Taxation Expenses Transfer Amount	(R$ 57,725.27)
Remaining Amounts	**R$ 895,327.87**

(1) For the Series 2014-1 Senior Scheduled Principal Transfer Amount

$$Remaining\ Amounts\ x\ Series\ 2014-1\ Pro\ rata\ calculation$$

$$R\$\ 895{,}327.87\ x\ 64.108999187\% \ = \boldsymbol{R\$\ 573{,}985.73}\ (\boldsymbol{US\$\ 152{,}210.48})$$

(2) For the Series 2014-2 Senior Scheduled Principal Transfer Amount

$$Remaining\ Amounts\ x\ Series\ 2014-2\ Pro\ rata\ calculation$$

$$R\$\ 895{,}327.87\ x\ 17.985455568\% = \boldsymbol{R\$\ 161{,}028.80}\ (\boldsymbol{US\$\ 42{,}701.88})$$

(3) For the Series 2014-3 Senior Scheduled Principal Transfer Amount

$$Remaining\ Amounts\ x\ Series\ 2014-3\ Pro\ rata\ calculation$$

$$R\$\ 895{,}327.87\ x\ 17.905545244\% = \boldsymbol{R\$\ 160{,}313.34}\ (\boldsymbol{US\$\ 42{,}512.15})$$

Section (D) – Transfer Amounts Details and Supporting Calculations (cont.)

(iv) Taxation Expenses Transfer Amount

1) All funds transferred from Brazil to the Issuer abroad and/or from the Issuer abroad to Brazil are subject to IOF (*Imposto sobre Operações de Crédito, Câmbio e Seguros ou relativos a Títulos ou Valores Mobiliário*) at the rate of 0.38%;

2) All funds transferred from Brazil to the Issuer abroad are subject to IRRF (*Imposto de Renda Retido na Fonte*) at the rate of 15.00%, for the amounts other than related to a portion of Principal Payments that does not represent capital gain as a consequence of exchange rate movement, to fund the Debt Service Reserve Account, to fund the Liquidity Reserve Account and to fund the Trigger Event Reserve Account;

3) All funds drawn from the Debt Service Reserve Account, from the Liquidity Reserve Account and from the Trigger Event Reserve Account outside Brazil to be used for Interest Payment and for the portion of Principal Payment that represents capital gain as a consequence of exchange rate movement are subject to IRRF (*Imposto de Renda Retido na Fonte*) at the rate of 15,00%.

<u>Supporting Calculations</u>:

1) IOF

$$IOF = Amount\ Wired\ Offshore\ x\ 0.38\%$$

$$IOF = US\$\ 194{,}722.64\ x\ 0.38\% = \boldsymbol{US\$\ 739.95\ (R\$\ 2{,}790.35)}$$

2) IRRF

i. Over the funds transferred to the Issuer outside Brazil

(a) Portion of Principal Payments that does not represent capital gain

<u>For the Series 2014-1</u>:

Principal Amortization: US$ 152,210.48
FX Rate (as of 08/02/2018): R$ 3.7710
Acquisition Cost (as of 06/20/2014): R$ 4,148,415,853.35
Initial Principal Amount: US$ 2,000,000,000.00

$$Portion\ of\ Principal\ Payments = \frac{\left[Acquisition\ Cost\ x\left(\frac{Principal\ Payment}{Initial\ Principal\ Amount}\right)\right]}{FX\ Rate}$$

$$Portion\ of\ Principal\ Payments = \frac{\left[R\$\ 4{,}148{,}415{,}853.35\ x\left(\frac{US\$\ 152{,}210.48}{US\$\ 2{,}000{,}000{,}000.00}\right)\right]}{R\$\ 3.7710} = \boldsymbol{US\$\ 83{,}722.14}$$

Section (D) – Transfer Amounts Details and Supporting Calculations (cont.)

(iv) Taxation Expenses Transfer Amount (cont.)

For the Series 2014-3:

Principal Amortization: US$ 42,512.15
FX Rate (as of 08/02/2018): R$ 3.7710
Acquisition Cost (as of 06/20/2014): R$ 2,775,991,813.41
Initial Principal Amount: US$ 1,100,000,000.00

$$Portion\ of\ Principal\ Payments = \frac{\left[Acquisition\ Cost\ x\left(\frac{Principal\ Payment}{Initial\ Principal\ Amount}\right)\right]}{FX\ Rate}$$

$$Portion\ of\ Principal\ Payments = \frac{\left[R\$\ 2{,}775{,}991{,}813.41\ x\left(\frac{US\$\ 42{,}512.15)}{US\$\ 1{,}100{,}000{,}000.00}\right)\right]}{R\$\ 3.7710} = \boldsymbol{US\$\ 28{,}449.99}$$

$$Total\ Portion\ of\ Principal\ Payments = US\$\ 83{,}722.14 + US\$\ 28{,}449.99 = \boldsymbol{US\$\ 112{,}172.13}$$

(b) Deductions

$$Deductions = Portion\ of\ Principal\ Payments + Debt\ Service\ Reserve\ Account + Liquidity\ Reserve\ Account + Trigger\ Event\ Reserve\ Account$$

$$Deductions = US\$\ 112{,}172.13 + US\$\ 0.00 + US\$\ 0.00 + US\$\ 0.00\ = \boldsymbol{US\$\ 112{,}172.13}$$

(c) Amount subject to Tax

$$Amount\ subject\ to\ Tax = Amount\ Wired\ Offshore - Deductions$$

$$Amount\ subject\ to\ Tax = US\$\ 194{,}722.64 - US\$\ 112{,}172.13 = \boldsymbol{US\$\ 82{,}550.51}$$

(d) IRRF

$$IRRF = \left[\frac{(a)}{(1-0.15)}\right] - (a)$$

$$IRRF = \left[\frac{US\$\ 82{,}550.51}{(0.85)}\right] - US\$\ 82{,}550.51 = \boldsymbol{US\$\ 14{,}567.73\ (R\$\ 54{,}934.94)}$$

Total Taxation Expenses

$$US\$\ 739.95 + US\$\ 14{,}567.73 = \boldsymbol{US\$\ 15{,}307.68\ (R\$\ 57{,}725.27)}$$

Section (E) – Transaction Accounts Balance

Collections Account		Amount
Date	Description	
07/17/18	Balance	R$ 0.00
08/02/18	Assigned Oil Revenues and Assigned Oil Revenue Rights	R$ 953,053.14
08/02/18	Taxation Expenses Transfer Amount	(R$ 57,725.27)
08/02/18	To the Series 2014-1 Senior Scheduled Principal Subaccount	(R$ 573,985.73)
08/02/18	To the Series 2014-2 Senior Scheduled Principal Subaccount	(R$ 161,028.80)
08/02/18	To the Series 2014-3 Senior Scheduled Principal Subaccount	(R$ 160,313.34)
Final Balance as of the close of business of August 2, 2018		**R$ 0.00**

Series 2014-2 Special Series Account		Amount
Date	Description	
07/17/18	Balance	R$ 25,119,747.43
08/02/18	Series 2014-2 Senior Scheduled Principal Subaccount	R$ 161,028.80
Final Balance as of the close of business of August 3, 2018		**R$ 25,280,776.23**

Series 2014-2 Special Debt Service Reserve Account		Amount
Date	Description	
07/17/18	Balance	R$ 170,197,994.00
Final Balance as of the close of business of August 2, 2018		**R$ 170,197,994.00**

Special Interest Liquidity Reserve Account		Amount
Date	Description	
07/17/18	Balance	R$ 0.00
Final Balance as of the close of business of August 2, 2018		**R$ 0.00**

Special Interest Trigger Event Reserve Account		Amount
Date	Description	
07/17/18	Balance	R$ 0.00
Final Balance as of the close of business of August 2, 2018		**R$ 0.00**

Section (F) – Other Information

Events	Y / N
Has any Event of Default occurred or continued as of the close of business for the Indenture Trustee on the related Allocation Date?	No
Has any Trigger Event occurred or continued as of the close of business for the Indenture Trustee on the related Allocation Date?	No
Has any Bond Administrator Replacement Event occurred or continued as of the close of business for the Indenture Trustee on the related Allocation Date?	No
Has any Servicer Replacement Event occurred or continued as of the close of business for the Indenture Trustee on the related Allocation Date?	No
Has any Event of Default been declared as of the close of business for the Indenture Trustee on the related Allocation Date?	No
Has any Early Amortization Period been declared as of the close of business for the Indenture Trustee on the related Allocation Date?	No
Has there been the occurrence of conditions which give rise to any Sponsor Refund Obligations or any RJS Damages as of the close of business for the Indenture Trustee on the related Allocation Date?	No

Section (G) – Transfer Instructions

Transaction: Funds to the Senior Scheduled Principal Subaccount			Amount
Type	Account	Name	
Debt	11249600	Revenue Account	(US$ 194,722.63)
Credit	11250200	Series 2014-1 Series Account	US$ 152,210.48
Credit	11348400	Series 2014-3 Series Account	US$ 42,512.15

August 15, 2018

TRANSFER REPORT

This Transfer Report has been prepared by Banco do Brasil S.A., for its role as Bond Administrator in connection with the issuance of (a) US$ 2,000,000,000 aggregate principal amount of 6.25% Series 2014-1 Notes due 2024 (the "Series 2014-1 Notes"); (b) R$ 2,400,000,000 aggregate principal amount of 16.25% Series 2014-2 Notes due 2022 (the "Series 2014-2 Notes"), (c) US$ 1,100,000,000 aggregate principal amount of 6.75% Series 2014-3 Notes due 2027 (the "Series 2014-3 Notes"); and (d) US$ 600,000,000 aggregate principal amount of 8.20% Series 2018-1 Notes due 2028 by Rio Oil Finance Trust and in accordance with the terms set forth in the Amended and Restated Indenture dated as of June 20, 2014, and as amended and restated as of April 03, 2018 (the "Indenture"), in the Amended and Restated Series 2014-1 Indenture Supplement and the Amended and Restated Series 2014-2 Indenture Supplement, dated as of June 20, 2014, and as amended and restated as of March 07, 2018, in the Amended and Restated Series 2014-3 Indenture Supplement dated as of November 21, 2014, and as amended and restated as of March 07, 2018, and in the Series 2018-1 Indenture Supplement dated as of April 19, 2018 (the "Indenture Supplements").

Some of the terms set forth in the Indenture and in the Indenture Supplements were amended by that certain Waiver and Amendment Agreement dated as of October 20, 2015 (the "First Waiver and Amendment Agreement"), by that certain Waiver and Amendment Agreement dated as of June 20, 2016 (the "Second Waiver and Amendment Agreement"), by that certain Waiver and Amendment Agreement dated as of October 11, 2016 (the "Third Waiver and Amendment Agreement"), by that certain Rescission and Amendment Agreement dated as of December 05, 2016 (the "Fourth Rescission and Amendment Agreement"), by that certain Rescission and Amendment Agreement dated as of December 04, 2017 (the "Fifth Rescission and Amendment Agreement"), and by that certain Waiver, Rescission and Amendment Agreement dated as of March 07, 2018 (the "Sixth Waiver, Resscission and Amendment Agreement''), and are fully reflected in all calculations of this Transfer Report.

The duties and obligations of Banco do Brasil S.A. is determined solely by the express provisions of the Indenture and the other Transactions Documents which it is a part, such as the responsibility for making all the calculations and determinations including, but not limited to, Transfer Amounts. Banco do Brasil S.A. shall not be liable except for the performance of such duties and obligations.

Banco do Brasil S.A. may conclusively rely as to the truth of the statements and the correctness of the opinions expressed in any Transaction Document and upon any statements, certificates or opinions furnished in writing to Banco do Brasil S.A. pursuant to any of the Transaction Documents and conforming to the requirements of the Transaction Documents. Banco do Brasil S.A. may conclusively rely upon, and shall be protected in acting or refraining from acting upon, and shall not be bound to make any investigation into the facts or matters stated in a written resolution, certificate, statement, instrument, opinion, report, notice, request, consent, order, note, Officer's Certificate, guaranty or other paper or document reasonably believed by it to be genuine and to have been signed or presented by the proper Person(s).

This Transfer Report is addressed exclusively to Citibank N.A. (the Indenture Trustee) to be used as Transfer Instructions of the Revenue Account Waterfall in each Transfer Date.

For the effects of this Transfer Report, the Reais Allocation Date is August 13, 2018, the Reais Transfer Date is August 13, 2018, the Allocation Date is August 14, 2018 and the Transfer Date is August 15, 2018.

The exchange rate for dollar/reais conversion used in this Transfer Report is R$ 3.903.

Table of Contents

Section (A) – Collections Revenue and Expenses Breakdowns 4

Section (B) – Detailed Excess Amounts in the Transaction Accounts..... 5

Section (C) – Detailed Collections Account Waterfall 6

Section (D) – Detailed Revenue Account Waterfall..... 7

Section (E) – Transfer Amounts Details and Supporting Calculations..... 8

(i) Series 2014-1 Senior Scheduled Principal Transfer Amount 8

(ii) Series 2014-2 Senior Scheduled Principal Transfer Amount 10

(iii) Series 2014-3 Senior Scheduled Principal Transfer Amount 12

(iv) Series 2018-1 Debt Service Reserve Account Transfer Amount..... 14

(v) Taxation Expenses Transfer Amount 16

Section (F) – Transaction Accounts Balance 18

Section (G) – Other Information..... 20

Section (H) – Transfer Instructions 21

Defined Terms

"Allocation Date" shall mean, with respect to any Transfer Date, the Business Day which is immediately prior to such Transfer Date.

"Officer's Certificate" shall mean, in the case any of the Issuer and the Sponsor and the Indenture Trustee, a certificate signed by an Authorized Officer or the president or chairman (or other equivalent officer) of such Person or acting on behalf of such Person.

"Person" shall mean any individual, corporation, company, partnership, joint venture, trust, estate, unincorporated association, Governmental Authority or other entity of whatever nature.

"Reais Allocation Date" shall mean, with respect of any Reais Transfer Date, the Business Day which is immediately prior to such Reais Transfer Date.

"Reais Transfer Date" shall mean each Business Day of each calendar month following a Business Day when, as of the Balance Transfer Time for the Bond Administrator, there are available funds in the Collections Account for allocation in accordance with the Indenture.

"Transaction Documents" shall mean, collectively, the Indenture, the Series 2014-1 Notes, the Series 2014-2 Notes, the Series 2014-1 Indenture Supplement, the Series 2014-2 Indenture Supplement, the Bill of Sale, the Royalties Rights Agreement, the Servicing Agreement, the Pledge Agreement, the Trust Agreement, the Initial Oil Revenue and Rights Bill of Sale, the Banco do Brasil Oil Revenue and Rights Bill of Sale, the Caixa Oil Revenue and Rights Bill of Sale, the Instruments and any Indenture Supplements with respect to future Series of Instruments, and any purchase agreement related to the Instruments.

"Transfer Amount" shall mean, as of any Transfer Date, any of the Issuer Expenses Transfer Amount, the Taxation Expenses Transfer Amount, the Servicer Fee Transfer Amount, the Reserve LC Expenses Transfer Amount, any Debt Service Reserve Account Transfer Amount, any Series Senior Interest Transfer Amount for any Series of Securities, any Series Senior Scheduled Principal Transfer Amount for any Series of Securities, any Series Senior Excess Scheduled Principal Transfer Amount for any Series of Securities, any Series Senior Accelerated Principal Transfer Amount for any Series of Securities, any Series Senior Excess Accelerated Principal Transfer amount for any Series of Securities, any Series Subordinated Interest Transfer Amount for any Series of Securities, any Series Subordinated Scheduled Principal Transfer Amount for any Series of Securities, and/or any Series Subordinated Accelerated Principal Transfer Amount for any Series of Securities, each as of such Transfer Date.

"Transfer Date" shall mean each Business Day of each calendar month when there are available funds in the Revenue Account for distribution in accordance with the Revenue Account Waterfall.

"Transfer Instructions" shall have the meaning set forth in Section 4.10(b) of the Indenture, as follow *"On any Reais Transfer Date, prior to transferring any amounts, the Bond Administrator shall (i) first calculate the allocation of funds assuming that (A) the full amount of funds available for transfer on such Reais Transfer Date are allocated for transfer in accordance with the Collections Account Waterfall and (B) the full amount of funds available for transfer on such Transfer Date are allocated for transfer on such Transfer Date in accordance with the Revenue Account Waterfall and the Bond Administrator shall reduce such calculations to written transfer instructions for such Reais Transfer Date, the related Transfer Date or a related Payment Date.*"

Section (A) – Collections Revenue and Expense Breakdowns

The tables below show the total Collections and any other amounts received by the Servicer on such Reais Allocation Date, with respect to the Collateral of the transaction.

RJS Oil Revenues and RJS Oil Revenue Rights	Amount
Royalties – up to 5% (Law Nº 7,990 of December 28, 1989)	R$ 0.00
Royalties – more than 5% (Law Nº 9,478 of August 6, 1997)	R$ 0.00
Special Participations (Law Nº 9,478 of August 6, 1997)	R$ 2,558,832,792.61
FEP (Special Petroleum Fund) – Law Nº 7,990 and Law Nº 9,478	R$ 0.00
Total amount transferred to RJS Oil Revenues Dedicated Account	**R$ 2,558,832,792.61**

Statutory Oil Revenue Allocations by RJS	Amount
PASEP (Program for the Formation of Assets of Public Servants)	(R$ 25,588,327.92)
FECAM (State Fund for Environmental Conservation and Urban Development) [1]	R$ 0.00
Municipalities within RJS	R$ 0.00
Brazilian Federal Government (Assignment Agreement of October 29, 1999)	R$ 0.00
Conta B (State Decree Nº 43,783 of September 12, 2012)	R$ 0.00
Total RJS Oil Revenue Allocations	**(R$ 25,588,327.92)**

Assigned Oil Revenues and Assigned Oil Revenue Rights	Amount
RJS Oil Revenues and RJS Oil Revenue Rights	R$ 2,558,832,792.61
RJS Oil Revenue Allocations	(R$ 25,588,327.92)
Net amount transferred to Collections Account	**R$ 2,533,244,464.69**

1) According to the Amendment to the State of Rio de Janeiro Constitution Nº 70 of December 12, 2017 and the State Law Nº 178 of December 20, 2017 (the "FECAM Subordination Legislation"), amounts related to FECAM Allocation are not deducted from Royalties and Special Participations, but instead are allocated according to priority fifteenth of the Revenue Account Waterfall (Section 4.3.(o) of the Indenture).

Section (B) – Detailed Excess Amounts in the Transaction Accounts

The tables below show the detailed calculations for the excess amounts in Transaction Accounts, as of August 13, 2018:

	Series 2014-1 Notes		
	(1)	(2)	(3)
A. Balance	US$ 30,794,610.78	US$ 2,243,351.72	US$ 221,779,946.40
B. Required Amount	US$ 30,794,610.78	US$ 30,968,810.33	US$ 216,724,744.37
C. Available Funds (A – B)	**US$ 0.00**	**(US$ 28,725,458.61)**	**US$ 5,055,202.04**

	Series 2014-2 Notes		
	(1)	(2)	(3)
A. Balance	R$ 22,908,623.06	R$ 2,383,810.11	R$ 172,465,757.26
B. Required Amount	R$ 22,908,623.06	R$ 32,745,703.47	R$ 165,182,272.02
C. Available Funds (A – B)	**R$ 0.00**	**(R$ 30,361,893.36)**	**R$ 7,283,485.24**

	Series 2014-3 Notes		
	(1)	(2)	(3)
A. Balance	US$ 20,329,926.59	US$ 626,564.70	US$ 103,079,000.63
B. Required Amount	US$ 20,329,926.59	US$ 8,649,541.28	US$ 101,590,770.30
C. Available Funds (A – B)	**US$ 0.00**	**(US$ 8,022,976.58)**	**US$ 1,488,230.33**

	Series 2018-1 Notes		
	(1)	(2)	(3)
A. Balance	US$ 12,300,000.00	US$ 0.00	US$ 40,276,470.59
B. Required Amount	US$ 12,300,000.00	US$ 0.00	US$ 43,411,764.72
C. Available Funds (A – B)	**US$ 0.00**	**US$ 0.00**	**(US$ 3,135,294.13)**

(1) Series Senior Interest Subaccount
(2) Series Senior Scheduled Principal Subaccount
(3) Series Debt Service Reserve Account

Total Excess Amount

$$US\$\ 5{,}055{,}202.04 + US\$\ 1{,}866{,}124.83 + US\$\ 1{,}488{,}230.33$$
$$= \boldsymbol{US\$\ 8{,}409{,}557.20\ (R\$\ 32{,}822{,}501.76)}$$

Section (C) – Detailed Collections Account Waterfall

Collections Account Waterfall		Amount
Priority	**Description**	
First	Taxation Expenses Transfer Amount	(R$ 11,717,933.79)
Second	(i) Servicer Fee Transfer Amount	R$ 0.00
	(ii) Bond Administrator Fees Transfer Amount	R$ 0.00
	(iii) Brazilian Collateral Agent Fees Transfer Amount	R$ 0.00
	(iv) Excess Companhia Securitizadora Expenses Transfer Amount	R$ 0.00
Third	(i) to the Revenue Account	(R$ 155,666,195.53)
	(ii) (A) to the Series 2014-2 Special Series Account	(R$ 30,361,893.36)
	(ii) (B) to the Series 2014-2 Special Debt Service Reserve Account	R$ 0.00
	(ii) (C) to the Special Interest Liquidity Reserve Account	R$ 0.00
	(ii) (D) to the Special Interest Trigger Event Reserve Account	R$ 0.00
	(iii) to the holder of the Sponsor Note and/or RJS	(R$ 2,368,320,943.77)
Fourth	(i) (A), (B), (C) and (D)	R$ 0.00
	(ii) to the holder of the Sponsor Note and to RJS	R$ 0.00
Total Debt		**(R$ 2,566,066,966.45)**

Section (D) – Detailed Revenue Account Waterfall

Revenue Account Waterfall		Amount
Priority	**Description**	
First	Issuer Expenses Transfer Amount	US$ 0.00
Second	To the Series 2014-1 Senior Interest Subaccount	US$ 0.00
	To the Series 2014-2 Senior Interest Subaccount	US$ 0.00
	To the Series 2014-3 Senior Interest Subaccount	US$ 0.00
	To the Series 2018-1 Senior Interest Subaccount	US$ 0.00
Third	To the Series 2014-1 Senior Scheduled Principal Subaccount	(US$ 28,725,458.61)
	To the Series 2014-2 Senior Scheduled Principal Subaccount	(US$ 7,779,116.93)
	To the Series 2014-3 Senior Scheduled Principal Subaccount	(US$ 8,022,976.58)
	To the Series 2018-1 Senior Scheduled Principal Subaccount	US$ 0.00
Fourth	To the Series 2014-1 Debt Service Reserve Account	US$ 0.00
	To the Series 2014-2 Debt Service Reserve Account	US$ 0.00
	To the Series 2014-3 Debt Service Reserve Account	US$ 0.00
	To the Series 2018-1 Debt Service Reserve Account	(US$ 3,135,294.13)
Fifth	(i) To the Liquidity Reserve Account	US$ 0.00
	(ii) To the Special Interest Liquidity Reserve Account	US$ 0.00
Sixth	To the Series 2014-1 Senior Accelerated Principal Subaccount	US$ 0.00
	To the Series 2014-2 Senior Accelerated Principal Subaccount	US$ 0.00
	To the Series 2014-3 Senior Accelerated Principal Subaccount	US$ 0.00
	To the Series 2018-1 Senior Accelerated Principal Subaccount	US$ 0.00
Seventh	To the Series 2014-1 Senior Excess Interest Subaccount	US$ 0.00
	To the Series 2014-2 Senior Excess Interest Subaccount	US$ 0.00
	To the Series 2014-3 Senior Excess Interest Subaccount	US$ 0.00
	To the Series 2018-1 Senior Excess Interest Subaccount	US$ 0.00
Eighth	To the Series 2014-1 Senior Excess Scheduled Principal Subaccount	US$ 0.00
	To the Series 2014-2 Senior Excess Scheduled Principal Subaccount	US$ 0.00
	To the Series 2014-3 Senior Excess Scheduled Principal Subaccount	US$ 0.00
	To the Series 2018-1 Senior Excess Scheduled Principal Subaccount	US$ 0.00
Ninth	To the Series 2014-1 Senior Excess Accelerated Principal Subaccount	US$ 0.00
	To the Series 2014-2 Senior Excess Accelerated Principal Subaccount	US$ 0.00
	To the Series 2014-3 Senior Excess Accelerated Principal Subaccount	US$ 0.00
	To the Series 2018-1 Senior Excess Accelerated Principal Subaccount	US$ 0.00
Tenth	(i) to the Trigger Event Reserve Account	US$ 0.00
	(ii) to the Special Interest Trigger Event Reserve Account	US$ 0.00
Eleventh	Not applicable	US$ 0.00
Twelfth	Not applicable	US$ 0.00
Thirteenth	Not applicable	US$ 0.00
Fourteenth	To the Reserve LC Expenses Subaccount	US$ 0.00
Fifteenth	To the holder of the Sponsor Note and to RJS	(US$ 606,795,015.06)
Total Debt		**(US$ 654,457,861.31)**

Section (E) – Transfer Amounts Details and Supporting Calculations

(i) Series 2014-1 Senior Scheduled Principal Transfer Amount

$$Series\ 2014-1\ Senior\ Scheduled\ Principal\ Transfer\ Amount = (a) - (b)$$

$$Series\ 2014-1\ Senior\ Scheduled\ Principal\ Required\ Amount = (c)\ x \sum (d)$$

$$Pending\ Scheduled\ Principal\ Amount\ for\ the\ Series\ 2014-1\ Notes = (e) + (f) + (g) + (h)$$

$$Scheduled\ Principal\ Amount\ for\ the\ Series\ 2014-1\ Notes = [(i)\ x\ (j)] - (k)$$

(a) Series 2014-1 Senior Scheduled Principal Required Amount
(b) Series 2014-1 Senior Scheduled Principal Subaccount Balance = US$ 2,243,351.72
(c) Series 2014-1 Senior Fraction = 1
(d) Pending Scheduled Principal Amount for the Series 2014-1 Notes
(e) Scheduled Principal Amount for the Series 2014-1 Notes
(f) Any unpaid Scheduled Principal Amount for the Series 2014-1 Notes
(g) Class Sponsor Refund Amount Principal Component for the Series 2014-1 Notes
(h) Class RJS Damages Amount Principal Component for the Series 2014-1 Notes
(i) Class Initial Principal Balance for the Series 2014-1 Notes = US$ 2,000,000,000.00
(j) Decimal equivalent of the fractional percentage for the Series 2014-1 Notes = 0.020
(k) Any prepayment of Principal made as a result of an Early Amortization Period, according to the Section 8.3.(b) of the Indenture

<u>Supporting Calculations</u>:

1) Prepayment of Principal as a result of an Early Amortization Period

$$Scheduled\ Principal\ Reduction =$$

$$\left\{\left[\frac{(US\$\ 2{,}000{,}000{,}000.00\ x\ 0.020)}{US\$\ 1{,}960{,}000{,}000.00}\right] x\ US\$\ 103{,}795{,}555.08\right\} +$$

$$\left\{\left[\frac{(US\$\ 2{,}000{,}000{,}000.00\ x\ 0.020)}{US\$\ 1{,}890{,}000{,}000.00}\right] x\ US\$\ 185{,}884{,}163.13\right\} +$$

$$\left\{\left[\frac{(US\$\ 2{,}000{,}000{,}000.00\ x\ 0.020)}{US\$\ 1{,}860{,}000{,}000.00}\right] x\ US\$\ 129{,}057{,}062.90\right\} +$$

$$\left\{\left[\frac{(US\$\ 2{,}000{,}000{,}000.00\ x\ 0.020)}{US\$\ 1{,}830{,}000{,}000.00}\right] x\ US\$\ 9{,}307{,}195.26\right\}$$

$$Scheduled\ Principal\ Reduction =$$

$$(0.0204081633\ x\ US\$\ 103{,}795{,}555.08) + (0.0211640212\ x\ US\$\ 185{,}884{,}163.13) + (0.0215053763\ x\ US\$\ 129{,}059{,}062.90) + (0.0218579235\ x\ US\$\ 9{,}307{,}195.26) = \boldsymbol{US\$\ 9{,}031{,}189.67}$$

2) Scheduled Principal Amount for the Series 2014-1 Notes

$$Scheduled\ Principal\ Amount = [US\$\ 2{,}000{,}000{,}000.00\ x\ 0.020] - US\$\ 9{,}031{,}189{,}67$$

$$Scheduled\ Principal\ Amount = US\$\ 40{,}000{,}000.00 - US\$\ 9{,}031{,}189.67 = \boldsymbol{US\$\ 30{,}968{,}810.33}$$

3) Pending Scheduled Principal Amount for the Series 2014-1 Notes

$$Pending\ Scheduled\ Principal\ Amount = US\$\ 30{,}968{,}810.33 + US\$\ 0.00 + US\$\ 0.00\ + US\$\ 0.00$$

$$Pending\ Scheduled\ Principal\ Amount = \boldsymbol{US\$\ 30{,}968{,}810.33}$$

Section (E) – Transfer Amounts Details and Supporting Calculations (cont.)

(i) Series 2014-1 Senior Scheduled Principal Transfer Amount (cont.)

4) Series 2014-1 Senior Scheduled Principal Required Amount

$$Senior\ Scheduled\ Principal\ Required\ Amount = 1\ x\ US\$\ 30{,}968{,}810.33$$

$$Senior\ Scheduled\ Principal\ Required\ Amount = \boldsymbol{US\$\ 30{,}968{,}810.33}$$

5) Series 2014-1 Senior Scheduled Principal Transfer Amount *(not pro rata)*

$$Senior\ Scheduled\ Principal\ Transfer\ Amount = US\$\ 30{,}968{,}810.33 - US\$\ 2{,}243{,}351.72$$

$$Senior\ Scheduled\ Principal\ Transfer\ Amount = \boldsymbol{US\$\ 28{,}725{,}458.61}$$

Section (E) – Transfer Amounts Details and Supporting Calculations (cont.)

(ii) Series 2014-2 Senior Scheduled Principal Transfer Amount

$$Series\ 2014-2\ Senior\ Scheduled\ Principal\ Transfer\ Amount = (a) - (b)$$

$$Series\ 2014-2\ Senior\ Scheduled\ Principal\ Required\ Amount = (c)\ x \sum (d)$$

$$Pending\ Scheduled\ Principal\ Amount\ for\ the\ Series\ 2014-2\ Notes = (e) + (f) + (g) + (h)$$

$$Scheduled\ Principal\ Amount\ for\ the\ Series\ 2014-2\ Notes = [(i)\ x\ (j)] - (k)$$

(a) Series 2014-2 Senior Scheduled Principal Required Amount
(b) Series 2014-2 Senior Scheduled Principal Subaccount Balance = R$ 2,383,810.11
(c) Series 2014-2 Senior Fraction = 1
(d) Pending Scheduled Principal Amount for the Series 2014-2 Notes
(e) Scheduled Principal Amount for the Series 2014-2 Notes
(f) Any unpaid Scheduled Principal Amount for the Series 2014-2 Notes
(g) Class Sponsor Refund Amount Principal Component for the Series 2014-2 Notes
(h) Class RJS Damages Amount Principal Component for the Series 2014-2 Notes
(i) Class Initial Principal Balance for the Series 2014-2 Notes = R$ 2,400,000,000.00
(j) Decimal equivalent of the fractional percentage for the Series 2014-2 Notes = 0.03571
(k) Any prepayment of Principal made as a result of an Early Amortization Period, according to the Section 8.3.(b) of the Indenture

<u>Supporting Calculations</u>:

1) Prepayment of Principal as a result of an Early Amortization Period

$$Scheduled\ Principal\ Reduction =$$

$$\left\{\left[\frac{(R\$\ 2{,}400{,}000{,}000.00 - R\$\ 960{,}000{,}000.00)x\ 0.03571}{R\$\ 1{,}182{,}888{,}000.00}\right] x\ R\$\ 146{,}266{,}499.10\right\} +$$

$$\left\{\left[\frac{(R\$\ 2{,}400{,}000{,}000.00 - R\$\ 960{,}000{,}000.00)\ x\ 0.03571}{R\$\ 1{,}028{,}620{,}800.00}\right] x\ R\$\ 135{,}754{,}367.55\right\} +$$

$$\left\{\left[\frac{(R\$\ 2{,}400{,}000{,}000.00 - R\$\ 960{,}000{,}000.00)\ x\ 0.03571}{R\$\ 977{,}198{,}400.00}\right] x\ R\$\ 95{,}729{,}872.61\right\} +$$

$$\left\{\left[\frac{(R\$\ 2{,}400{,}000{,}000.00 - R\$\ 960{,}000{,}000.00)\ x\ 0.03571}{R\$\ 925{,}776{,}000.00}\right] x\ R\$\ 8{,}895{,}659.18\right\}$$

$$Scheduled\ Principal\ Reduction =$$

$$(0.0434719094\ x\ R\$\ 146{,}266{,}499.10) + (0.0499916004\ x\ R\$\ 135{,}754{,}367.55) + (0.0526222720\ x\ R\$\ 95{,}729{,}872.61)$$

$$+ (0.0555451859\ x\ R\$\ 8{,}895{,}659.18) = \boldsymbol{R\$\ 18{,}676{,}696.53}$$

2) Scheduled Principal Amount for the Series 2014-2 Notes

$$Scheduled\ Principal\ Amount = [(R\$\ 2{,}400{,}000{,}000.00 - R\$\ 960{,}000{,}000.00)\ x\ 0.03571] - R\$\ 18{,}676{,}696.53$$

$$Scheduled\ Principal\ Amount = R\$\ 51{,}422{,}400.00 - R\$\ 18{,}676{,}696.53 = \boldsymbol{R\$\ 32{,}745{,}703.47}$$

3) Pending Scheduled Principal Amount for the Series 2014-2 Notes

$$Pending\ Scheduled\ Principal\ Amount = R\$\ 32{,}745{,}703.47 + R\$\ 0.00 + R\$\ 0.00\ + R\$\ 0.00$$

$$Pending\ Scheduled\ Principal\ Amount = \boldsymbol{R\$\ 32{,}745{,}703.47}$$

Section (E) – Transfer Amounts Details and Supporting Calculations (cont.)

(ii) Series 2014-2 Senior Scheduled Principal Transfer Amount (cont.)

4) Series 2014-2 Senior Scheduled Principal Required Amount

$$Senior\ Scheduled\ Principal\ Required\ Amount = 1\ x\ R\$\ 32{,}745{,}703.47$$

$$Senior\ Scheduled\ Principal\ Required\ Amount = \boldsymbol{R\$\ 32{,}745{,}703.47}$$

5) Series 2014-2 Senior Scheduled Principal Transfer Amount *(not pro rata)*

$$Senior\ Scheduled\ Principal\ Transfer\ Amount = R\$\ 32{,}745{,}703.47 - R\$\ 2{,}383{,}810.11$$

$$Senior\ Scheduled\ Principal\ Transfer\ Amount = \boldsymbol{R\$\ 30{,}361{,}893.36}\ (\boldsymbol{US\$\ 7{,}779{,}116.93})$$

Section (E) – Transfer Amounts Details and Supporting Calculations (cont.)

(iii) Series 2014-3 Senior Scheduled Principal Transfer Amount

$$Series\ 2014-3\ Senior\ Scheduled\ Principal\ Transfer\ Amount = (a) - (b)$$

$$Series\ 2014-3\ Senior\ Scheduled\ Principal\ Required\ Amount = (c)\ x \sum (d)$$

$$Pending\ Scheduled\ Principal\ Amount\ for\ the\ Series\ 2014-3\ Notes = (e) + (f) + (g) + (h)$$

$$Scheduled\ Principal\ Amount\ for\ the\ Series\ 2014-3\ Notes = [(i)\ x\ (j)] - (k)$$

(a) Series 2014-3 Senior Scheduled Principal Required Amount
(b) Series 2014-3 Senior Scheduled Principal Subaccount Balance = US$ 626.564.70
(c) Series 2014-3 Senior Fraction = 1
(d) Pending Scheduled Principal Amount for the Series 2014-3 Notes
(e) Scheduled Principal Amount for the Series 2014-3 Notes
(f) Any unpaid Scheduled Principal Amount for the Series 2014-3 Notes
(g) Class Sponsor Refund Amount Principal Component for the Series 2014-3 Notes
(h) Class RJS Damages Amount Principal Component for the Series 2014-3 Notes
(i) Class Initial Principal Balance for the Series 2014-3 Notes = US$ 1,100,000,000.00
(j) Decimal equivalent of the fractional percentage for the Series 2014-3 Notes = 0.010
(k) Any prepayment of Principal made as a result of an Early Amortization Period, according to the Section 8.3.(b) of the Indenture

<u>Supporting Calculations</u>:

1) Prepayment of Principal as a result of an Early Amortization Period

$$Scheduled\ Principal\ Reduction =$$

$$\left\{\left[\frac{(US\$\ 1{,}100{,}000{,}000.00\ x\ 0.010)}{US\$\ 1{,}100{,}000{,}000.00}\right] x\ US\$\ 163{,}811{,}783.37\right\} +$$

$$\left\{\left[\frac{(US\$\ 1{,}100{,}000{,}000.00\ x\ 0.010)}{US\$\ 1{,}094{,}500{,}000.00}\right] x\ US\$\ 65{,}835{,}487.61\right\} +$$

$$\left\{\left[\frac{(US\$\ 1{,}100{,}000{,}000.00\ x\ 0.010)}{US\$\ 1{,}089{,}000{,}000.00}\right] x\ US\$\ 5{,}017{,}091.90\right\}$$

$$Scheduled\ Principal\ Reduction =$$

$$(0.010\ x\ US\$\ 163{,}811{,}783.37) + (0.0100502513\ x\ US\$\ 65{,}835{,}487.61) + (0.0101010101\ x\ US\$\ 5{,}017{,}091.90)$$

$$= \boldsymbol{US\$\ 2{,}350{,}458.72}$$

2) Scheduled Principal Amount for the Series 2014-3 Notes

$$Scheduled\ Principal\ Amount = [US\$\ 1{,}100{,}000{,}000.00\ x\ 0.010] - US\$\ 2{,}350{,}458.72$$

$$Scheduled\ Principal\ Amount = US\$\ 11{,}000{,}000.00 - US\$\ 2{,}350{,}458.72 = \boldsymbol{US\$\ 8{,}649{,}541.28}$$

3) Pending Scheduled Principal Amount for the Series 2014-3 Notes

$$Pending\ Scheduled\ Principal\ Amount = US\$\ 8{,}649{,}541.28 + US\$\ 0.00 + US\$\ 0.00\ + US\$\ 0.00$$

$$Pending\ Scheduled\ Principal\ Amount = \boldsymbol{US\$\ 8{,}649{,}541.28}$$

Section (E) – Transfer Amounts Details and Supporting Calculations (cont.)

(iii) Series 2014-3 Senior Scheduled Principal Transfer Amount (cont.)

4) Series 2014-3 Senior Scheduled Principal Required Amount

$$Senior\ Scheduled\ Principal\ Required\ Amount = 1\ x\ US\$\ 8{,}649{,}541.28$$

$$Senior\ Scheduled\ Principal\ Required\ Amount = \boldsymbol{US\$\ 8{,}649{,}541.28}$$

5) Series 2014-3 Senior Scheduled Principal Transfer Amount *(not pro rata)*

$$Senior\ Scheduled\ Principal\ Transfer\ Amount = US\$\ 8{,}649{,}541.28 - US\$\ 626{,}564.70$$

$$Senior\ Scheduled\ Principal\ Transfer\ Amount = \boldsymbol{US\$\ 8{,}022{,}976.58}$$

Section (E) – Transfer Amounts Details and Supporting Calculations (cont.)

(iv) Series 2018-1 Debt Service Reserve Account Transfer Amount

$$Series\ 2018-1\ Debt\ Service\ Reserve\ Account\ Transfer\ Amount = (b) - (c)$$

$$Series\ 2018-1\ Debt\ Service\ Reserve\ Account\ Required\ Amount = (d) + (e)$$

$$Series\ 2018-1\ Baseline\ Debt\ Service\ Reserve\ Account\ Required\ Amount = (f) + (g)$$

$$Series\ 2018-1\ Additional\ Debt\ Service\ Reserve\ Account\ Required\ Amount = [0.5\ x\ (d)] - [(h)\ x\ (i)]$$

$$Series\ 2018-1\ Liquidity\ Reserve\ Account\ Participation\ Fraction = \frac{(j)}{(k)}$$

(a) Series 2018-1 Debt Service Reserve Account Transfer Amount
(b) Series 2018-1 Debt Service Reserve Account Required Amount
(c) Series 2018-1 Debt Service Reserve Account Balance = US$ 40,276,470.59
(d) Series 2018-1 Baseline Debt Service Reserve Account Required Amount
(e) Series 2018-1 Additional Debt Service Reserve Account Required Amount
(f) Class Interest Amount for the Series 2018-1 Notes for the next two Scheduled Payment Dates
(g) Scheduled Principal Amounts for the Series 2018-1 Notes for the next two Scheduled Payment Dates
(h) Series 2018-1 Liquidity Reserve Account Participating Fraction
(i) Liquidity Reserve Account Balance = US$ 0.00
(j) Series 2018-1 Class Principal Balance = US$ 600,000,000.00
(k) Sum of Class Principal Balance of all Liquidity Reserve Participating Securities

Supporting Calculations:

1) Series 2018-1 Baseline Debt Service Reserve Account Required Amount

Series 2018-1 Debt Service	Amount
October 06, 2018 Class Interest Amount	US$ 12,300,000.00
October 06, 2018 Scheduled Principal Amount	US$ 0.00
January 06, 2019 Class Interest Amount	US$ 12,300,000.00
January 06, 2019 Scheduled Principal Amount	US$ 0.00
Total	**US$ 24,600.000.00**

The Series 2018-1 Baseline Debt Service Reserve Account needs to be funded considering the Income Tax of 15% that would be retained in Brazil in the case of using the amount deposited into this account to pay interest and/or principal, calculated as per below:

$$Required\ Amount = \frac{US\$\ 24{,}600{,}000.00}{(1 - 0{,}15)} = \boldsymbol{US\$\ 28{,}941{,}176.48}$$

Section (E) – Transfer Amounts Details and Supporting Calculations (cont.)

(iv) Series 2018-1 Debt Service Reserve Account Transfer Amount (cont.)

2) Series 2018-1 Liquidity Reserve Account Participation Fraction

Liquidity Reserve Account Participation Securities	Class Principal Balance
Series 2014-1 Notes	US$ 1,331,658,844.37
Series 2014-3 Notes	US$ 830,355,962.71
Series 2018-1 Notes	US$ 600,000,000.00
Total	**US$ 2,762,014,807.08**

$$Series\ 2018-1\ Liquidity\ Reserve\ Account\ Participation\ Fraction = \frac{US\$\ 600,000,000.00}{US\$\ 2,762,014,807.08} = 0.217232724$$

3) Series 2018-1 Additional Debt Service Reserve Account Required Amount

$$Series\ 2018-1\ Additional\ Debt\ Service\ Reserve\ Account\ Required\ Amount = [0.5\ x\ US\$\ 28,941,176.48] - [0.217232724\ x\ US\$\ 0.00]$$

$$Series\ 2018-1\ Additional\ Debt\ Service\ Reserve\ Account\ Required\ Amount = US\$\ 14,470,588.24 - US\$\ 0.00$$

$$Series\ 2018-1\ Additional\ Debt\ Service\ Reserve\ Account\ Required\ Amount = \boldsymbol{US\$\ 14,470,588.24}$$

4) Series 2018-1 Debt Service Reserve Account Required Amount

$$Series\ 2018-1\ Debt\ Service\ Reserve\ Account\ Required\ Amount = US\$\ 28,941,176.48 + US\$\ 14,470,588.24$$

$$Series\ 2018-1\ Debt\ Service\ Reserve\ Account\ Required\ Amount = \boldsymbol{US\$\ 43,411,764.72}$$

5) Series 2018-1 Debt Service Reserve Account Transfer Amount *(not pro rata)*

$$Series\ 2018-1\ Debt\ Service\ Reserve\ Account\ Transfer\ Amount = US\$\ 43,411,764.72 - US\$\ 40,276,470.59$$

$$Series\ 2018-1\ Debt\ Service\ Reserve\ Account\ Transfer\ Amount = \boldsymbol{US\$\ 3,135,294.13}$$

Section (E) – Transfer Amounts Details and Supporting Calculations (cont.)

(v) Taxation Expenses Transfer Amount

1) All funds transferred from Brazil to the Issuer abroad and/or from the Issuer abroad to Brazil are subject to IOF (*Imposto sobre Operações de Crédito, Câmbio e Seguros ou relativos a Títulos ou Valores Mobiliários*) at the rate of 0.38%;

2) All funds transferred from Brazil to the Issuer abroad are subject to IRRF (*Imposto de Renda Retido na Fonte*) at the rate of 15.00%, for the amounts other than related to a portion of Principal Payments that does not represent capital gain as a consequence of exchange rate movement, to fund the Debt Service Reserve Account, to fund the Liquidity Reserve Account and to fund the Trigger Event Reserve Account;

3) All funds drawn from the Debt Service Reserve Account, from the Liquidity Reserve Account and from the Trigger Event Reserve Account outside Brazil to be used for Interest Payment and for the portion of Principal Payment that represents capital gain as a consequence of exchange rate movement are subject to IRRF (*Imposto de Renda Retido na Fonte*) at the rate of 15,00%.

<u>Supporting Calculations</u>:

1) IOF

$$IOF = Amount\ Wired\ Offshore\ x\ 0.38\%$$

$$IOF = US\$\ 33{,}340{,}296.96^{1}\ x\ 0.38\% = \boldsymbol{US\$\ 126{,}693.13}\ (\boldsymbol{R\$\ 494{,}483.28})$$

2) IRRF

i. Over the funds transferred to the Issuer outside Brazil

(a) Portion of Principal Payments that does not represent capital gain

<u>For the Series 2014-1</u>:

Principal Amortization: US$ 28,725,458.61
FX Rate (as of 08/13/2018): R$ 3.9030
Acquisition Cost (as of 06/20/2014): R$ 4,148,415,853.35
Initial Principal Amount: US$ 2,000,000,000.00

$$Portion\ of\ Principal\ Payments = \frac{\left[Acquisition\ Cost\ x\left(\frac{Principal\ Payment}{Initial\ Principal\ Amount}\right)\right]}{FX\ Rate}$$

$$Portion\ of\ Principal\ Payments = \frac{\left[R\$\ 4{,}148{,}415{,}853.35\ x\left(\frac{US\$\ 28{,}725{,}458.61}{US\$\ 2{,}000{,}000{,}000.00}\right)\right]}{R\$\ 3.9030} = \boldsymbol{US\$\ 15{,}265{,}840.11}$$

Note 1) The amount that should be wired offshore is US$ 39,883,729.33, considering the sum of Series 2014-1 Senior Scheduled Principal Transfer Amount, Series 2014-3 Senior Scheduled Principal Transfer Amount and Series 2018-1 Debt Service Reserve Account Transfer Amount minus excess amounts in transaction accounts offshore (US$ 6,543,432.37).

Section (E) – Transfer Amounts Details and Supporting Calculations (cont.)

(v) Taxation Expenses Transfer Amount (cont.)

<u>For the Series 2014-3</u>:

Principal Amortization: US$ 8,022,976.58
FX Rate (as of 08/13/2018): R$ 3.9030
Acquisition Cost (as of 06/20/2014): R$ 2,775,991,813.41
Initial Principal Amount: US$ 1,100,000,000.00

$$Portion\ of\ Principal\ Payments = \frac{\left[Acquisition\ Cost\ x\left(\frac{Principal\ Payment}{Initial\ Principal\ Amount}\right)\right]}{FX\ Rate}$$

$$Portion\ of\ Principal\ Payments = \frac{\left[R\$\ 2{,}775{,}991{,}813.41\ x\left(\frac{US\$\ 8{,}022{,}976.58}{US\$\ 1{,}100{,}000{,}000.00}\right)\right]}{R\$\ 3.9030} = \boldsymbol{US\$\ 5{,}187{,}552.07}$$

$$Total\ Portion\ of\ Principal\ Payments = US\$\ 15{,}265{,}840.11 + US\$\ 5{,}187{,}552.07 = \boldsymbol{US\$\ 20{,}453{,}392.18}$$

(b) Deductions

$$Deductions = Portion\ of\ Principal\ Payments + Debt\ Service\ Reserve\ Account + Liquidity\ Reserve\ Account + Trigger\ Event\ Reserve\ Account$$

$$Deductions = US\$\ 20{,}453{,}392.18 + US\$\ 3{,}135{,}294.13 + US\$\ 0.00 + US\$\ 0.00 = \boldsymbol{US\$\ 23{,}588{,}686.31}$$

(c) Amount subject to Tax

$$Amount\ subject\ to\ Tax = Amount\ Wired\ Offshore - Deductions$$

$$Amount\ subject\ to\ Tax = US\$\ 39{,}883{,}729.33 - US\$\ 23{,}588{,}686.31 = \boldsymbol{US\$\ 16{,}295{,}043.02}$$

(d) IRRF

$$IRRF = \left[\frac{(a)}{(1-0.15)}\right] - (a)$$

$$IRRF = \left[\frac{US\$\ 16{,}295{,}043.02}{(0.85)}\right] - US\$\ 16{,}295{,}043.02 = \boldsymbol{US\$\ 2{,}875{,}595.82}\ (\boldsymbol{R\$\ 11{,}223{,}450.51})$$

Total Taxation Expenses

$$US\$\ 126{,}693.13 + US\$\ 2{,}875{,}595.82 = \boldsymbol{US\$\ 3{,}002{,}288.95}\ (\boldsymbol{R\$\ 11{,}717{,}933.79})$$

Section (F) – Transaction Accounts Balance

Collections Account		Amount
Date	Description	
08/02/18	Balance	R$ 0.00
08/13/18	Assigned Oil Revenues and Assigned Oil Revenue Rights	R$ 2,533,244,464.69
08/13/18	From the Series 2014-1 Debt Service Reserve Account	R$ 19,730,453.54
08/13/18	From the Series 2014-2 Special Debt Service Reserve Account	R$ 7,283,485.24
08/13/18	From the Series 2014-3 Debt Service Reserve Account	R$ 5,808,562.98
08/13/18	Taxation Expenses Transfer Amount	(R$ 11,717,933.79)
08/13/18	To the Series 2014-1 Senior Scheduled Principal Subaccount	(R$ 112,115,464.95)
08/13/18	To the Series 2014-2 Senior Scheduled Principal Subaccount	(R$ 30,361,893.36)
08/13/18	To the Series 2014-3 Senior Scheduled Principal Subaccount	(R$ 31,313,677.59)
08/13/18	To the Series 2018-1 Debt Service Reserve Account	(R$ 12,237,052.99)
08/13/18	To the holder of the Sponsor Note	(R$ 2,368,320,943.77)
Final Balance as of the close of business of August 13, 2018		**R$ 0.00**

Series 2014-2 Special Series Account		Amount
Date	Description	
08/02/18	Balance	R$ 25,280,776.23
08/13/18	Eligible Investments	R$ 11,656.94
08/13/18	Series 2014-2 Senior Scheduled Principal Subaccount	R$ 30,361,893.36
Final Balance as of the close of business of August 13, 2018		**R$ 55,654,326.53**

Series 2014-2 Special Debt Service Reserve Account		Amount
Date	Description	
08/02/18	Balance	R$ 170,197,994.00
08/13/18	Eligible Investments	R$ 2,267,763.26
08/13/18	To the Collections Account	(R$ 7,283,485.24)
Final Balance as of the close of business of August 13, 2018		**R$ 165,182,272.02**

Special Interest Liquidity Reserve Account		Amount
Date	Description	
08/02/18	Balance	R$ 0.00
Final Balance as of the close of business of August 13, 2018		**R$ 0.00**

Section (F) – Transaction Accounts Balance (cont.)

Special Interest Trigger Event Reserve Account		Amount
Date	Description	
08/02/18	Balance	R$ 0.00
Final Balance as of the close of business of August 13, 2018		**R$ 0.00**

Section (G) – Other Information

Events	Y / N
Has any Event of Default occurred or continued as of the close of business for the Indenture Trustee on the related Allocation Date?	No
Has any Trigger Event occurred or continued as of the close of business for the Indenture Trustee on the related Allocation Date?	No
Has any Bond Administrator Replacement Event occurred or continued as of the close of business for the Indenture Trustee on the related Allocation Date?	No
Has any Servicer Replacement Event occurred or continued as of the close of business for the Indenture Trustee on the related Allocation Date?	No
Has any Event of Default been declared as of the close of business for the Indenture Trustee on the related Allocation Date?	No
Has any Early Amortization Period been declared as of the close of business for the Indenture Trustee on the related Allocation Date?	No
Has there been the occurrence of conditions which give rise to any Sponsor Refund Obligations or any RJS Damages as of the close of business for the Indenture Trustee on the related Allocation Date?	No

Section (H) – Transfer Instructions

Transaction: Funds to the Revenue Account			Amount
Type	Account	Name	
Debt	11252400	Series 2014-1 Debt Service Reserve Account	(US$ 5,055,202.04)
Debt	11348500	Series 2014-3 Debt Service Reserve Account	(US$ 1,488,230.33)
Credit	11249600	Revenue Account	US$ 6,543,432.37

Transaction: Funds to the Senior Scheduled Principal Subaccount			Amount
Type	Account	Name	
Debt	11249600	Revenue Account	(US$ 36,748,435.19)
Credit	11250200	Series 2014-1 Series Account	US$ 28,725,458.61
Credit	11348400	Series 2014-3 Series Account	US$ 8,022,976.58

Transaction: Funds to the Debt Service Reserve Account			Amount
Type	Account	Name	
Debt	11249600	Revenue Account	(US$ 3,135,294.13)
Credit	12025500	Series 2018-1 Debt Service Reserve Account	US$ 3,135,294.13

August 20, 2018

TRANSFER REPORT

This Transfer Report has been prepared by Banco do Brasil S.A., for its role as Bond Administrator in connection with the issuance of (a) US$ 2,000,000,000 aggregate principal amount of 6.25% Series 2014-1 Notes due 2024 (the "Series 2014-1 Notes"); (b) R$ 2,400,000,000 aggregate principal amount of 16.25% Series 2014-2 Notes due 2022 (the "Series 2014-2 Notes"), (c) US$ 1,100,000,000 aggregate principal amount of 6.75% Series 2014-3 Notes due 2027 (the "Series 2014-3 Notes"); and (d) US$ 600,000,000 aggregate principal amount of 8.20% Series 2018-1 Notes due 2028 by Rio Oil Finance Trust and in accordance with the terms set forth in the Amended and Restated Indenture dated as of June 20, 2014, and as amended and restated as of April 03, 2018 (the "Indenture"), in the Amended and Restated Series 2014-1 Indenture Supplement and the Amended and Restated Series 2014-2 Indenture Supplement, dated as of June 20, 2014, and as amended and restated as of March 07, 2018, in the Amended and Restated Series 2014-3 Indenture Supplement dated as of November 21, 2014, and as amended and restated as of March 07, 2018, and in the Series 2018-1 Indenture Supplement dated as of April 19, 2018 (the "Indenture Supplements").

Some of the terms set forth in the Indenture and in the Indenture Supplements were amended by that certain Waiver and Amendment Agreement dated as of October 20, 2015 (the "First Waiver and Amendment Agreement"), by that certain Waiver and Amendment Agreement dated as of June 20, 2016 (the "Second Waiver and Amendment Agreement"), by that certain Waiver and Amendment Agreement dated as of October 11, 2016 (the "Third Waiver and Amendment Agreement"), by that certain Rescission and Amendment Agreement dated as of December 05, 2016 (the "Fourth Rescission and Amendment Agreement"), by that certain Rescission and Amendment Agreement dated as of December 04, 2017 (the "Fifth Rescission and Amendment Agreement"), and by that certain Waiver, Rescission and Amendment Agreement dated as of March 07, 2018 (the "Sixth Waiver, Rescission and Amendment Agreement''), and are fully reflected in all calculations of this Transfer Report.

The duties and obligations of Banco do Brasil S.A. is determined solely by the express provisions of the Indenture and the other Transactions Documents which it is a part, such as the responsibility for making all the calculations and determinations including, but not limited to, Transfer Amounts. Banco do Brasil S.A. shall not be liable except for the performance of such duties and obligations.

Banco do Brasil S.A. may conclusively rely as to the truth of the statements and the correctness of the opinions expressed in any Transaction Document and upon any statements, certificates or opinions furnished in writing to Banco do Brasil S.A. pursuant to any of the Transaction Documents and conforming to the requirements of the Transaction Documents. Banco do Brasil S.A. may conclusively rely upon, and shall be protected in acting or refraining from acting upon, and shall not be bound to make any investigation into the facts or matters stated in a written resolution, certificate, statement, instrument, opinion, report, notice, request, consent, order, note, Officer's Certificate, guaranty or other paper or document reasonably believed by it to be genuine and to have been signed or presented by the proper Person(s).

This Transfer Report is addressed exclusively to Citibank N.A. (the Indenture Trustee) to be used as Transfer Instructions of the Revenue Account Waterfall in each Transfer Date.

For the effects of this Transfer Report, the Reais Allocation Date is August 16, 2018, the Reais Transfer Date is August 16, 2018, the Allocation Date is August 17, 2018 and the Transfer Date is August 20, 2018.

The exchange rate for dollar/reais conversion used in this Transfer Report is R$ 3.881.

Table of Contents

Section (A) – Collections Revenue and Expenses Breakdowns 4

Section (B) – Detailed Collections Account Waterfall..... 5

Section (C) – Detailed Revenue Account Waterfall..... 6

Section (D) – Transfer Amounts Details and Supporting Calculations 7

(i) Excess Companhia Securitizadora Expenses Transfer Amount 7

(ii) Taxation Expenses Transfer Amount..... 11

Section (E) – Transaction Accounts Balance..... 12

Section (F) – Other Information 13

Defined Terms

"Allocation Date" shall mean, with respect to any Transfer Date, the Business Day which is immediately prior to such Transfer Date.

"Officer's Certificate" shall mean, in the case any of the Issuer and the Sponsor and the Indenture Trustee, a certificate signed by an Authorized Officer or the president or chairman (or other equivalent officer) of such Person or acting on behalf of such Person.

"Person" shall mean any individual, corporation, company, partnership, joint venture, trust, estate, unincorporated association, Governmental Authority or other entity of whatever nature.

"Reais Allocation Date" shall mean, with respect of any Reais Transfer Date, the Business Day which is immediately prior to such Reais Transfer Date.

"Reais Transfer Date" shall mean each Business Day of each calendar month following a Business Day when, as of the Balance Transfer Time for the Bond Administrator, there are available funds in the Collections Account for allocation in accordance with the Indenture.

"Transaction Documents" shall mean, collectively, the Indenture, the Series 2014-1 Notes, the Series 2014-2 Notes, the Series 2014-1 Indenture Supplement, the Series 2014-2 Indenture Supplement, the Bill of Sale, the Royalties Rights Agreement, the Servicing Agreement, the Pledge Agreement, the Trust Agreement, the Initial Oil Revenue and Rights Bill of Sale, the Banco do Brasil Oil Revenue and Rights Bill of Sale, the Caixa Oil Revenue and Rights Bill of Sale, the Instruments and any Indenture Supplements with respect to future Series of Instruments, and any purchase agreement related to the Instruments.

"Transfer Amount" shall mean, as of any Transfer Date, any of the Issuer Expenses Transfer Amount, the Taxation Expenses Transfer Amount, the Servicer Fee Transfer Amount, the Reserve LC Expenses Transfer Amount, any Debt Service Reserve Account Transfer Amount, any Series Senior Interest Transfer Amount for any Series of Securities, any Series Senior Scheduled Principal Transfer Amount for any Series of Securities, any Series Senior Excess Scheduled Principal Transfer Amount for any Series of Securities, any Series Senior Accelerated Principal Transfer Amount for any Series of Securities, any Series Senior Excess Accelerated Principal Transfer amount for any Series of Securities, any Series Subordinated Interest Transfer Amount for any Series of Securities, any Series Subordinated Scheduled Principal Transfer Amount for any Series of Securities, and/or any Series Subordinated Accelerated Principal Transfer Amount for any Series of Securities, each as of such Transfer Date.

"Transfer Date" shall mean each Business Day of each calendar month when there are available funds in the Revenue Account for distribution in accordance with the Revenue Account Waterfall.

"Transfer Instructions" shall have the meaning set forth in Section 4.10(b) of the Indenture, as follow *"On any Reais Transfer Date, prior to transferring any amounts, the Bond Administrator shall (i) first calculate the allocation of funds assuming that (A) the full amount of funds available for transfer on such Reais Transfer Date are allocated for transfer in accordance with the Collections Account Waterfall and (B) the full amount of funds available for transfer on such Transfer Date are allocated for transfer on such Transfer Date in accordance with the Revenue Account Waterfall and the Bond Administrator shall reduce such calculations to written transfer instructions for such Reais Transfer Date, the related Transfer Date or a related Payment Date.*"

Section (A) – Collections Revenue and Expense Breakdowns

The tables below show the total Collections and any other amounts received by the Servicer on such Reais Allocation Date, with respect to the Collateral of the transaction.

RJS Oil Revenues and RJS Oil Revenue Rights	Amount
Royalties – up to 5% (Law Nº 7,990 of December 28, 1989)	R$ 216,023,629.87
Royalties – more than 5% (Law Nº 9,478 of August 6, 1997)	R$ 158,454,007.31
Special Participations (Law Nº 9,478 of August 6, 1997)	R$ 0.00
FEP (Special Petroleum Fund) – Law Nº 7,990 and Law Nº 9,478	R$ 0.00
Total amount transfered to RJS Oil Revenues Dedicated Account	**R$ 374,477,637.18**

Statutory Oil Revenue Allocations by RJS	Amount
PASEP (Program for the Formation of Assets of Public Servants)	(R$ 3,744,776.36)
FECAM (State Fund for Environmental Conservation and Urban Development) [1]	R$ 0.00
Municipalities within RJS	(R$ 53,465,848.40)
Brazilian Federal Government (Assignment Agreement of October 29, 1999)	R$ 0.00
Conta B (State Decree Nº 43,783 of September 12, 2012)	R$ 0.00
Total RJS Oil Revenue Allocations	**(R$ 57,210,624.76)**

Assigned Oil Revenues and Assigned Oil Revenue Rights	Amount
RJS Oil Revenues and RJS Oil Revenue Rights	R$ 374,477,637.18
RJS Oil Revenue Allocations	(R$ 57,210,624.76)
Net amount transferred to Collections Account	**R$ 317,267,012.42**

1) According to the Amendment to the State of Rio de Janeiro Constitution Nº 70 of December 12, 2017 and the State Law Nº 178 of December 20, 2017 (the "FECAM Subordination Legislation"), amounts related to FECAM Allocation are not deducted from Royalties and Special Participations, but instead are allocated according to priority fifteenth of the Revenue Account Waterfall (Section 4.3.(o) of the Indenture).

Section (B) – Detailed Collections Account Waterfall

Collections Account Waterfall		Amount
Priority	**Description**	
First	Taxation Expenses Transfer Amount	(R$ 11,115.95)
Second	(i) Servicer Fee Transfer Amount	R$ 0.00
	(ii) Bond Administrator Fees Transfer Amount	R$ 0.00
	(iii) Brazilian Collateral Agent Fees Transfer Amount	R$ 0.00
	(iv) Excess Companhia Securitizadora Expenses Transfer Amount	(R$ 62,990.38)
Third	(i) to the Revenue Account	R$ 0.00
	(ii) (A) to the Series 2014-2 Special Series Account	R$ 0.00
	(ii) (B) to the Series 2014-2 Special Debt Service Reserve Account	R$ 0.00
	(ii) (C) to the Special Interest Liquidity Reserve Account	R$ 0.00
	(ii) (D) to the Special Interest Trigger Event Reserve Account	R$ 0.00
	(iii) to the holder of the Sponsor Note and/or RJS	R$ 0.00
Fourth	(i) (A), (B), (C) and (D)	R$ 0.00
	(ii) to the holder of the Sponsor Note and to RJS	(R$ 317,192,906.09)
Total Debt		**(R$ 317,267,012.42)**

Section (C) – Detailed Revenue Account Waterfall

Revenue Account Waterfall		Amount
Priority	**Description**	
First	Issuer Expenses Transfer Amount	US$ 0.00
Second	To the Series 2014-1 Senior Interest Subaccount	US$ 0.00
	To the Series 2014-2 Senior Interest Subaccount	US$ 0.00
	To the Series 2014-3 Senior Interest Subaccount	US$ 0.00
	To the Series 2018-1 Senior Interest Subaccount	US$ 0.00
Third	To the Series 2014-1 Senior Scheduled Principal Subaccount	US$ 0.00
	To the Series 2014-2 Senior Scheduled Principal Subaccount	US$ 0.00
	To the Series 2014-3 Senior Scheduled Principal Subaccount	US$ 0.00
	To the Series 2018-1 Senior Scheduled Principal Subaccount	US$ 0.00
Fourth	To the Series 2014-1 Debt Service Reserve Account	US$ 0.00
	To the Series 2014-2 Debt Service Reserve Account	US$ 0.00
	To the Series 2014-3 Debt Service Reserve Account	US$ 0.00
	To the Series 2018-1 Debt Service Reserve Account	US$ 0.00
Fifth	(i) To the Liquidity Reserve Account	US$ 0.00
	(ii) To the Special Interest Liquidity Reserve Account	US$ 0.00
Sixth	To the Series 2014-1 Senior Accelerated Principal Subaccount	US$ 0.00
	To the Series 2014-2 Senior Accelerated Principal Subaccount	US$ 0.00
	To the Series 2014-3 Senior Accelerated Principal Subaccount	US$ 0.00
	To the Series 2018-1 Senior Accelerated Principal Subaccount	US$ 0.00
Seventh	To the Series 2014-1 Senior Excess Interest Subaccount	US$ 0.00
	To the Series 2014-2 Senior Excess Interest Subaccount	US$ 0.00
	To the Series 2014-3 Senior Excess Interest Subaccount	US$ 0.00
	To the Series 2018-1 Senior Excess Interest Subaccount	US$ 0.00
Eighth	To the Series 2014-1 Senior Excess Scheduled Principal Subaccount	US$ 0.00
	To the Series 2014-2 Senior Excess Scheduled Principal Subaccount	US$ 0.00
	To the Series 2014-3 Senior Excess Scheduled Principal Subaccount	US$ 0.00
	To the Series 2018-1 Senior Excess Scheduled Principal Subaccount	US$ 0.00
Ninth	To the Series 2014-1 Senior Excess Accelerated Principal Subaccount	US$ 0.00
	To the Series 2014-2 Senior Excess Accelerated Principal Subaccount	US$ 0.00
	To the Series 2014-3 Senior Excess Accelerated Principal Subaccount	US$ 0.00
	To the Series 2018-1 Senior Excess Accelerated Principal Subaccount	US$ 0.00
Tenth	(i) to the Trigger Event Reserve Account	US$ 0.00
	(ii) to the Special Interest Trigger Event Reserve Account	US$ 0.00
Eleventh	Not applicable	US$ 0.00
Twelfth	Not applicable	US$ 0.00
Thirteenth	Not applicable	US$ 0.00
Fourteenth	To the Reserve LC Expenses Subaccount	US$ 0.00
Fifteenth	To the holder of the Sponsor Note and to RJS	(US$ 81,729,684.64)
Total Debt		**(US$ 81,729,684.64)**

Section (D) – Transfer Amounts Details and Supporting Calculations

(i) Excess Companhia Securitizadora Expenses Transfer Amount

Service Provider	Cetip S.A. – Mercados Organizados
Description	Services related to registration, central securities depository (CSD), trading and settlement of local debentures issued by Companhia Securitizadora
Expense	Custody Fee
Source	www.cetip.com.br – *Comunicados e Documentos – Tabela de Preços*
Total Amount Due	**R$ 8,883.98**

Supporting Calculations:

1) Custody Fee

$$Custody = (Local\ Debenture\ Amount\ x\ Applicable\ Rate) + \ Additional\ Amount$$

$$Custody = (R\$\ 496{,}311{,}731.84\ x\ 0{,}001790\%) + R\$\ 0.00 = \boldsymbol{R\$\ 8{,}883.98}$$

Service Provider	Banco do Brasil S.A.
Description	Services related to receiving payments from the Companhia Securitizadora and then distributing to the holders of local debentures
Expense	Paying Agent Fee
Source	*Contrato de Banco Mandatário*
Total Amount Due	**R$ 6,099.43**

Supporting Calculations:

1) Paying Agent Fee

Fixed monthly fee of R$ 4,900.00, adjusted annually on the anniversary of Closing Date based upon IGP-DI index (*Índice Geral de Preços – Disponibilidade Interna*).

$$Adjusted\ Paying\ Agent\ Fee = Monthly\ Fee\ x\ IGP - DI\ Index$$

$$Adjusted\ Paying\ Agent\ Fee = R\$\ 5{,}713.58^{*}\ x\ 106.753209\% = \boldsymbol{R\$\ 6{,}099.43}$$

* Adjusted Paying Agent Fee as of June/2018

Service Provider	Banco do Brasil S.A.
Description	Services related to holding the collateral on behalf of the holders of local debentures issued by Companhia Securitizadora
Expense	Local Debentures Collateral Agent Fee
Source	*Contrato de Administração de Contas*
Total Amount Due	**R$ 4,039.13**

Section (D) – Transfer Amounts Details and Supporting Calculations (cont.)

(i) Excess Companhia Securitizadora Expenses Transfer Amount (cont.)

Supporting Calculations:

1) Collateral Agent Fee

Fixed monthly fee of R$ 3,000.00 adjusted annually on the anniversary of Closing Date based upon IPCA index (*Índice Nacional de Preços ao Consumidor Amplo*), plus any additional amounts that may be necessary to offset the effect of any withholding taxes.

Taxes: *Imposto de Renda* (IR) – 1,5%, *Contribuição Social sobre o Lucro Líquido* (CSLL) – 1,0%, *Contribuição para o Financiamento da Seguridade Social* (Cofins) – 3,0% and *Programa de Integração Social e Programa de Formação do Patrimônio do Servidor Público* (PIS / Pasep) – 0,65%.

1.a) Collateral Agent Fee Adjustment

$$Adjusted\ Collateral\ Agent\ Fee = Monthly\ Fee\ x\ IPCA\ Index$$

$$Adjusted\ Collateral\ Agent\ Fee = R\$\ 3{,}685.51^{*}\ x\ 102.854890\% = \boldsymbol{R\$\ 3{,}790.73}$$

1.b) Collateral Agent Fee including Taxes

$$Collateral\ Agent\ Fee = \frac{Fixed\ Fee\ (adjusted\ annually)}{(1 - taxes)}$$

$$Collateral\ Agent\ Fee = \frac{R\$\ 3{,}790.73}{(1 - 0{,}0615)} = \boldsymbol{R\$\ 4{,}039.14}$$

* Monthly Fee from 06/20/17 to 06/19/18.

Service Provider	Fundo Único de Previdência Social do Estado do Rio de Janeiro
Description	Headquarter's office rental agreement
Expense	Rental Fee
Source	*Termo de Cessão de Uso de Imóvel*
Total Amount Due	**R$ 748.68**

Supporting Calculations:

1) Rental Fee

Fixed rate monthly fee of R$ 595.00, adjusted annually on the anniversary of the agreement initial date based upon INPC index (*Índice Nacional de Preços ao Consumidor*).

$$Adjusted\ Rental\ Fee = Monthly\ Fee\ x\ INPC\ Index$$

$$Adjusted\ Rental\ Fee = R\$\ 736.23^{*}\ x\ 101.6910\% = \boldsymbol{R\$\ 748.68}$$

* Monthly rental fee as of May/2018

Section (D) – Transfer Amounts Details and Supporting Calculations (cont.)

(i) Excess Companhia Securitizadora Expenses Transfer Amount (cont.)

Service Provider	Rio Petróleo SPE S/A Director's fee
Description	Director's remuneration
Expense	Director's Fee
Source	*Estatuto Social*
Total Amount Due	**R$ 15,925.00**

Supporting Calculations:

1) Director's Fee

Fixed rate monthly fee of R$ 6,500.00 for each Director plus INSS*.

Director		**Director**		**Total**
Fábio Rodrigo Amaral de Assunção		Flávio Câmara Carreiro		
Month	**Amount**	**Month**	**Amount**	
Aug 18	R$ 6,500.00	Aug 18	R$ 6,500.00	R$ 13,000.00
Aug 18 (INSS)	R$ 1,462.50	Aug 18 (INSS)	R$ 1,462.50	R$ 2,925.00
Total	**R$ 7,962.50**	**Total**	**R$ 7,962.50**	**R$ 15,925.00**

* Social Security Tax

Service Provider	Souza, Cescon, Barrieu e Flesch Sociedade de Advogados
Description	Legal Services and expenses reimbursement related to the concession of the 5th waiver.
Expense	Legal Fee
Source	Invoices no. 1020314 and 153184
Total Amount Due	**R$ 3,979.83**

Supporting Calculations:

Invoice 1020314 – Expenses Reimbursement – R$ 1.299.83 (total invoice value is R$ 2,304.81 and it was partially paid in July, as per Transfer Report from July 18, 2018.)

Invoice 153184 - Legal Fee - R$ 2,680.00

Service Provider	BDO RCS Controladoria e Contabilidade Ltda.
Description	Services related to management and accounting processes of Companhia Securitizadora
Expense	Companhia Securitizadora Controller Fee
Source	Invoice no. 244
Total Amount Due	**R$ 9,795.92**

Section (D) – Transfer Amounts Details and Supporting Calculations (cont.)

(i) Excess Companhia Securitizadora Expenses Transfer Amount (cont.)

Service Provider	RIIA Design Ltda - EPP
Description	Internet Site Hosting and Web Support from 09/2018 to 08/2019
Expense	Internet Site Hosting and Web Support Maintenance Fee
Source	Invoice no. 00001150
Total Amount Due	**R$ 9,998.36**

Service Provider	Junta Comercial do Estado do Rio de Janeiro – JUCERJA
Description	Services related to the registration of the Extraordinary General Meeting Minutes.
Expense	Registration Fee
Source	Invoice No. 102799519
Total Amount Due	**R$ 591.00**

Supporting Calculations:

1) Registration Fee - Invoice No. 102799519 – R$ 570.00;
2) IRRF related to Registration Fee – R$ 21.00.

Description	Taxation on Companhia Securitizadora's Revenue
Expense	PIS/COFINS
Source	*Campos Mello Legal Opinion*
Total Amount Due	**R$ 2,929.05**

Supporting Calculations:

1) PIS/COFINS

$$PIS\ /\ COFINS = \left[\frac{Expenses}{(1 - 0{,}0465)}\right] - Expenses$$

$$PIS — COFINS = \left[\frac{R\$\ 60{,}061.33}{(1 - 0{,}0465)}\right] - R\$\ 60{,}061.33 = \boldsymbol{R\$\ 2{,}929.05}$$

Total Excess Companhia Securitizadora Expenses

$$R\$\ 8{,}883.98 + R\$\ 6{,}099.43 + R\$\ 4{,}039.13 + R\$\ 748.68 + R\$\ 15{,}925.00 + R\$\ 3{,}979.83$$
$$+ R\$\ 9{,}795.92 + R\$\ 9{,}998.36 + R\$\ 591.00 + R\$\ 2{,}929.05 = \boldsymbol{R\$\ 62{,}990.38}$$

Section (D) – Transfer Amounts Details and Supporting Calculations (cont.)

(ii) Taxation Expenses Transfer Amount

1) All funds transferred from Brazil to the Issuer abroad and/or from the Issuer abroad to Brazil are subject to IOF (*Imposto sobre Operações de Crédito, Câmbio e Seguros ou relativos a Títulos ou Valores Mobiliário*) at the rate of 0.38%;

2) All funds transferred from Brazil to the Issuer abroad are subject to IRRF (*Imposto de Renda Retido na Fonte*) at the rate of 15.00%, for the amounts other than related to a portion of Principal Payments that does not represent capital gain as a consequence of exchange rate movement, to fund the Debt Service Reserve Account, to fund the Liquidity Reserve Account and to fund the Trigger Event Reserve Account;

3) All funds drawn from the Debt Service Reserve Account, from the Liquidity Reserve Account and from the Trigger Event Reserve Account outside Brazil to be used for Interest Payment and for the portion of Principal Payment that represents capital gain as a consequence of exchange rate movement are subject to IRRF (*Imposto de Renda Retido na Fonte*) at the rate of 15,00%.

<u>Supporting Calculations</u>:

1) IRRF

i. Companhia Securitizadora Expenses not transferred to the Issuer outside Brazil

$$IRRF = \left[\frac{(Expenses\ Amount)}{(1 - 0.15)}\right] - (Expenses\ Amount)$$

$$IRRF = \left[\frac{R\$\ 62{,}990.38}{(0.85)}\right] - R\$\ 62{,}990.38 = \boldsymbol{R\$\ 11{,}115.95\ (US\$\ 2{,}864.20)}$$

Total Taxation Expenses = $\boldsymbol{R\$\ 11{,}115.95\ (US\$\ 2{,}864.20)}$

Section (E) – Transaction Accounts Balance

Collections Account		Amount
Date	Description	
08/13/18	Balance	R$ 0.00
08/16/18	Assigned Oil Revenues and Assigned Oil Revenue Rights	R$ 317,267,012.42
08/16/18	Taxation Expenses Transfer Amount	(R$ 11,115.95)
08/16/18	Excess Companhia Securitizadora Expenses Transfer Amount	(R$ 62,990.38)
08/16/18	To the holder of the Sponsor Note	(R$ 317,192,906.09)
Final Balance as of the close of business of August 16, 2018		**R$ 0.00**

Series 2014-2 Special Series Account		Amount
Date	Description	
08/13/18	Balance	R$ 55,654,326.53
Final Balance as of the close of business of August 16, 2018		**R$ 55,654,326.53**

Series 2014-2 Special Debt Service Reserve Account		Amount
Date	Description	
08/13/18	Balance	R$ 165,182,272.02
Final Balance as of the close of business of August 16, 2018		**R$ 165,182,272.02**

Special Interest Liquidity Reserve Account		Amount
Date	Description	
08/13/18	Balance	R$ 0.00
Final Balance as of the close of business of August 16, 2018		**R$ 0.00**

Special Interest Trigger Event Reserve Account		Amount
Date	Description	
08/13/18	Balance	R$ 0.00
Final Balance as of the close of business of August 16, 2018		**R$ 0.00**

Section (F) – Other Information

Events	Y / N
Has any Event of Default occurred or continued as of the close of business for the Indenture Trustee on the related Allocation Date?	No
Has any Trigger Event occurred or continued as of the close of business for the Indenture Trustee on the related Allocation Date?	No
Has any Bond Administrator Replacement Event occurred or continued as of the close of business for the Indenture Trustee on the related Allocation Date?	No
Has any Servicer Replacement Event occurred or continued as of the close of business for the Indenture Trustee on the related Allocation Date?	No
Has any Event of Default been declared as of the close of business for the Indenture Trustee on the related Allocation Date?	No
Has any Early Amortization Period been declared as of the close of business for the Indenture Trustee on the related Allocation Date?	No
Has there been the occurrence of conditions which give rise to any Sponsor Refund Obligations or any RJS Damages as of the close of business for the Indenture Trustee on the related Allocation Date?	No

August 22, 2018

TRANSFER REPORT

This Transfer Report has been prepared by Banco do Brasil S.A., for its role as Bond Administrator in connection with the issuance of (a) US$ 2,000,000,000 aggregate principal amount of 6.25% Series 2014-1 Notes due 2024 (the "Series 2014-1 Notes"); (b) R$ 2,400,000,000 aggregate principal amount of 16.25% Series 2014-2 Notes due 2022 (the "Series 2014-2 Notes"), (c) US$ 1,100,000,000 aggregate principal amount of 6.75% Series 2014-3 Notes due 2027 (the "Series 2014-3 Notes"); and (d) US$ 600,000,000 aggregate principal amount of 8.20% Series 2018-1 Notes due 2028 by Rio Oil Finance Trust and in accordance with the terms set forth in the Amended and Restated Indenture dated as of June 20, 2014, and as amended and restated as of April 03, 2018 (the "Indenture"), in the Amended and Restated Series 2014-1 Indenture Supplement and the Amended and Restated Series 2014-2 Indenture Supplement, dated as of June 20, 2014, and as amended and restated as of March 07, 2018, in the Amended and Restated Series 2014-3 Indenture Supplement dated as of November 21, 2014, and as amended and restated as of March 07, 2018, and in the Series 2018-1 Indenture Supplement dated as of April 19, 2018 (the "Indenture Supplements").

Some of the terms set forth in the Indenture and in the Indenture Supplements were amended by that certain Waiver and Amendment Agreement dated as of October 20, 2015 (the "First Waiver and Amendment Agreement"), by that certain Waiver and Amendment Agreement dated as of June 20, 2016 (the "Second Waiver and Amendment Agreement"), by that certain Waiver and Amendment Agreement dated as of October 11, 2016 (the "Third Waiver and Amendment Agreement"), by that certain Rescission and Amendment Agreement dated as of December 05, 2016 (the "Fourth Rescission and Amendment Agreement"), by that certain Rescission and Amendment Agreement dated as of December 04, 2017 (the "Fifth Rescission and Amendment Agreement"), and by that certain Waiver, Rescission and Amendment Agreement dated as of March 07, 2018 (the "Sixth Waiver, Rescission and Amendment Agreement''), and are fully reflected in all calculations of this Transfer Report.

The duties and obligations of Banco do Brasil S.A. is determined solely by the express provisions of the Indenture and the other Transactions Documents which it is a part, such as the responsibility for making all the calculations and determinations including, but not limited to, Transfer Amounts. Banco do Brasil S.A. shall not be liable except for the performance of such duties and obligations.

Banco do Brasil S.A. may conclusively rely as to the truth of the statements and the correctness of the opinions expressed in any Transaction Document and upon any statements, certificates or opinions furnished in writing to Banco do Brasil S.A. pursuant to any of the Transaction Documents and conforming to the requirements of the Transaction Documents. Banco do Brasil S.A. may conclusively rely upon, and shall be protected in acting or refraining from acting upon, and shall not be bound to make any investigation into the facts or matters stated in a written resolution, certificate, statement, instrument, opinion, report, notice, request, consent, order, note, Officer's Certificate, guaranty or other paper or document reasonably believed by it to be genuine and to have been signed or presented by the proper Person(s).

This Transfer Report is addressed exclusively to Citibank N.A. (the Indenture Trustee) to be used as Transfer Instructions of the Revenue Account Waterfall in each Transfer Date.

For the effects of this Transfer Report, the Reais Allocation Date is August 20, 2018, the Reais Transfer Date is August 21, 2018, the Allocation Date is August 21, 2018 and the Transfer Date is August 22, 2018.

The exchange rate for dollar/reais conversion used in this Transfer Report is R$ 3.9873.

Table of Contents

Section (A) – Collections Revenue and Expenses Breakdowns 4

Section (B) – Detailed Collections Account Waterfall..... 5

Section (C) – Detailed Revenue Account Waterfall..... 6

Section (D) – Transaction Accounts Balance..... 7

Section (E) – Other Information 8

Defined Terms

"Allocation Date" shall mean, with respect to any Transfer Date, the Business Day which is immediately prior to such Transfer Date.

"Officer's Certificate" shall mean, in the case any of the Issuer and the Sponsor and the Indenture Trustee, a certificate signed by an Authorized Officer or the president or chairman (or other equivalent officer) of such Person or acting on behalf of such Person.

"Person" shall mean any individual, corporation, company, partnership, joint venture, trust, estate, unincorporated association, Governmental Authority or other entity of whatever nature.

"Reais Allocation Date" shall mean, with respect of any Reais Transfer Date, the Business Day which is immediately prior to such Reais Transfer Date.

"Reais Transfer Date" shall mean each Business Day of each calendar month following a Business Day when, as of the Balance Transfer Time for the Bond Administrator, there are available funds in the Collections Account for allocation in accordance with the Indenture.

"Transaction Documents" shall mean, collectively, the Indenture, the Series 2014-1 Notes, the Series 2014-2 Notes, the Series 2014-1 Indenture Supplement, the Series 2014-2 Indenture Supplement, the Bill of Sale, the Royalties Rights Agreement, the Servicing Agreement, the Pledge Agreement, the Trust Agreement, the Initial Oil Revenue and Rights Bill of Sale, the Banco do Brasil Oil Revenue and Rights Bill of Sale, the Caixa Oil Revenue and Rights Bill of Sale, the Instruments and any Indenture Supplements with respect to future Series of Instruments, and any purchase agreement related to the Instruments.

"Transfer Amount" shall mean, as of any Transfer Date, any of the Issuer Expenses Transfer Amount, the Taxation Expenses Transfer Amount, the Servicer Fee Transfer Amount, the Reserve LC Expenses Transfer Amount, any Debt Service Reserve Account Transfer Amount, any Series Senior Interest Transfer Amount for any Series of Securities, any Series Senior Scheduled Principal Transfer Amount for any Series of Securities, any Series Senior Excess Scheduled Principal Transfer Amount for any Series of Securities, any Series Senior Accelerated Principal Transfer Amount for any Series of Securities, any Series Senior Excess Accelerated Principal Transfer amount for any Series of Securities, any Series Subordinated Interest Transfer Amount for any Series of Securities, any Series Subordinated Scheduled Principal Transfer Amount for any Series of Securities, and/or any Series Subordinated Accelerated Principal Transfer Amount for any Series of Securities, each as of such Transfer Date.

"Transfer Date" shall mean each Business Day of each calendar month when there are available funds in the Revenue Account for distribution in accordance with the Revenue Account Waterfall.

"Transfer Instructions" shall have the meaning set forth in Section 4.10(b) of the Indenture, as follow *"On any Reais Transfer Date, prior to transferring any amounts, the Bond Administrator shall (i) first calculate the allocation of funds assuming that (A) the full amount of funds available for transfer on such Reais Transfer Date are allocated for transfer in accordance with the Collections Account Waterfall and (B) the full amount of funds available for transfer on such Transfer Date are allocated for transfer on such Transfer Date in accordance with the Revenue Account Waterfall and the Bond Administrator shall reduce such calculations to written transfer instructions for such Reais Transfer Date, the related Transfer Date or a related Payment Date.*"

Section (A) – Collections Revenue and Expense Breakdowns

The tables below show the total Collections and any other amounts received by the Servicer on such Reais Allocation Date, with respect to the Collateral of the transaction.

RJS Oil Revenues and RJS Oil Revenue Rights	Amount
Royalties – up to 5% (Law Nº 7,990 of December 28, 1989)	R$ 0.00
Royalties – more than 5% (Law Nº 9,478 of August 6, 1997)	R$ 0.00
Special Participations (Law Nº 9,478 of August 6, 1997)	R$ 0.00
FEP (Special Petroleum Fund) – Law Nº 7,990 and Law Nº 9,478	R$ 935,335.30
Total amount transfered to RJS Oil Revenues Dedicated Account	**R$ 935,335.30**

Statutory Oil Revenue Allocations by RJS	Amount
PASEP (Program for the Formation of Assets of Public Servants)	(R$ 9,353.35)
FECAM (State Fund for Environmental Conservation and Urban Development) [1]	R$ 0.00
Municipalities within RJS	R$ 0.00
Brazilian Federal Government (Assignment Agreement of October 29, 1999)	R$ 0.00
Conta B (State Decree Nº 43,783 of September 12, 2012)	R$ 0.00
Total RJS Oil Revenue Allocations	**(R$ 9,353.35)**

Assigned Oil Revenues and Assigned Oil Revenue Rights	Amount
RJS Oil Revenues and RJS Oil Revenue Rights	R$ 935,335.30
RJS Oil Revenue Allocations	(R$ 9,353.35)
Net amount transferred to Collections Account	**R$ 925,981.95**

1) According to the Amendment to the State of Rio de Janeiro Constitution Nº 70 of December 12, 2017 and the State Law Nº 178 of December 20, 2017 (the "FECAM Subordination Legislation"), amounts related to FECAM Allocation are not deducted from Royalties and Special Participations, but instead are allocated according to priority fifteenth of the Revenue Account Waterfall (Section 4.3.(o) of the Indenture).

Section (B) – Detailed Collections Account Waterfall

Collections Account Waterfall		Amount
Priority	**Description**	
First	Taxation Expenses Transfer Amount	R$ 0.00
Second	(i) Servicer Fee Transfer Amount	R$ 0.00
	(ii) Bond Administrator Fees Transfer Amount	R$ 0.00
	(iii) Brazilian Collateral Agent Fees Transfer Amount	R$ 0.00
	(iv) Excess Companhia Securitizadora Expenses Transfer Amount	R$ 0.00
Third	(i) to the Revenue Account	R$ 0.00
	(ii) (A) to the Series 2014-2 Special Series Account	R$ 0.00
	(ii) (B) to the Series 2014-2 Special Debt Service Reserve Account	R$ 0.00
	(ii) (C) to the Special Interest Liquidity Reserve Account	R$ 0.00
	(ii) (D) to the Special Interest Trigger Event Reserve Account	R$ 0.00
	(iii) to the holder of the Sponsor Note and/or RJS	R$ 0.00
Fourth	(i) (A), (B), (C) and (D)	R$ 0.00
	(ii) to the holder of the Sponsor Note and to RJS	(R$ 925,981.95)
Total Debt		**(R$ 925,981.95)**

Section (C) – Detailed Revenue Account Waterfall

Revenue Account Waterfall		Amount
Priority	**Description**	
First	Issuer Expenses Transfer Amount	US$ 0.00
Second	To the Series 2014-1 Senior Interest Subaccount	US$ 0.00
	To the Series 2014-2 Senior Interest Subaccount	US$ 0.00
	To the Series 2014-3 Senior Interest Subaccount	US$ 0.00
	To the Series 2018-1 Senior Interest Subaccount	US$ 0.00
Third	To the Series 2014-1 Senior Scheduled Principal Subaccount	US$ 0.00
	To the Series 2014-2 Senior Scheduled Principal Subaccount	US$ 0.00
	To the Series 2014-3 Senior Scheduled Principal Subaccount	US$ 0.00
	To the Series 2018-1 Senior Scheduled Principal Subaccount	US$ 0.00
Fourth	To the Series 2014-1 Debt Service Reserve Account	US$ 0.00
	To the Series 2014-2 Debt Service Reserve Account	US$ 0.00
	To the Series 2014-3 Debt Service Reserve Account	US$ 0.00
	To the Series 2018-1 Debt Service Reserve Account	US$ 0.00
Fifth	(i) To the Liquidity Reserve Account	US$ 0.00
	(ii) To the Special Interest Liquidity Reserve Account	US$ 0.00
Sixth	To the Series 2014-1 Senior Accelerated Principal Subaccount	US$ 0.00
	To the Series 2014-2 Senior Accelerated Principal Subaccount	US$ 0.00
	To the Series 2014-3 Senior Accelerated Principal Subaccount	US$ 0.00
	To the Series 2018-1 Senior Accelerated Principal Subaccount	US$ 0.00
Seventh	To the Series 2014-1 Senior Excess Interest Subaccount	US$ 0.00
	To the Series 2014-2 Senior Excess Interest Subaccount	US$ 0.00
	To the Series 2014-3 Senior Excess Interest Subaccount	US$ 0.00
	To the Series 2018-1 Senior Excess Interest Subaccount	US$ 0.00
Eighth	To the Series 2014-1 Senior Excess Scheduled Principal Subaccount	US$ 0.00
	To the Series 2014-2 Senior Excess Scheduled Principal Subaccount	US$ 0.00
	To the Series 2014-3 Senior Excess Scheduled Principal Subaccount	US$ 0.00
	To the Series 2018-1 Senior Excess Scheduled Principal Subaccount	US$ 0.00
Ninth	To the Series 2014-1 Senior Excess Accelerated Principal Subaccount	US$ 0.00
	To the Series 2014-2 Senior Excess Accelerated Principal Subaccount	US$ 0.00
	To the Series 2014-3 Senior Excess Accelerated Principal Subaccount	US$ 0.00
	To the Series 2018-1 Senior Excess Accelerated Principal Subaccount	US$ 0.00
Tenth	(i) to the Trigger Event Reserve Account	US$ 0.00
	(ii) to the Special Interest Trigger Event Reserve Account	US$ 0.00
Eleventh	Not applicable	US$ 0.00
Twelfth	Not applicable	US$ 0.00
Thirteenth	Not applicable	US$ 0.00
Fourteenth	To the Reserve LC Expenses Subaccount	US$ 0.00
Fifteenth	To the holder of the Sponsor Note and to RJS	(US$ 232,232.83)
Total Debt		**(US$ 232,232.83)**

Section (D) – Transaction Accounts Balance

Collections Account		Amount
Date	Description	
08/16/18	Balance	R$ 0.00
08/21/18	Assigned Oil Revenues and Assigned Oil Revenue Rights	R$ 925,981.95
08/21/18	To the holder of the Sponsor Note	(R$ 925,981.95)
Final Balance as of the close of business of August 21, 2018		**R$ 0.00**

Series 2014-2 Special Series Account		Amount
Date	Description	
08/16/18	Balance	R$ 55,654,326.53
Final Balance as of the close of business of August 21, 2018		**R$ 55,654,326.53**

Series 2014-2 Special Debt Service Reserve Account		Amount
Date	Description	
08/16/18	Balance	R$ 165,182,272.02
Final Balance as of the close of business of August 21, 2018		**R$ 165,182,272.02**

Special Interest Liquidity Reserve Account		Amount
Date	Description	
08/16/18	Balance	R$ 0.00
Final Balance as of the close of business of August 21, 2018		**R$ 0.00**

Special Interest Trigger Event Reserve Account		Amount
Date	Description	
08/16/18	Balance	R$ 0.00
Final Balance as of the close of business of August 21, 2018		**R$ 0.00**

Section (E) – Other Information

Events	Y / N
Has any Event of Default occurred or continued as of the close of business for the Indenture Trustee on the related Allocation Date?	No
Has any Trigger Event occurred or continued as of the close of business for the Indenture Trustee on the related Allocation Date?	No
Has any Bond Administrator Replacement Event occurred or continued as of the close of business for the Indenture Trustee on the related Allocation Date?	No
Has any Servicer Replacement Event occurred or continued as of the close of business for the Indenture Trustee on the related Allocation Date?	No
Has any Event of Default been declared as of the close of business for the Indenture Trustee on the related Allocation Date?	No
Has any Early Amortization Period been declared as of the close of business for the Indenture Trustee on the related Allocation Date?	No
Has there been the occurrence of conditions which give rise to any Sponsor Refund Obligations or any RJS Damages as of the close of business for the Indenture Trustee on the related Allocation Date?	No

September 04, 2018

TRANSFER REPORT

This Transfer Report has been prepared by Banco do Brasil S.A., for its role as Bond Administrator in connection with the issuance of (a) US$ 2,000,000,000 aggregate principal amount of 6.25% Series 2014-1 Notes due 2024 (the "Series 2014-1 Notes"); (b) R$ 2,400,000,000 aggregate principal amount of 16.25% Series 2014-2 Notes due 2022 (the "Series 2014-2 Notes"), (c) US$ 1,100,000,000 aggregate principal amount of 6.75% Series 2014-3 Notes due 2027 (the "Series 2014-3 Notes"); and (d) US$ 600,000,000 aggregate principal amount of 8.20% Series 2018-1 Notes due 2028 by Rio Oil Finance Trust and in accordance with the terms set forth in the Amended and Restated Indenture dated as of June 20, 2014, and as amended and restated as of April 03, 2018 (the "Indenture"), in the Amended and Restated Series 2014-1 Indenture Supplement and the Amended and Restated Series 2014-2 Indenture Supplement, dated as of June 20, 2014, and as amended and restated as of March 07, 2018, in the Amended and Restated Series 2014-3 Indenture Supplement dated as of November 21, 2014, and as amended and restated as of March 07, 2018, and in the Series 2018-1 Indenture Supplement dated as of April 19, 2018 (the "Indenture Supplements").

Some of the terms set forth in the Indenture and in the Indenture Supplements were amended by that certain Waiver and Amendment Agreement dated as of October 20, 2015 (the "First Waiver and Amendment Agreement"), by that certain Waiver and Amendment Agreement dated as of June 20, 2016 (the "Second Waiver and Amendment Agreement"), by that certain Waiver and Amendment Agreement dated as of October 11, 2016 (the "Third Waiver and Amendment Agreement"), by that certain Rescission and Amendment Agreement dated as of December 05, 2016 (the "Fourth Rescission and Amendment Agreement"), by that certain Rescission and Amendment Agreement dated as of December 04, 2017 (the "Fifth Rescission and Amendment Agreement"), and by that certain Waiver, Rescission and Amendment Agreement dated as of March 07, 2018 (the "Sixth Waiver, Rescission and Amendment Agreement''), and are fully reflected in all calculations of this Transfer Report.

The duties and obligations of Banco do Brasil S.A. is determined solely by the express provisions of the Indenture and the other Transactions Documents which it is a part, such as the responsibility for making all the calculations and determinations including, but not limited to, Transfer Amounts. Banco do Brasil S.A. shall not be liable except for the performance of such duties and obligations.

Banco do Brasil S.A. may conclusively rely as to the truth of the statements and the correctness of the opinions expressed in any Transaction Document and upon any statements, certificates or opinions furnished in writing to Banco do Brasil S.A. pursuant to any of the Transaction Documents and conforming to the requirements of the Transaction Documents. Banco do Brasil S.A. may conclusively rely upon, and shall be protected in acting or refraining from acting upon, and shall not be bound to make any investigation into the facts or matters stated in a written resolution, certificate, statement, instrument, opinion, report, notice, request, consent, order, note, Officer's Certificate, guaranty or other paper or document reasonably believed by it to be genuine and to have been signed or presented by the proper Person(s).

This Transfer Report is addressed exclusively to Citibank N.A. (the Indenture Trustee) to be used as Transfer Instructions of the Revenue Account Waterfall in each Transfer Date.

For the effects of this Transfer Report, the Reais Allocation Date is September 03, 2018, the Reais Transfer Date is September 03, 2018, the Allocation Date is September 04, 2018 and the Transfer Date is September 05, 2018.

The exchange rate for dollar/reais conversion used in this Transfer Report is R$ 4.1279.

Table of Contents

Section (A) – Collections Revenue and Expenses Breakdowns 4

Section (B) – Detailed Collections Account Waterfall..... 5

Section (C) – Detailed Revenue Account Waterfall..... 6

Section (D) – Transaction Accounts Balance..... 7

Section (E) – Other Information 8

Defined Terms

"Allocation Date" shall mean, with respect to any Transfer Date, the Business Day which is immediately prior to such Transfer Date.

"Officer's Certificate" shall mean, in the case any of the Issuer and the Sponsor and the Indenture Trustee, a certificate signed by an Authorized Officer or the president or chairman (or other equivalent officer) of such Person or acting on behalf of such Person.

"Person" shall mean any individual, corporation, company, partnership, joint venture, trust, estate, unincorporated association, Governmental Authority or other entity of whatever nature.

"Reais Allocation Date" shall mean, with respect of any Reais Transfer Date, the Business Day which is immediately prior to such Reais Transfer Date.

"Reais Transfer Date" shall mean each Business Day of each calendar month following a Business Day when, as of the Balance Transfer Time for the Bond Administrator, there are available funds in the Collections Account for allocation in accordance with the Indenture.

"Transaction Documents" shall mean, collectively, the Indenture, the Series 2014-1 Notes, the Series 2014-2 Notes, the Series 2014-1 Indenture Supplement, the Series 2014-2 Indenture Supplement, the Bill of Sale, the Royalties Rights Agreement, the Servicing Agreement, the Pledge Agreement, the Trust Agreement, the Initial Oil Revenue and Rights Bill of Sale, the Banco do Brasil Oil Revenue and Rights Bill of Sale, the Caixa Oil Revenue and Rights Bill of Sale, the Instruments and any Indenture Supplements with respect to future Series of Instruments, and any purchase agreement related to the Instruments.

"Transfer Amount" shall mean, as of any Transfer Date, any of the Issuer Expenses Transfer Amount, the Taxation Expenses Transfer Amount, the Servicer Fee Transfer Amount, the Reserve LC Expenses Transfer Amount, any Debt Service Reserve Account Transfer Amount, any Series Senior Interest Transfer Amount for any Series of Securities, any Series Senior Scheduled Principal Transfer Amount for any Series of Securities, any Series Senior Excess Scheduled Principal Transfer Amount for any Series of Securities, any Series Senior Accelerated Principal Transfer Amount for any Series of Securities, any Series Senior Excess Accelerated Principal Transfer amount for any Series of Securities, any Series Subordinated Interest Transfer Amount for any Series of Securities, any Series Subordinated Scheduled Principal Transfer Amount for any Series of Securities, and/or any Series Subordinated Accelerated Principal Transfer Amount for any Series of Securities, each as of such Transfer Date.

"Transfer Date" shall mean each Business Day of each calendar month when there are available funds in the Revenue Account for distribution in accordance with the Revenue Account Waterfall.

"Transfer Instructions" shall have the meaning set forth in Section 4.10(b) of the Indenture, as follow *"On any Reais Transfer Date, prior to transferring any amounts, the Bond Administrator shall (i) first calculate the allocation of funds assuming that (A) the full amount of funds available for transfer on such Reais Transfer Date are allocated for transfer in accordance with the Collections Account Waterfall and (B) the full amount of funds available for transfer on such Transfer Date are allocated for transfer on such Transfer Date in accordance with the Revenue Account Waterfall and the Bond Administrator shall reduce such calculations to written transfer instructions for such Reais Transfer Date, the related Transfer Date or a related Payment Date.*"

Section (A) – Collections Revenue and Expense Breakdowns

The tables below show the total Collections and any other amounts received by the Servicer on such Reais Allocation Date, with respect to the Collateral of the transaction.

RJS Oil Revenues and RJS Oil Revenue Rights	Amount
Royalties – up to 5% (Law Nº 7,990 of December 28, 1989)	R$ 2,315,249.75
Royalties – more than 5% (Law Nº 9,478 of August 6, 1997)	R$ 1,700,140.08
Special Participations (Law Nº 9,478 of August 6, 1997)	R$ 6,449.13
FEP (Special Petroleum Fund) – Law Nº 7,990 and Law Nº 9,478	R$ 0.00
Total amount transfered to RJS Oil Revenues Dedicated Account	**R$ 4,021,838.96**

Statutory Oil Revenue Allocations by RJS	Amount
PASEP (Program for the Formation of Assets of Public Servants)	(R$ 40,218.38)
FECAM (State Fund for Environmental Conservation and Urban Development) [1]	R$ 0.00
Municipalities within RJS	(R$ 626,928.10)
Brazilian Federal Government (Assignment Agreement of October 29, 1999)	R$ 0.00
Conta B (State Decree Nº 43,783 of September 12, 2012)	R$ 0.00
Total RJS Oil Revenue Allocations	**(R$ 667,146.48)**

Assigned Oil Revenues and Assigned Oil Revenue Rights	Amount
RJS Oil Revenues and RJS Oil Revenue Rights	R$ 4,021,838.96
RJS Oil Revenue Allocations	(R$ 667,146.48)
Net amount transferred to Collections Account	**R$ 3,354,692.48**

1) According to the Amendment to the State of Rio de Janeiro Constitution Nº 70 of December 12, 2017 and the State Law Nº 178 of December 20, 2017 (the "FECAM Subordination Legislation"), amounts related to FECAM Allocation are not deducted from Royalties and Special Participations, but instead are allocated according to priority fifteenth of the Revenue Account Waterfall (Section 4.3.(o) of the Indenture).

Section (B) – Detailed Collections Account Waterfall

Collections Account Waterfall		Amount
Priority	**Description**	
First	Taxation Expenses Transfer Amount	R$ 0.00
Second	(i) Servicer Fee Transfer Amount	R$ 0.00
	(ii) Bond Administrator Fees Transfer Amount	R$ 0.00
	(iii) Brazilian Collateral Agent Fees Transfer Amount	R$ 0.00
	(iv) Excess Companhia Securitizadora Expenses Transfer Amount	R$ 0.00
Third	(i) to the Revenue Account	R$ 0.00
	(ii) (A) to the Series 2014-2 Special Series Account	R$ 0.00
	(ii) (B) to the Series 2014-2 Special Debt Service Reserve Account	R$ 0.00
	(ii) (C) to the Special Interest Liquidity Reserve Account	R$ 0.00
	(ii) (D) to the Special Interest Trigger Event Reserve Account	R$ 0.00
	(iii) to the holder of the Sponsor Note and/or RJS	R$ 0.00
Fourth	(i) (A), (B), (C) and (D)	R$ 0.00
	(ii) to the holder of the Sponsor Note and to RJS	(R$ 3,354,692.48)
Total Debt		**(R$ 3,354,692.48)**

Section (C) – Detailed Revenue Account Waterfall

Revenue Account Waterfall		Amount
Priority	**Description**	
First	Issuer Expenses Transfer Amount	US$ 0.00
Second	To the Series 2014-1 Senior Interest Subaccount	US$ 0.00
	To the Series 2014-2 Senior Interest Subaccount	US$ 0.00
	To the Series 2014-3 Senior Interest Subaccount	US$ 0.00
	To the Series 2018-1 Senior Interest Subaccount	US$ 0.00
Third	To the Series 2014-1 Senior Scheduled Principal Subaccount	US$ 0.00
	To the Series 2014-2 Senior Scheduled Principal Subaccount	US$ 0.00
	To the Series 2014-3 Senior Scheduled Principal Subaccount	US$ 0.00
	To the Series 2018-1 Senior Scheduled Principal Subaccount	US$ 0.00
Fourth	To the Series 2014-1 Debt Service Reserve Account	US$ 0.00
	To the Series 2014-2 Debt Service Reserve Account	US$ 0.00
	To the Series 2014-3 Debt Service Reserve Account	US$ 0.00
	To the Series 2018-1 Debt Service Reserve Account	US$ 0.00
Fifth	(i) To the Liquidity Reserve Account	US$ 0.00
	(ii) To the Special Interest Liquidity Reserve Account	US$ 0.00
Sixth	To the Series 2014-1 Senior Accelerated Principal Subaccount	US$ 0.00
	To the Series 2014-2 Senior Accelerated Principal Subaccount	US$ 0.00
	To the Series 2014-3 Senior Accelerated Principal Subaccount	US$ 0.00
	To the Series 2018-1 Senior Accelerated Principal Subaccount	US$ 0.00
Seventh	To the Series 2014-1 Senior Excess Interest Subaccount	US$ 0.00
	To the Series 2014-2 Senior Excess Interest Subaccount	US$ 0.00
	To the Series 2014-3 Senior Excess Interest Subaccount	US$ 0.00
	To the Series 2018-1 Senior Excess Interest Subaccount	US$ 0.00
Eighth	To the Series 2014-1 Senior Excess Scheduled Principal Subaccount	US$ 0.00
	To the Series 2014-2 Senior Excess Scheduled Principal Subaccount	US$ 0.00
	To the Series 2014-3 Senior Excess Scheduled Principal Subaccount	US$ 0.00
	To the Series 2018-1 Senior Excess Scheduled Principal Subaccount	US$ 0.00
Ninth	To the Series 2014-1 Senior Excess Accelerated Principal Subaccount	US$ 0.00
	To the Series 2014-2 Senior Excess Accelerated Principal Subaccount	US$ 0.00
	To the Series 2014-3 Senior Excess Accelerated Principal Subaccount	US$ 0.00
	To the Series 2018-1 Senior Excess Accelerated Principal Subaccount	US$ 0.00
Tenth	(i) to the Trigger Event Reserve Account	US$ 0.00
	(ii) to the Special Interest Trigger Event Reserve Account	US$ 0.00
Eleventh	Not applicable	US$ 0.00
Twelfth	Not applicable	US$ 0.00
Thirteenth	Not applicable	US$ 0.00
Fourteenth	To the Reserve LC Expenses Subaccount	US$ 0.00
Fifteenth	To the holder of the Sponsor Note and to RJS	(US$ 812,687.44)
Total Debt		**(US$ 812,647.44)**

Section (D) – Transaction Accounts Balance

Collections Account		Amount
Date	Description	
08/21/18	Balance	R$ 0.00
09/03/18	Assigned Oil Revenues and Assigned Oil Revenue Rights	R$ 3,354,692.48
09/03/18	To the holder of the Sponsor Note	(R$ 3,354,692.48)
Final Balance as of the close of business of September 03, 2018		**R$ 0.00**

Series 2014-2 Special Series Account		Amount
Date	Description	
08/21/18	Balance	R$ 55,654,326.53
Final Balance as of the close of business of September 03, 2018		**R$ 55,654,326.53**

Series 2014-2 Special Debt Service Reserve Account		Amount
Date	Description	
08/21/18	Balance	R$ 165,182,272.02
Final Balance as of the close of business of September 03, 2018		**R$ 165,182,272.02**

Special Interest Liquidity Reserve Account		Amount
Date	Description	
08/21/18	Balance	R$ 0.00
Final Balance as of the close of business of September 03, 2018		**R$ 0.00**

Special Interest Trigger Event Reserve Account		Amount
Date	Description	
08/21/18	Balance	R$ 0.00
Final Balance as of the close of business of September 03, 2018		**R$ 0.00**

Section (E) – Other Information

Events	Y / N
Has any Event of Default occurred or continued as of the close of business for the Indenture Trustee on the related Allocation Date?	No
Has any Trigger Event occurred or continued as of the close of business for the Indenture Trustee on the related Allocation Date?	No
Has any Bond Administrator Replacement Event occurred or continued as of the close of business for the Indenture Trustee on the related Allocation Date?	No
Has any Servicer Replacement Event occurred or continued as of the close of business for the Indenture Trustee on the related Allocation Date?	No
Has any Event of Default been declared as of the close of business for the Indenture Trustee on the related Allocation Date?	No
Has any Early Amortization Period been declared as of the close of business for the Indenture Trustee on the related Allocation Date?	No
Has there been the occurrence of conditions which give rise to any Sponsor Refund Obligations or any RJS Damages as of the close of business for the Indenture Trustee on the related Allocation Date?	No

September 18, 2018

TRANSFER REPORT

This Transfer Report has been prepared by Banco do Brasil S.A., for its role as Bond Administrator in connection with the issuance of (a) US$ 2,000,000,000 aggregate principal amount of 6.25% Series 2014-1 Notes due 2024 (the "Series 2014-1 Notes"); (b) R$ 2,400,000,000 aggregate principal amount of 16.25% Series 2014-2 Notes due 2022 (the "Series 2014-2 Notes"), (c) US$ 1,100,000,000 aggregate principal amount of 6.75% Series 2014-3 Notes due 2027 (the "Series 2014-3 Notes"); and (d) US$ 600,000,000 aggregate principal amount of 8.20% Series 2018-1 Notes due 2028 by Rio Oil Finance Trust and in accordance with the terms set forth in the Amended and Restated Indenture dated as of June 20, 2014, and as amended and restated as of April 03, 2018 (the "Indenture"), in the Amended and Restated Series 2014-1 Indenture Supplement and the Amended and Restated Series 2014-2 Indenture Supplement, dated as of June 20, 2014, and as amended and restated as of March 07, 2018, in the Amended and Restated Series 2014-3 Indenture Supplement dated as of November 21, 2014, and as amended and restated as of March 07, 2018, and in the Series 2018-1 Indenture Supplement dated as of April 19, 2018 (the "Indenture Supplements").

Some of the terms set forth in the Indenture and in the Indenture Supplements were amended by that certain Waiver and Amendment Agreement dated as of October 20, 2015 (the "First Waiver and Amendment Agreement"), by that certain Waiver and Amendment Agreement dated as of June 20, 2016 (the "Second Waiver and Amendment Agreement"), by that certain Waiver and Amendment Agreement dated as of October 11, 2016 (the "Third Waiver and Amendment Agreement"), by that certain Rescission and Amendment Agreement dated as of December 05, 2016 (the "Fourth Rescission and Amendment Agreement"), by that certain Rescission and Amendment Agreement dated as of December 04, 2017 (the "Fifth Rescission and Amendment Agreement"), and by that certain Waiver, Rescission and Amendment Agreement dated as of March 07, 2018 (the "Sixth Waiver, Rescission and Amendment Agreement''), and are fully reflected in all calculations of this Transfer Report.

The duties and obligations of Banco do Brasil S.A. is determined solely by the express provisions of the Indenture and the other Transactions Documents which it is a part, such as the responsibility for making all the calculations and determinations including, but not limited to, Transfer Amounts. Banco do Brasil S.A. shall not be liable except for the performance of such duties and obligations.

Banco do Brasil S.A. may conclusively rely as to the truth of the statements and the correctness of the opinions expressed in any Transaction Document and upon any statements, certificates or opinions furnished in writing to Banco do Brasil S.A. pursuant to any of the Transaction Documents and conforming to the requirements of the Transaction Documents. Banco do Brasil S.A. may conclusively rely upon, and shall be protected in acting or refraining from acting upon, and shall not be bound to make any investigation into the facts or matters stated in a written resolution, certificate, statement, instrument, opinion, report, notice, request, consent, order, note, Officer's Certificate, guaranty or other paper or document reasonably believed by it to be genuine and to have been signed or presented by the proper Person(s).

This Transfer Report is addressed exclusively to Citibank N.A. (the Indenture Trustee) to be used as Transfer Instructions of the Revenue Account Waterfall in each Transfer Date.

For the effects of this Transfer Report, the Reais Allocation Date is September 17, 2018, the Reais Transfer Date is September 18, 2018, the Allocation Date is September 18, 2018 and the Transfer Date is September 18, 2018.

The exchange rate for dollar/reais conversion used in this Transfer Report is R$ 4.1369.

Table of Contents

Section (A) – Collections Revenue and Expenses Breakdowns 4

Section (B) – Detailed Collections Account Waterfall..... 5

Section (C) – Detailed Revenue Account Waterfall..... 6

Section (D) – Transfer Amounts Details and Supporting Calculations 7

(i) Excess Companhia Securitizadora Expenses Transfer Amount 7

(ii) Issuer Expenses 11

(iii) Taxation Expenses Transfer Amount 12

Section (E) – Transaction Accounts Balance..... 13

Section (F) – Other Information 14

Defined Terms

"Allocation Date" shall mean, with respect to any Transfer Date, the Business Day which is immediately prior to such Transfer Date.

"Officer's Certificate" shall mean, in the case any of the Issuer and the Sponsor and the Indenture Trustee, a certificate signed by an Authorized Officer or the president or chairman (or other equivalent officer) of such Person or acting on behalf of such Person.

"Person" shall mean any individual, corporation, company, partnership, joint venture, trust, estate, unincorporated association, Governmental Authority or other entity of whatever nature.

"Reais Allocation Date" shall mean, with respect of any Reais Transfer Date, the Business Day which is immediately prior to such Reais Transfer Date.

"Reais Transfer Date" shall mean each Business Day of each calendar month following a Business Day when, as of the Balance Transfer Time for the Bond Administrator, there are available funds in the Collections Account for allocation in accordance with the Indenture.

"Transaction Documents" shall mean, collectively, the Indenture, the Series 2014-1 Notes, the Series 2014-2 Notes, the Series 2014-1 Indenture Supplement, the Series 2014-2 Indenture Supplement, the Bill of Sale, the Royalties Rights Agreement, the Servicing Agreement, the Pledge Agreement, the Trust Agreement, the Initial Oil Revenue and Rights Bill of Sale, the Banco do Brasil Oil Revenue and Rights Bill of Sale, the Caixa Oil Revenue and Rights Bill of Sale, the Instruments and any Indenture Supplements with respect to future Series of Instruments, and any purchase agreement related to the Instruments.

"Transfer Amount" shall mean, as of any Transfer Date, any of the Issuer Expenses Transfer Amount, the Taxation Expenses Transfer Amount, the Servicer Fee Transfer Amount, the Reserve LC Expenses Transfer Amount, any Debt Service Reserve Account Transfer Amount, any Series Senior Interest Transfer Amount for any Series of Securities, any Series Senior Scheduled Principal Transfer Amount for any Series of Securities, any Series Senior Excess Scheduled Principal Transfer Amount for any Series of Securities, any Series Senior Accelerated Principal Transfer Amount for any Series of Securities, any Series Senior Excess Accelerated Principal Transfer amount for any Series of Securities, any Series Subordinated Interest Transfer Amount for any Series of Securities, any Series Subordinated Scheduled Principal Transfer Amount for any Series of Securities, and/or any Series Subordinated Accelerated Principal Transfer Amount for any Series of Securities, each as of such Transfer Date.

"Transfer Date" shall mean each Business Day of each calendar month when there are available funds in the Revenue Account for distribution in accordance with the Revenue Account Waterfall.

"Transfer Instructions" shall have the meaning set forth in Section 4.10(b) of the Indenture, as follow *"On any Reais Transfer Date, prior to transferring any amounts, the Bond Administrator shall (i) first calculate the allocation of funds assuming that (A) the full amount of funds available for transfer on such Reais Transfer Date are allocated for transfer in accordance with the Collections Account Waterfall and (B) the full amount of funds available for transfer on such Transfer Date are allocated for transfer on such Transfer Date in accordance with the Revenue Account Waterfall and the Bond Administrator shall reduce such calculations to written transfer instructions for such Reais Transfer Date, the related Transfer Date or a related Payment Date.*"

Section (A) – Collections Revenue and Expense Breakdowns

The tables below show the total Collections and any other amounts received by the Servicer on such Reais Allocation Date, with respect to the Collateral of the transaction.

RJS Oil Revenues and RJS Oil Revenue Rights	Amount
Royalties – up to 5% (Law Nº 7,990 of December 28, 1989)	R$ 227,948,609.73
Royalties – more than 5% (Law Nº 9,478 of August 6, 1997)	R$ 167,562,200.39
Special Participations (Law Nº 9,478 of August 6, 1997)	R$ 0.00
FEP (Special Petroleum Fund) – Law Nº 7,990 and Law Nº 9,478	R$ 0.00
Total amount transfered to RJS Oil Revenues Dedicated Account	**R$ 395,510,810.12**

Statutory Oil Revenue Allocations by RJS	Amount
PASEP (Program for the Formation of Assets of Public Servants)	(R$ 3,955,108.09)
FECAM (State Fund for Environmental Conservation and Urban Development) [1]	R$ 0.00
Municipalities within RJS	(R$ 56,417,280.91)
Brazilian Federal Government (Assignment Agreement of October 29, 1999)	R$ 0.00
Conta B (State Decree Nº 43,783 of September 12, 2012)	R$ 0.00
Total RJS Oil Revenue Allocations	**(R$ 60,372,389.00)**

Assigned Oil Revenues and Assigned Oil Revenue Rights	Amount
RJS Oil Revenues and RJS Oil Revenue Rights	R$ 395,510,810.12
RJS Oil Revenue Allocations	(R$ 60,372,389.00)
Net amount transferred to Collections Account	**R$ 335,138,421.12**

1) According to the Amendment to the State of Rio de Janeiro Constitution Nº 70 of December 12, 2017 and the State Law Nº 178 of December 20, 2017 (the "FECAM Subordination Legislation"), amounts related to FECAM Allocation are not deducted from Royalties and Special Participations, but instead are allocated according to priority fifteenth of the Revenue Account Waterfall (Section 4.3.(o) of the Indenture).

Section (B) – Detailed Collections Account Waterfall

Collections Account Waterfall		Amount
Priority	**Description**	
First	Taxation Expenses Transfer Amount	(R$ 8,595.81)
Second	(i) Servicer Fee Transfer Amount	R$ 0.00
	(ii) Bond Administrator Fees Transfer Amount	R$ 0.00
	(iii) Brazilian Collateral Agent Fees Transfer Amount	R$ 0.00
	(iv) Excess Companhia Securitizadora Expenses Transfer Amount	(R$ 47,839.60)
Third	(i) to the Revenue Account	(R$ 870.00)
	(ii) (A) to the Series 2014-2 Special Series Account	R$ 0.00
	(ii) (B) to the Series 2014-2 Special Debt Service Reserve Account	R$ 0.00
	(ii) (C) to the Special Interest Liquidity Reserve Account	R$ 0.00
	(ii) (D) to the Special Interest Trigger Event Reserve Account	R$ 0.00
	(iii) to the holder of the Sponsor Note and/or RJS	R$ 0.00
Fourth	(i) (A), (B), (C) and (D)	R$ 0.00
	(ii) to the holder of the Sponsor Note and to RJS	(R$ 335,081,115.71)
Total Debt		**(R$ 335,138,421.12)**

Section (C) – Detailed Revenue Account Waterfall

Revenue Account Waterfall		Amount
Priority	**Description**	
First	Issuer Expenses Transfer Amount	(US$ 210.30)
Second	To the Series 2014-1 Senior Interest Subaccount	US$ 0.00
	To the Series 2014-2 Senior Interest Subaccount	US$ 0.00
	To the Series 2014-3 Senior Interest Subaccount	US$ 0.00
	To the Series 2018-1 Senior Interest Subaccount	US$ 0.00
Third	To the Series 2014-1 Senior Scheduled Principal Subaccount	US$ 0.00
	To the Series 2014-2 Senior Scheduled Principal Subaccount	US$ 0.00
	To the Series 2014-3 Senior Scheduled Principal Subaccount	US$ 0.00
	To the Series 2018-1 Senior Scheduled Principal Subaccount	US$ 0.00
Fourth	To the Series 2014-1 Debt Service Reserve Account	US$ 0.00
	To the Series 2014-2 Debt Service Reserve Account	US$ 0.00
	To the Series 2014-3 Debt Service Reserve Account	US$ 0.00
	To the Series 2018-1 Debt Service Reserve Account	US$ 0.00
Fifth	(i) To the Liquidity Reserve Account	US$ 0.00
	(ii) To the Special Interest Liquidity Reserve Account	US$ 0.00
Sixth	To the Series 2014-1 Senior Accelerated Principal Subaccount	US$ 0.00
	To the Series 2014-2 Senior Accelerated Principal Subaccount	US$ 0.00
	To the Series 2014-3 Senior Accelerated Principal Subaccount	US$ 0.00
	To the Series 2018-1 Senior Accelerated Principal Subaccount	US$ 0.00
Seventh	To the Series 2014-1 Senior Excess Interest Subaccount	US$ 0.00
	To the Series 2014-2 Senior Excess Interest Subaccount	US$ 0.00
	To the Series 2014-3 Senior Excess Interest Subaccount	US$ 0.00
	To the Series 2018-1 Senior Excess Interest Subaccount	US$ 0.00
Eighth	To the Series 2014-1 Senior Excess Scheduled Principal Subaccount	US$ 0.00
	To the Series 2014-2 Senior Excess Scheduled Principal Subaccount	US$ 0.00
	To the Series 2014-3 Senior Excess Scheduled Principal Subaccount	US$ 0.00
	To the Series 2018-1 Senior Excess Scheduled Principal Subaccount	US$ 0.00
Ninth	To the Series 2014-1 Senior Excess Accelerated Principal Subaccount	US$ 0.00
	To the Series 2014-2 Senior Excess Accelerated Principal Subaccount	US$ 0.00
	To the Series 2014-3 Senior Excess Accelerated Principal Subaccount	US$ 0.00
	To the Series 2018-1 Senior Excess Accelerated Principal Subaccount	US$ 0.00
Tenth	(i) to the Trigger Event Reserve Account	US$ 0.00
	(ii) to the Special Interest Trigger Event Reserve Account	US$ 0.00
Eleventh	Not applicable	US$ 0.00
Twelfth	Not applicable	US$ 0.00
Thirteenth	Not applicable	US$ 0.00
Fourteenth	To the Reserve LC Expenses Subaccount	US$ 0.00
Fifteenth	To the holder of the Sponsor Note and to RJS	(US$ 80,998,118.33)
Total Debt		**(US$ 80,998,328.63)**

Section (D) – Transfer Amounts Details and Supporting Calculations

(i) Excess Companhia Securitizadora Expenses Transfer Amount

Service Provider	Cetip S.A. – Mercados Organizados
Description	Services related to registration, central securities depository (CSD), trading and settlement of local debentures issued by Companhia Securitizadora
Expense	Custody Fee
Source	www.cetip.com.br – *Comunicados e Documentos – Tabela de Preços*
Total Amount Due	**R$ 9,006.90**

Supporting Calculations:

1) Custody Fee

$$Custody = (Local\ Debenture\ Amount\ x\ Applicable\ Rate) + \ Additional\ Amount$$

$$Custody = (R\$\ 503{,}178{,}770.90\ x\ 0{,}001790\%) + R\$\ 0.00 = \boldsymbol{R\$\ 9{,}006.90}$$

Service Provider	Banco do Brasil S.A.
Description	Services related to receiving payments from the Companhia Securitizadora and then distributing to the holders of local debentures
Expense	Paying Agent Fee
Source	*Contrato de Banco Mandatário*
Total Amount Due	**R$ 6,099.43**

Supporting Calculations:

1) Paying Agent Fee

Fixed monthly fee of R$ 4,900.00, adjusted annually on the anniversary of Closing Date based upon IGP-DI index (*Índice Geral de Preços – Disponibilidade Interna*).

$$Adjusted\ Paying\ Agent\ Fee = Monthly\ Fee\ x\ IGP - DI\ Index$$

$$Adjusted\ Paying\ Agent\ Fee = R\$\ 5{,}713.58^{*}\ x\ 106.753209\% = \boldsymbol{R\$\ 6{,}099.43}$$

* Adjusted Paying Agent Fee as of June/2018

Service Provider	Banco do Brasil S.A.
Description	Services related to holding the collateral on behalf of the holders of local debentures issued by Companhia Securitizadora
Expense	Local Debentures Collateral Agent Fee
Source	*Contrato de Administração de Contas*
Total Amount Due	**R$ 4,039.13**

Section (D) – Transfer Amounts Details and Supporting Calculations (cont.)

(i) Excess Companhia Securitizadora Expenses Transfer Amount (cont.)

Supporting Calculations:

1) Collateral Agent Fee

Fixed monthly fee of R$ 3,000.00 adjusted annually on the anniversary of Closing Date based upon IPCA index (*Índice Nacional de Preços ao Consumidor Amplo*), plus any additional amounts that may be necessary to offset the effect of any withholding taxes.

Taxes: *Imposto de Renda* (IR) – 1,5%, *Contribuição Social sobre o Lucro Líquido* (CSLL) – 1,0%, *Contribuição para o Financiamento da Seguridade Social* (Cofins) – 3,0% and *Programa de Integração Social e Programa de Formação do Patrimônio do Servidor Público* (PIS / Pasep) – 0,65%.

1.a) Collateral Agent Fee Adjustment

$$Adjusted\ Collateral\ Agent\ Fee = Monthly\ Fee\ x\ IPCA\ Index$$

$$Adjusted\ Collateral\ Agent\ Fee = R\$\ 3{,}685.51^{*}\ x\ 102.854890\% = \boldsymbol{R\$\ 3{,}790.73}$$

1.b) Collateral Agent Fee including Taxes

$$Collateral\ Agent\ Fee = \frac{Fixed\ Fee\ (adjusted\ annually)}{(1 - taxes)}$$

$$Collateral\ Agent\ Fee = \frac{R\$\ 3{,}790.73}{(1 - 0{,}0615)} = \boldsymbol{R\$\ 4{,}039.14}$$

* Monthly Fee from 06/20/17 to 06/19/18.

Service Provider	Fundo Único de Previdência Social do Estado do Rio de Janeiro
Description	Headquarter's office rental agreement
Expense	Rental Fee
Source	*Termo de Cessão de Uso de Imóvel*
Total Amount Due	**R$ 748.68**

Supporting Calculations:

1) Rental Fee

Fixed rate monthly fee of R$ 595.00, adjusted annually on the anniversary of the agreement initial date based upon INPC index (*Índice Nacional de Preços ao Consumidor*).

$$Adjusted\ Rental\ Fee = Monthly\ Fee\ x\ INPC\ Index$$

$$Adjusted\ Rental\ Fee = R\$\ 736.23^{*}\ x\ 101.6910\% = \boldsymbol{R\$\ 748.68}$$

* Monthly rental fee as of May/2018

Section (D) – Transfer Amounts Details and Supporting Calculations (cont.)

(i) Excess Companhia Securitizadora Expenses Transfer Amount (cont.)

Service Provider	Rio Petróleo SPE S/A Director's fee
Description	Director's remuneration
Expense	Director's Fee
Source	*Estatuto Social*
Total Amount Due	**R$ 15,925.00**

Supporting Calculations:

1) Director's Fee

Fixed rate monthly fee of R$ 6,500.00 for each Director plus INSS*.

Director		**Director**		**Total**
Fábio Rodrigo Amaral de Assunção		Flávio Câmara Carreiro		
Month	**Amount**	**Month**	**Amount**	
Sep 18	R$ 6,500.00	Sep 18	R$ 6,500.00	R$ 13,000.00
Sep 18 (INSS)	R$ 1,462.50	Sep 18 (INSS)	R$ 1,462.50	R$ 2,925.00
Total	**R$ 7,962.50**	**Total**	**R$ 7,962.50**	**R$ 15,925.00**

* Social Security Tax

Service Provider	BDO RCS Controladoria e Contabilidade Ltda.
Description	Services related to management and accounting processes of Companhia Securitizadora
Expense	Companhia Securitizadora Controller Fee
Source	Invoice no. 271
Total Amount Due	**R$ 9,795.92**

Description	Taxation on Companhia Securitizadora's Revenue
Expense	PIS/COFINS
Source	*Campos Mello Legal Opinion*
Total Amount Due	**R$ 2,224.54**

Supporting Calculations:

1) PIS/COFINS

$$PIS\ /\ COFINS = \left[\frac{Expenses}{(1 - 0{,}0465)}\right] - Expenses$$

Section (D) – Transfer Amounts Details and Supporting Calculations (cont.)

(i) Excess Companhia Securitizadora Expenses Transfer Amount (cont.)

$$PIS — COFINS = \left[\frac{R\$\ 45{,}615.06}{(1 - 0{,}0465)}\right] - R\$\ 45{,}615.06 = \boldsymbol{R\$\ 2{,}224.54}$$

Total Excess Companhia Securitizadora Expenses

$$R\$\ 9{,}006.90 + R\$\ 6{,}099.43 + R\$\ 4{,}039.13 + R\$\ 748.68 + R\$\ 15{,}925.00 + R\$\ 9{,}795.92 + R\$\ 2{,}224.54 = \boldsymbol{R\$\ 47{,}839.60}$$

Section (D) – Transfer Amounts Details and Supporting Calculations (cont.)

(ii) Issuer Expenses

Service Provider	Cescon Barrieu Flesch & Barreto Sociedade de Advogados
Description	Services related to the provision of information requested by Rio de Janeiro Public Prosecuter's Office.
Expense	Legal Fees
Source	Invoice no. 154083
Total Amount Due	**R$ 870.00**

Total Issuer Expenses: $\boldsymbol{R\$\ 870.00\ (US\$\ 210.30)}$

Section (D) – Transfer Amounts Details and Supporting Calculations (cont.)

(iii) Taxation Expenses Transfer Amount

1) All funds transferred from Brazil to the Issuer abroad and/or from the Issuer abroad to Brazil are subject to IOF (*Imposto sobre Operações de Crédito, Câmbio e Seguros ou relativos a Títulos ou Valores Mobiliário*) at the rate of 0.38%;

2) All funds transferred from Brazil to the Issuer abroad are subject to IRRF (*Imposto de Renda Retido na Fonte*) at the rate of 15.00%, for the amounts other than related to a portion of Principal Payments that does not represent capital gain as a consequence of exchange rate movement, to fund the Debt Service Reserve Account, to fund the Liquidity Reserve Account and to fund the Trigger Event Reserve Account;

3) All funds drawn from the Debt Service Reserve Account, from the Liquidity Reserve Account and from the Trigger Event Reserve Account outside Brazil to be used for Interest Payment and for the portion of Principal Payment that represents capital gain as a consequence of exchange rate movement are subject to IRRF (*Imposto de Renda Retido na Fonte*) at the rate of 15,00%.

<u>Supporting Calculations</u>:

1) IRRF

i. Companhia Securitizadora Expenses not transferred to the Issuer outside Brazil

$$IRRF = \left[\frac{(Expenses\ Amount)}{(1-0.15)}\right] - (Expenses\ Amount)$$

$$IRRF = \left[\frac{R\$\ 47{,}839.60}{(0.85)}\right] - R\$\ 47{,}839.60 = \boldsymbol{R\$\ 8{,}442.28\ (US\$\ 2{,}040.73)}$$

ii. Issuer Expenses not transferred to the Issuer outside Brazil

$$IRRF = \left[\frac{(Expenses\ Amount)}{(1-0.15)}\right] - (Expenses\ Amount)$$

$$IRRF = \left[\frac{R\$\ 870.00}{(0.85)}\right] - R\$\ 870.00 = \boldsymbol{R\$\ 153.53\ (US\$\ 37.11)}$$

Total Taxation Expenses = $R\$\ 8{,}442.28 + R\$\ 153.53 = \boldsymbol{R\$\ 8{,}595.81\ (US\$\ 2{,}077.84)}$

Section (E) – Transaction Accounts Balance

Collections Account		Amount
Date	Description	
09/03/18	Balance	R$ 0.00
09/18/18	Assigned Oil Revenues and Assigned Oil Revenue Rights	R$ 335,138,421.12
09/18/18	Taxation Expenses Transfer Amount	(R$ 8,595.81)
09/18/18	Cia Securitizadora Expenses Transfer Amount	(R$ 47,839.60)
09/18/18	Issuer Expenses Transfer Amount	(R$ 870.00)
09/18/18	To the holder of the Sponsor Note	(R$ 335,081,115.71)
Final Balance as of the close of business of September 18, 2018		**R$ 0.00**

Series 2014-2 Special Series Account		Amount
Date	Description	
09/03/18	Balance	R$ 55,654,326.53
Final Balance as of the close of business of September 18, 2018		**R$ 55,654,326.53**

Series 2014-2 Special Debt Service Reserve Account		Amount
Date	Description	
09/03/18	Balance	R$ 165,182,272.02
Final Balance as of the close of business of September 18, 2018		**R$ 165,182,272.02**

Special Interest Liquidity Reserve Account		Amount
Date	Description	
09/03/18	Balance	R$ 0.00
Final Balance as of the close of business of September 18, 2018		**R$ 0.00**

Special Interest Trigger Event Reserve Account		Amount
Date	Description	
09/03/18	Balance	R$ 0.00
Final Balance as of the close of business of September 18, 2018		**R$ 0.00**

Section (F) – Other Information

Events	Y / N
Has any Event of Default occurred or continued as of the close of business for the Indenture Trustee on the related Allocation Date?	No
Has any Trigger Event occurred or continued as of the close of business for the Indenture Trustee on the related Allocation Date?	No
Has any Bond Administrator Replacement Event occurred or continued as of the close of business for the Indenture Trustee on the related Allocation Date?	No
Has any Servicer Replacement Event occurred or continued as of the close of business for the Indenture Trustee on the related Allocation Date?	No
Has any Event of Default been declared as of the close of business for the Indenture Trustee on the related Allocation Date?	No
Has any Early Amortization Period been declared as of the close of business for the Indenture Trustee on the related Allocation Date?	No
Has there been the occurrence of conditions which give rise to any Sponsor Refund Obligations or any RJS Damages as of the close of business for the Indenture Trustee on the related Allocation Date?	No

September 24, 2018

TRANSFER REPORT

This Transfer Report has been prepared by Banco do Brasil S.A., for its role as Bond Administrator in connection with the issuance of (a) US$ 2,000,000,000 aggregate principal amount of 6.25% Series 2014-1 Notes due 2024 (the "Series 2014-1 Notes"); (b) R$ 2,400,000,000 aggregate principal amount of 16.25% Series 2014-2 Notes due 2022 (the "Series 2014-2 Notes"), (c) US$ 1,100,000,000 aggregate principal amount of 6.75% Series 2014-3 Notes due 2027 (the "Series 2014-3 Notes"); and (d) US$ 600,000,000 aggregate principal amount of 8.20% Series 2018-1 Notes due 2028 by Rio Oil Finance Trust and in accordance with the terms set forth in the Amended and Restated Indenture dated as of June 20, 2014, and as amended and restated as of April 03, 2018 (the "Indenture"), in the Amended and Restated Series 2014-1 Indenture Supplement and the Amended and Restated Series 2014-2 Indenture Supplement, dated as of June 20, 2014, and as amended and restated as of March 07, 2018, in the Amended and Restated Series 2014-3 Indenture Supplement dated as of November 21, 2014, and as amended and restated as of March 07, 2018, and in the Series 2018-1 Indenture Supplement dated as of April 19, 2018 (the "Indenture Supplements").

Some of the terms set forth in the Indenture and in the Indenture Supplements were amended by that certain Waiver and Amendment Agreement dated as of October 20, 2015 (the "First Waiver and Amendment Agreement"), by that certain Waiver and Amendment Agreement dated as of June 20, 2016 (the "Second Waiver and Amendment Agreement"), by that certain Waiver and Amendment Agreement dated as of October 11, 2016 (the "Third Waiver and Amendment Agreement"), by that certain Rescission and Amendment Agreement dated as of December 05, 2016 (the "Fourth Rescission and Amendment Agreement"), by that certain Rescission and Amendment Agreement dated as of December 04, 2017 (the "Fifth Rescission and Amendment Agreement"), and by that certain Waiver, Rescission and Amendment Agreement dated as of March 07, 2018 (the "Sixth Waiver, Rescission and Amendment Agreement''), and are fully reflected in all calculations of this Transfer Report.

The duties and obligations of Banco do Brasil S.A. is determined solely by the express provisions of the Indenture and the other Transactions Documents which it is a part, such as the responsibility for making all the calculations and determinations including, but not limited to, Transfer Amounts. Banco do Brasil S.A. shall not be liable except for the performance of such duties and obligations.

Banco do Brasil S.A. may conclusively rely as to the truth of the statements and the correctness of the opinions expressed in any Transaction Document and upon any statements, certificates or opinions furnished in writing to Banco do Brasil S.A. pursuant to any of the Transaction Documents and conforming to the requirements of the Transaction Documents. Banco do Brasil S.A. may conclusively rely upon, and shall be protected in acting or refraining from acting upon, and shall not be bound to make any investigation into the facts or matters stated in a written resolution, certificate, statement, instrument, opinion, report, notice, request, consent, order, note, Officer's Certificate, guaranty or other paper or document reasonably believed by it to be genuine and to have been signed or presented by the proper Person(s).

This Transfer Report is addressed exclusively to Citibank N.A. (the Indenture Trustee) to be used as Transfer Instructions of the Revenue Account Waterfall in each Transfer Date.

For the effects of this Transfer Report, the Reais Allocation Date is September 21, 2018, the Reais Transfer Date is September 24, 2018, the Allocation Date is September 25, 2018 and the Transfer Date is September 26, 2018.

The exchange rate for dollar/reais conversion used in this Transfer Report is R$ 4.0728.

Table of Contents

Section (A) – Collections Revenue and Expenses Breakdowns 4

Section (B) – Detailed Collections Account Waterfall..... 5

Section (C) – Detailed Revenue Account Waterfall..... 6

Section (D) – Transfer Amounts Details and Supporting Calculations 7

(i) Servicer Fee Transfer Amount..... 7

(ii) Bond Administrator Fee Transfer Amount..... 7

(iii) Issuer Expenses Transfer Amount 8

(iv) Taxation Expenses Transfer Amount..... 9

Section (E) – Transaction Accounts Balance..... 10

Section (F) – Other Information 11

Defined Terms

"Allocation Date" shall mean, with respect to any Transfer Date, the Business Day which is immediately prior to such Transfer Date.

"Officer's Certificate" shall mean, in the case any of the Issuer and the Sponsor and the Indenture Trustee, a certificate signed by an Authorized Officer or the president or chairman (or other equivalent officer) of such Person or acting on behalf of such Person.

"Person" shall mean any individual, corporation, company, partnership, joint venture, trust, estate, unincorporated association, Governmental Authority or other entity of whatever nature.

"Reais Allocation Date" shall mean, with respect of any Reais Transfer Date, the Business Day which is immediately prior to such Reais Transfer Date.

"Reais Transfer Date" shall mean each Business Day of each calendar month following a Business Day when, as of the Balance Transfer Time for the Bond Administrator, there are available funds in the Collections Account for allocation in accordance with the Indenture.

"Transaction Documents" shall mean, collectively, the Indenture, the Series 2014-1 Notes, the Series 2014-2 Notes, the Series 2014-1 Indenture Supplement, the Series 2014-2 Indenture Supplement, the Bill of Sale, the Royalties Rights Agreement, the Servicing Agreement, the Pledge Agreement, the Trust Agreement, the Initial Oil Revenue and Rights Bill of Sale, the Banco do Brasil Oil Revenue and Rights Bill of Sale, the Caixa Oil Revenue and Rights Bill of Sale, the Instruments and any Indenture Supplements with respect to future Series of Instruments, and any purchase agreement related to the Instruments.

"Transfer Amount" shall mean, as of any Transfer Date, any of the Issuer Expenses Transfer Amount, the Taxation Expenses Transfer Amount, the Servicer Fee Transfer Amount, the Reserve LC Expenses Transfer Amount, any Debt Service Reserve Account Transfer Amount, any Series Senior Interest Transfer Amount for any Series of Securities, any Series Senior Scheduled Principal Transfer Amount for any Series of Securities, any Series Senior Excess Scheduled Principal Transfer Amount for any Series of Securities, any Series Senior Accelerated Principal Transfer Amount for any Series of Securities, any Series Senior Excess Accelerated Principal Transfer amount for any Series of Securities, any Series Subordinated Interest Transfer Amount for any Series of Securities, any Series Subordinated Scheduled Principal Transfer Amount for any Series of Securities, and/or any Series Subordinated Accelerated Principal Transfer Amount for any Series of Securities, each as of such Transfer Date.

"Transfer Date" shall mean each Business Day of each calendar month when there are available funds in the Revenue Account for distribution in accordance with the Revenue Account Waterfall.

"Transfer Instructions" shall have the meaning set forth in Section 4.10(b) of the Indenture, as follow *"On any Reais Transfer Date, prior to transferring any amounts, the Bond Administrator shall (i) first calculate the allocation of funds assuming that (A) the full amount of funds available for transfer on such Reais Transfer Date are allocated for transfer in accordance with the Collections Account Waterfall and (B) the full amount of funds available for transfer on such Transfer Date are allocated for transfer on such Transfer Date in accordance with the Revenue Account Waterfall and the Bond Administrator shall reduce such calculations to written transfer instructions for such Reais Transfer Date, the related Transfer Date or a related Payment Date.*"

Section (A) – Collections Revenue and Expense Breakdowns

The tables below show the total Collections and any other amounts received by the Servicer on such Reais Allocation Date, with respect to the Collateral of the transaction.

RJS Oil Revenues and RJS Oil Revenue Rights	Amount
Royalties – up to 5% (Law Nº 7,990 of December 28, 1989)	R$ 0.00
Royalties – more than 5% (Law Nº 9,478 of August 6, 1997)	R$ 0.00
Special Participations (Law Nº 9,478 of August 6, 1997)	R$ 0.00
FEP (Special Petroleum Fund) – Law Nº 7,990 and Law Nº 9,478	R$ 980,158.23
Total amount transfered to RJS Oil Revenues Dedicated Account	**R$ 980,158.23**

Statutory Oil Revenue Allocations by RJS	Amount
PASEP (Program for the Formation of Assets of Public Servants)	(R$ 9,801.58)
FECAM (State Fund for Environmental Conservation and Urban Development) [1]	R$ 0.00
Municipalities within RJS	R$ 0.00
Brazilian Federal Government (Assignment Agreement of October 29, 1999)	R$ 0.00
Conta B (State Decree Nº 43,783 of September 12, 2012)	R$ 0.00
Total RJS Oil Revenue Allocations	**(R$ 9,801.58)**

Assigned Oil Revenues and Assigned Oil Revenue Rights	Amount
RJS Oil Revenues and RJS Oil Revenue Rights	R$ 980,158.23
RJS Oil Revenue Allocations	(R$ 9,801.58)
Net amount transferred to Collections Account	**R$ 970,356.65**

1) According to the Amendment to the State of Rio de Janeiro Constitution Nº 70 of December 12, 2017 and the State Law Nº 178 of December 20, 2017 (the "FECAM Subordination Legislation"), amounts related to FECAM Allocation are not deducted from Royalties and Special Participations, but instead are allocated according to priority fifteenth of the Revenue Account Waterfall (Section 4.3.(o) of the Indenture).

Section (B) – Detailed Collections Account Waterfall

Collections Account Waterfall		Amount
Priority	**Description**	
First	Taxation Expenses Transfer Amount	(R$ 27,734.12)
Second	(i) Servicer Fee Transfer Amount	(R$ 48,000.00)
	(ii) Bond Administrator Fees Transfer Amount	(R$ 48,000.00)
	(iii) Brazilian Collateral Agent Fees Transfer Amount	R$ 0.00
	(iv) Excess Companhia Securitizadora Expenses Transfer Amount	R$ 0.00
Third	(i) to the Revenue Account	(R$ 61,160.00)
	(ii) (A) to the Series 2014-2 Special Series Account	R$ 0.00
	(ii) (B) to the Series 2014-2 Special Debt Service Reserve Account	R$ 0.00
	(ii) (C) to the Special Interest Liquidity Reserve Account	R$ 0.00
	(ii) (D) to the Special Interest Trigger Event Reserve Account	R$ 0.00
	(iii) to the holder of the Sponsor Note and/or RJS	R$ 0.00
Fourth	(i) (A), (B), (C) and (D)	R$ 0.00
	(ii) to the holder of the Sponsor Note and to RJS	(R$ 785,462.53)
Total Debt		**(R$ 970,356.65)**

Section (C) – Detailed Revenue Account Waterfall

Revenue Account Waterfall		Amount
Priority	**Description**	
First	Issuer Expenses Transfer Amount	(US$ 15,016.70)
Second	To the Series 2014-1 Senior Interest Subaccount	US$ 0.00
	To the Series 2014-2 Senior Interest Subaccount	US$ 0.00
	To the Series 2014-3 Senior Interest Subaccount	US$ 0.00
	To the Series 2018-1 Senior Interest Subaccount	US$ 0.00
Third	To the Series 2014-1 Senior Scheduled Principal Subaccount	US$ 0.00
	To the Series 2014-2 Senior Scheduled Principal Subaccount	US$ 0.00
	To the Series 2014-3 Senior Scheduled Principal Subaccount	US$ 0.00
	To the Series 2018-1 Senior Scheduled Principal Subaccount	US$ 0.00
Fourth	To the Series 2014-1 Debt Service Reserve Account	US$ 0.00
	To the Series 2014-2 Debt Service Reserve Account	US$ 0.00
	To the Series 2014-3 Debt Service Reserve Account	US$ 0.00
	To the Series 2018-1 Debt Service Reserve Account	US$ 0.00
Fifth	(i) To the Liquidity Reserve Account	US$ 0.00
	(ii) To the Special Interest Liquidity Reserve Account	US$ 0.00
Sixth	To the Series 2014-1 Senior Accelerated Principal Subaccount	US$ 0.00
	To the Series 2014-2 Senior Accelerated Principal Subaccount	US$ 0.00
	To the Series 2014-3 Senior Accelerated Principal Subaccount	US$ 0.00
	To the Series 2018-1 Senior Accelerated Principal Subaccount	US$ 0.00
Seventh	To the Series 2014-1 Senior Excess Interest Subaccount	US$ 0.00
	To the Series 2014-2 Senior Excess Interest Subaccount	US$ 0.00
	To the Series 2014-3 Senior Excess Interest Subaccount	US$ 0.00
	To the Series 2018-1 Senior Excess Interest Subaccount	US$ 0.00
Eighth	To the Series 2014-1 Senior Excess Scheduled Principal Subaccount	US$ 0.00
	To the Series 2014-2 Senior Excess Scheduled Principal Subaccount	US$ 0.00
	To the Series 2014-3 Senior Excess Scheduled Principal Subaccount	US$ 0.00
	To the Series 2018-1 Senior Excess Scheduled Principal Subaccount	US$ 0.00
Ninth	To the Series 2014-1 Senior Excess Accelerated Principal Subaccount	US$ 0.00
	To the Series 2014-2 Senior Excess Accelerated Principal Subaccount	US$ 0.00
	To the Series 2014-3 Senior Excess Accelerated Principal Subaccount	US$ 0.00
	To the Series 2018-1 Senior Excess Accelerated Principal Subaccount	US$ 0.00
Tenth	(i) to the Trigger Event Reserve Account	US$ 0.00
	(ii) to the Special Interest Trigger Event Reserve Account	US$ 0.00
Eleventh	Not applicable	US$ 0.00
Twelfth	Not applicable	US$ 0.00
Thirteenth	Not applicable	US$ 0.00
Fourteenth	To the Reserve LC Expenses Subaccount	US$ 0.00
Fifteenth	To the holder of the Sponsor Note and to RJS	(US$ 192,855.66)
Total Debt		**(US$ 207,872.36)**

Section (D) – Transfer Amounts Details and Supporting Calculations (cont.)

(i) Servicer Fee Transfer Amount

Service Provider	Banco do Brasil S.A.
Description	Services related to administration of the Collection and servicing of all of the Assigned Oil Revenues and Assigned Oil Revenue Rights
Expense	Servicer Fee
Source	Servicing Agreement
Total Amount Due	**R$ 48,000.00***

Supporting Calculations:

1) Servicer Fee

Fixed quarterly fee of R$ 48,000.00 adjusted annually on the anniversary of Closing Date based upon IPCA index (*Índice Nacional de Preços ao Consumidor Amplo*).

*Quarterly Fee from 04/03/18 to 06/19/19.

(ii) Bond Administrator Fees Transfer Amount

Service Provider	Banco do Brasil S.A.
Description	Services related to Bond Administrator under the Indenture and management of the Assigned Oil Revenues and Assigned Oil Revenue Rights
Expense	Bond Administrator Fee
Source	Indenture
Total Amount Due	**R$ 48,000.00***

Supporting Calculations:

1) Bond Administrator Fee

Fixed quarterly fee of R$ 48,000.00, adjusted annually on the anniversary of Closing Date based upon IPCA index (*Índice Nacional de Preços ao Consumidor Amplo*).

* Quarterly Fee from 04/03/18 to 06/19/19.

Section (D) – Transfer Amounts Details and Supporting Calculations (cont.)

(iii) Issuer Expenses

Service Provider	Brazil Translations & Solutions Traduções e Interpret Ltda.
Description	Translation to portuguese of new and amended documents related to the Series 2018-1 issuance.
Expense	Legal Fees
Source	Invoice no. 154083
Total Amount Due	**R$ 61,160.00**

Total Issuer Expenses: $\boldsymbol{R\$\ 61,160.00\ (US\$\ 15,016.70)}$

Section (D) – Transfer Amounts Details and Supporting Calculations (cont.)

(iv) Taxation Expenses Transfer Amount

1) All funds transferred from Brazil to the Issuer abroad and/or from the Issuer abroad to Brazil are subject to IOF (*Imposto sobre Operações de Crédito, Câmbio e Seguros ou relativos a Títulos ou Valores Mobiliário*) at the rate of 0.38%;

2) All funds transferred from Brazil to the Issuer abroad are subject to IRRF (*Imposto de Renda Retido na Fonte*) at the rate of 15.00%, for the amounts other than related to a portion of Principal Payments that does not represent capital gain as a consequence of exchange rate movement, to fund the Debt Service Reserve Account, to fund the Liquidity Reserve Account and to fund the Trigger Event Reserve Account;

3) All funds drawn from the Debt Service Reserve Account, from the Liquidity Reserve Account and from the Trigger Event Reserve Account outside Brazil to be used for Interest Payment and for the portion of Principal Payment that represents capital gain as a consequence of exchange rate movement are subject to IRRF (*Imposto de Renda Retido na Fonte*) at the rate of 15,00%.

<u>Supporting Calculations</u>:

1) IRRF

i. Servicer Fee (a), Bond Administrator Fees (b) and Brazilian Collateral Agent Fees (c) Transfer Amount

$$IRRF = \left[\frac{(a) + (b) + (c)}{(1 - 0.15)}\right] - [(a) + (b) + (c)]$$

$$IRRF = \left[\frac{R\$\ 48{,}000.00 + R\$\ 48{,}000.00 + R\$\ 0.00}{(0.85)}\right] - [R\$\ 48{,}000.00 + R\$\ 48{,}000.00 + R\$\ 0.00] =$$

$$IRRF = \boldsymbol{R\$\ 16{,}941.18\ (US\$\ 4{,}159.59)}$$

ii. Issuer Expenses paid in Brazil

$$IRRF = \left[\frac{(Expenses\ Amount)}{(1 - 0.15)}\right] - (Expenses\ Amount)$$

$$IRRF = \left[\frac{R\$\ 61{,}160.00}{(0.85)}\right] - R\$\ 61{,}160.00 = \boldsymbol{R\$\ 10{,}792.94\ (US\$\ 2{,}650.00)}$$

Total Taxation Expenses

$$R\$\ 16{,}941.18 + R\$\ 10{,}792.94\ = \boldsymbol{R\$\ 27{,}734.12\ (R\$\ 6{,}809.59)}$$

Section (E) – Transaction Accounts Balance

Collections Account		Amount
Date	Description	
09/18/18	Balance	R$ 0.00
09/21/18	Assigned Oil Revenues and Assigned Oil Revenue Rights	R$ 970,356.65
09/21/18	Taxation Expenses Transfer Amount	(R$ 27,734.12)
09/21/18	Servicer Fee Transfer Amount	(R$ 48,000.00)
09/21/18	Bond Administrator Fee Transfer Amount	(R$ 48,000.00)
09/21/18	Issuer Expenses Transfer Amount	(R$ 61,160.00)
09/21/18	To the holder of the Sponsor Note	(R$ 785,462.53)
Final Balance as of the close of business of September 21, 2018		**R$ 0.00**

Series 2014-2 Special Series Account		Amount
Date	Description	
09/18/18	Balance	R$ 55,654,326.53
Final Balance as of the close of business of September 21, 2018		**R$ 55,654,326.53**

Series 2014-2 Special Debt Service Reserve Account		Amount
Date	Description	
09/18/18	Balance	R$ 165,182,272.02
Final Balance as of the close of business of September 21, 2018		**R$ 165,182,272.02**

Special Interest Liquidity Reserve Account		Amount
Date	Description	
09/18/18	Balance	R$ 0.00
Final Balance as of the close of business of September 21, 2018		**R$ 0.00**

Special Interest Trigger Event Reserve Account		Amount
Date	Description	
09/18/18	Balance	R$ 0.00
Final Balance as of the close of business of September 21, 2018		**R$ 0.00**

Section (F) – Other Information

Events	Y / N
Has any Event of Default occurred or continued as of the close of business for the Indenture Trustee on the related Allocation Date?	No
Has any Trigger Event occurred or continued as of the close of business for the Indenture Trustee on the related Allocation Date?	No
Has any Bond Administrator Replacement Event occurred or continued as of the close of business for the Indenture Trustee on the related Allocation Date?	No
Has any Servicer Replacement Event occurred or continued as of the close of business for the Indenture Trustee on the related Allocation Date?	No
Has any Event of Default been declared as of the close of business for the Indenture Trustee on the related Allocation Date?	No
Has any Early Amortization Period been declared as of the close of business for the Indenture Trustee on the related Allocation Date?	No
Has there been the occurrence of conditions which give rise to any Sponsor Refund Obligations or any RJS Damages as of the close of business for the Indenture Trustee on the related Allocation Date?	No

October 18, 2018

TRANSFER REPORT

This Transfer Report has been prepared by Banco do Brasil S.A., for its role as Bond Administrator in connection with the issuance of (a) US$ 2,000,000,000 aggregate principal amount of 6.25% Series 2014-1 Notes due 2024 (the "Series 2014-1 Notes"); (b) R$ 2,400,000,000 aggregate principal amount of 16.25% Series 2014-2 Notes due 2022 (the "Series 2014-2 Notes"), (c) US$ 1,100,000,000 aggregate principal amount of 6.75% Series 2014-3 Notes due 2027 (the "Series 2014-3 Notes"); and (d) US$ 600,000,000 aggregate principal amount of 8.20% Series 2018-1 Notes due 2028 by Rio Oil Finance Trust and in accordance with the terms set forth in the Amended and Restated Indenture dated as of June 20, 2014, and as amended and restated as of April 03, 2018 (the "Indenture"), in the Amended and Restated Series 2014-1 Indenture Supplement and the Amended and Restated Series 2014-2 Indenture Supplement, dated as of June 20, 2014, and as amended and restated as of March 07, 2018, in the Amended and Restated Series 2014-3 Indenture Supplement dated as of November 21, 2014, and as amended and restated as of March 07, 2018, and in the Series 2018-1 Indenture Supplement dated as of April 19, 2018 (the "Indenture Supplements").

Some of the terms set forth in the Indenture and in the Indenture Supplements were amended by that certain Waiver and Amendment Agreement dated as of October 20, 2015 (the "First Waiver and Amendment Agreement"), by that certain Waiver and Amendment Agreement dated as of June 20, 2016 (the "Second Waiver and Amendment Agreement"), by that certain Waiver and Amendment Agreement dated as of October 11, 2016 (the "Third Waiver and Amendment Agreement"), by that certain Rescission and Amendment Agreement dated as of December 05, 2016 (the "Fourth Rescission and Amendment Agreement"), by that certain Rescission and Amendment Agreement dated as of December 04, 2017 (the "Fifth Rescission and Amendment Agreement"), and by that certain Waiver, Rescission and Amendment Agreement dated as of March 07, 2018 (the "Sixth Waiver, Resscission and Amendment Agreement''), and are fully reflected in all calculations of this Transfer Report.

The duties and obligations of Banco do Brasil S.A. is determined solely by the express provisions of the Indenture and the other Transactions Documents which it is a part, such as the responsibility for making all the calculations and determinations including, but not limited to, Transfer Amounts. Banco do Brasil S.A. shall not be liable except for the performance of such duties and obligations.

Banco do Brasil S.A. may conclusively rely as to the truth of the statements and the correctness of the opinions expressed in any Transaction Document and upon any statements, certificates or opinions furnished in writing to Banco do Brasil S.A. pursuant to any of the Transaction Documents and conforming to the requirements of the Transaction Documents. Banco do Brasil S.A. may conclusively rely upon, and shall be protected in acting or refraining from acting upon, and shall not be bound to make any investigation into the facts or matters stated in a written resolution, certificate, statement, instrument, opinion, report, notice, request, consent, order, note, Officer's Certificate, guaranty or other paper or document reasonably believed by it to be genuine and to have been signed or presented by the proper Person(s).

This Transfer Report is addressed exclusively to Citibank N.A. (the Indenture Trustee) to be used as Transfer Instructions of the Revenue Account Waterfall in each Transfer Date.

For the effects of this Transfer Report, the Reais Allocation Date is October 15, 2018, the Reais Transfer Date is October 17, 2018, the Allocation Date is October 18, 2018 and the Transfer Date is October 19, 2018.

The exchange rate for dollar/reais conversion used in this Transfer Report is R$ 3.7198.

Table of Contents

Section (A) – Collections Revenue and Expenses Breakdowns 4

Section (B) – Detailed Collections Account Waterfall..... 5

Section (C) – Detailed Revenue Account Waterfall..... 6

Section (D) – Transfer Amounts Details and Supporting Calculations 7

(i) Excess Companhia Securitizadora Expenses Transfer Amount 7
(ii) Issuer Expenses Transfer Amount..... 11
(iii) Series 2014-1 Senior Interest Transfer Amount 12
(iv) Series 2014-2 Senior Interest Transfer Amount 13
(v) Series 2014-3 Senior Interest Transfer Amount 14
(vi) Series 2018-1 Senior Interest Transfer Amount 15
(vii) Series 2014-1 Senior Scheduled Principal Transfer Amount 16
(viii) Series 2014-2 Senior Scheduled Principal Transfer Amount 18
(ix) Series 2014-3 Senior Scheduled Principal Transfer Amount 20
(x) Taxation Expenses Transfer Amount 23

Section (E) – Transaction Accounts Balance..... 25

Section (F) – Other Information 27

Section (G) – Transfer Instructions..... 28

Appendix 1 – Class Interest Amount for the Series 2014-1 Notes 29

Appendix 2 – Class Interest Amount for the Series 2014-2 Notes 32

Appendix 3 – Class Interest Amount for the Series 2014-3 Notes 35

Appendix 4 – Class Interest Amount for the Series 2018-1 Notes 38

Defined Terms

"Allocation Date" shall mean, with respect to any Transfer Date, the Business Day which is immediately prior to such Transfer Date.

"Officer's Certificate" shall mean, in the case any of the Issuer and the Sponsor and the Indenture Trustee, a certificate signed by an Authorized Officer or the president or chairman (or other equivalent officer) of such Person or acting on behalf of such Person.

"Person" shall mean any individual, corporation, company, partnership, joint venture, trust, estate, unincorporated association, Governmental Authority or other entity of whatever nature.

"Reais Allocation Date" shall mean, with respect of any Reais Transfer Date, the Business Day which is immediately prior to such Reais Transfer Date.

"Reais Transfer Date" shall mean each Business Day of each calendar month following a Business Day when, as of the Balance Transfer Time for the Bond Administrator, there are available funds in the Collections Account for allocation in accordance with the Indenture.

"Transaction Documents" shall mean, collectively, the Indenture, the Series 2014-1 Notes, the Series 2014-2 Notes, the Series 2014-1 Indenture Supplement, the Series 2014-2 Indenture Supplement, the Bill of Sale, the Royalties Rights Agreement, the Servicing Agreement, the Pledge Agreement, the Trust Agreement, the Initial Oil Revenue and Rights Bill of Sale, the Banco do Brasil Oil Revenue and Rights Bill of Sale, the Caixa Oil Revenue and Rights Bill of Sale, the Instruments and any Indenture Supplements with respect to future Series of Instruments, and any purchase agreement related to the Instruments.

"Transfer Amount" shall mean, as of any Transfer Date, any of the Issuer Expenses Transfer Amount, the Taxation Expenses Transfer Amount, the Servicer Fee Transfer Amount, the Reserve LC Expenses Transfer Amount, any Debt Service Reserve Account Transfer Amount, any Series Senior Interest Transfer Amount for any Series of Securities, any Series Senior Scheduled Principal Transfer Amount for any Series of Securities, any Series Senior Excess Scheduled Principal Transfer Amount for any Series of Securities, any Series Senior Accelerated Principal Transfer Amount for any Series of Securities, any Series Senior Excess Accelerated Principal Transfer amount for any Series of Securities, any Series Subordinated Interest Transfer Amount for any Series of Securities, any Series Subordinated Scheduled Principal Transfer Amount for any Series of Securities, and/or any Series Subordinated Accelerated Principal Transfer Amount for any Series of Securities, each as of such Transfer Date.

"Transfer Date" shall mean each Business Day of each calendar month when there are available funds in the Revenue Account for distribution in accordance with the Revenue Account Waterfall.

"Transfer Instructions" shall have the meaning set forth in Section 4.10(b) of the Indenture, as follow *"On any Reais Transfer Date, prior to transferring any amounts, the Bond Administrator shall (i) first calculate the allocation of funds assuming that (A) the full amount of funds available for transfer on such Reais Transfer Date are allocated for transfer in accordance with the Collections Account Waterfall and (B) the full amount of funds available for transfer on such Transfer Date are allocated for transfer on such Transfer Date in accordance with the Revenue Account Waterfall and the Bond Administrator shall reduce such calculations to written transfer instructions for such Reais Transfer Date, the related Transfer Date or a related Payment Date.*"

Section (A) – Collections Revenue and Expense Breakdowns

The tables below show the total Collections and any other amounts received by the Servicer on such Reais Allocation Date, with respect to the Collateral of the transaction.

RJS Oil Revenues and RJS Oil Revenue Rights	Amount
Royalties – up to 5% (Law Nº 7,990 of December 28, 1989)	R$ 211,944,751.47
Royalties – more than 5% (Law Nº 9,478 of August 6, 1997)	R$ 155,613,981.98
Special Participations (Law Nº 9,478 of August 6, 1997)	R$ 0.00
FEP (Special Petroleum Fund) – Law Nº 7,990 and Law Nº 9,478	R$ 0.00
Total amount transfered to RJS Oil Revenues Dedicated Account	**R$ 367,558,733.45**

Statutory Oil Revenue Allocations by RJS	Amount
PASEP (Program for the Formation of Assets of Public Servants)	(R$ 3,675.587.32)
FECAM (State Fund for Environmental Conservation and Urban Development) [1]	R$ 0.00
Municipalities within RJS	(R$ 52,456,325.99)
Brazilian Federal Government (Assignment Agreement of October 29, 1999)	R$ 0.00
Conta B (State Decree Nº 43,783 of September 12, 2012)	R$ 0.00
Total RJS Oil Revenue Allocations	**(R$ 56,131,913.31)**

Assigned Oil Revenues and Assigned Oil Revenue Rights	Amount
RJS Oil Revenues and RJS Oil Revenue Rights	R$ 367,558,733.45
RJS Oil Revenue Allocations	(R$ 56,131,913.31)
Net amount transferred to Collections Account	**R$ 311,426,820.14**

1) According to the Amendment to the State of Rio de Janeiro Constitution Nº 70 of December 12, 2017 and the State Law Nº 178 of December 20, 2017 (the "FECAM Subordination Legislation"), amounts related to FECAM Allocation are not deducted from Royalties and Special Participations, but instead are allocated according to priority fifteenth of the Revenue Account Waterfall (Section 4.3.(o) of the Indenture).

Section (B) – Detailed Collections Account Waterfall

Collections Account Waterfall		Amount
Priority	**Description**	
First	Taxation Expenses Transfer Amount	(R$ 42,934,114.88)
Second	(i) Servicer Fee Transfer Amount	R$ 0.00
	(ii) Bond Administrator Fees Transfer Amount	R$ 0.00
	(iii) Brazilian Collateral Agent Fees Transfer Amount	R$ 0.00
	(iv) Excess Companhia Securitizadora Expenses Transfer Amount	(R$ 57,599.62)
Third	(i) to the Revenue Account	(R$ 246,015,123.96)
	(ii) (A) to the Series 2014-2 Special Series Account	(R$ 22,419,981.68)
	(ii) (B) to the Series 2014-2 Special Debt Service Reserve Account	R$ 0.00
	(ii) (C) to the Special Interest Liquidity Reserve Account	R$ 0.00
	(ii) (D) to the Special Interest Trigger Event Reserve Account	R$ 0.00
	(iii) to the holder of the Sponsor Note and/or RJS	R$ 0.00
Fourth	(i) (A), (B), (C) and (D)	R$ 0.00
	(ii) to the holder of the Sponsor Note and to RJS	R$ 0.00
Total Debt		**(R$ 311,426,820.14)**

Section (C) – Detailed Revenue Account Waterfall

Revenue Account Waterfall		Amount
Priority	**Description**	
First	Issuer Expenses Transfer Amount	(US$ 11,000.00)
Second	To the Series 2014-1 Senior Interest Subaccount	(US$ 30,078,457.04)
	To the Series 2014-2 Senior Interest Subaccount	(US$ 5,201,049.35)
	To the Series 2014-3 Senior Interest Subaccount	(US$ 20,029,094.02)
	To the Series 2018-1 Senior Interest Subaccount	(US$ 12,300,000.00)
Third	To the Series 2014-1 Senior Scheduled Principal Subaccount	(US$ 2,906,360.48)
	To the Series 2014-2 Senior Scheduled Principal Subaccount	(US$ 826,151.49)
	To the Series 2014-3 Senior Scheduled Principal Subaccount	(US$ 811,742.03)
	To the Series 2018-1 Senior Scheduled Principal Subaccount	US$ 0.00
Fourth	To the Series 2014-1 Debt Service Reserve Account	US$ 0.00
	To the Series 2014-2 Debt Service Reserve Account	US$ 0.00
	To the Series 2014-3 Debt Service Reserve Account	US$ 0.00
	To the Series 2018-1 Debt Service Reserve Account	US$ 0.00
Fifth	(i) To the Liquidity Reserve Account	US$ 0.00
	(ii) To the Special Interest Liquidity Reserve Account	US$ 0.00
Sixth	To the Series 2014-1 Senior Accelerated Principal Subaccount	US$ 0.00
	To the Series 2014-2 Senior Accelerated Principal Subaccount	US$ 0.00
	To the Series 2014-3 Senior Accelerated Principal Subaccount	US$ 0.00
	To the Series 2018-1 Senior Accelerated Principal Subaccount	US$ 0.00
Seventh	To the Series 2014-1 Senior Excess Interest Subaccount	US$ 0.00
	To the Series 2014-2 Senior Excess Interest Subaccount	US$ 0.00
	To the Series 2014-3 Senior Excess Interest Subaccount	US$ 0.00
	To the Series 2018-1 Senior Excess Interest Subaccount	US$ 0.00
Eighth	To the Series 2014-1 Senior Excess Scheduled Principal Subaccount	US$ 0.00
	To the Series 2014-2 Senior Excess Scheduled Principal Subaccount	US$ 0.00
	To the Series 2014-3 Senior Excess Scheduled Principal Subaccount	US$ 0.00
	To the Series 2018-1 Senior Excess Scheduled Principal Subaccount	US$ 0.00
Ninth	To the Series 2014-1 Senior Excess Accelerated Principal Subaccount	US$ 0.00
	To the Series 2014-2 Senior Excess Accelerated Principal Subaccount	US$ 0.00
	To the Series 2014-3 Senior Excess Accelerated Principal Subaccount	US$ 0.00
	To the Series 2018-1 Senior Excess Accelerated Principal Subaccount	US$ 0.00
Tenth	(i) to the Trigger Event Reserve Account	US$ 0.00
	(ii) to the Special Interest Trigger Event Reserve Account	US$ 0.00
Eleventh	Not applicable	US$ 0.00
Twelfth	Not applicable	US$ 0.00
Thirteenth	Not applicable	US$ 0.00
Fourteenth	To the Reserve LC Expenses Subaccount	US$ 0.00
Fifteenth	To the holder of the Sponsor Note and to RJS	US$ 0.00
Total Debt		**(US$ 72,163,854.41)**

Section (D) – Transfer Amounts Details and Supporting Calculations

(i) Excess Companhia Securitizadora Expenses Transfer Amount

Service Provider	Cetip S.A. – Mercados Organizados
Description	Services related to registration, central securities depository (CSD), trading and settlement of local debentures issued by Companhia Securitizadora
Expense	Custody Fee
Source	www.cetip.com.br – *Comunicados e Documentos – Tabela de Preços*
Total Amount Due	**R$ 9,109.75**

Supporting Calculations:

1) Custody Fee

$$Custody = (Local\ Debenture\ Amount\ x\ Applicable\ Rate) + \ Additional\ Amount$$

$$Custody = (R\$\ 508{,}924{,}581.01\ x\ 0{,}001790\%) + R\$\ 0.00 = \boldsymbol{R\$\ 9{,}109.75}$$

Service Provider	Banco do Brasil S.A.
Description	Services related to receiving payments from the Companhia Securitizadora and then distributing to the holders of local debentures
Expense	Paying Agent Fee
Source	*Contrato de Banco Mandatário*
Total Amount Due	**R$ 6,099.43**

Supporting Calculations:

1) Paying Agent Fee

Fixed monthly fee of R$ 4,900.00, adjusted annually on the anniversary of Closing Date based upon IGP-DI index (*Índice Geral de Preços – Disponibilidade Interna*).

$$Adjusted\ Paying\ Agent\ Fee = Monthly\ Fee\ x\ IGP - DI\ Index$$

$$Adjusted\ Paying\ Agent\ Fee = R\$\ 5{,}713.58^{*}\ x\ 106.753209\% = \boldsymbol{R\$\ 6{,}099.43}$$

* Adjusted Paying Agent Fee as of June/2017

Service Provider	Banco do Brasil S.A.
Description	Services related to holding the collateral on behalf of the holders of local debentures issued by Companhia Securitizadora
Expense	Local Debentures Collateral Agent Fee
Source	*Contrato de Administração de Contas*
Total Amount Due	**R$ 4,039.13**

Section (D) – Transfer Amounts Details and Supporting Calculations (cont.)

(i) Excess Companhia Securitizadora Expenses Transfer Amount (cont.)

Supporting Calculations:

1) Collateral Agent Fee

Fixed monthly fee of R$ 3,000.00 adjusted annually on the anniversary of Closing Date based upon IPCA index (*Índice Nacional de Preços ao Consumidor Amplo*), plus any additional amounts that may be necessary to offset the effect of any withholding taxes.

Taxes: *Imposto de Renda* (IR) – 1,5%, *Contribuição Social sobre o Lucro Líquido* (CSLL) – 1,0%, *Contribuição para o Financiamento da Seguridade Social* (Cofins) – 3,0% and *Programa de Integração Social e Programa de Formação do Patrimônio do Servidor Público* (PIS / Pasep) – 0,65%.

1.a) Collateral Agent Fee Adjustment

$$Adjusted\ Collateral\ Agent\ Fee = Monthly\ Fee\ x\ IPCA\ Index$$

$$Adjusted\ Collateral\ Agent\ Fee = R\$\ 3{,}685.51^{*}\ x\ 102.854890\% = \boldsymbol{R\$\ 3{,}790.73}$$

1.b) Collateral Agent Fee including Taxes

$$Collateral\ Agent\ Fee = \frac{Fixed\ Fee\ (adjusted\ annually)}{(1 - taxes)}$$

$$Collateral\ Agent\ Fee = \frac{R\$\ 3{,}790.73}{(1 - 0{,}0615)} = \boldsymbol{R\$\ 4{,}039.13}$$

* Monthly Fee from 06/20/17 to 06/19/18.

Service Provider	Fundo Único de Previdência Social do Estado do Rio de Janeiro
Description	Headquarter's office rental agreement
Expense	Rental Fee
Source	*Termo de Cessão de Uso de Imóvel*
Total Amount Due	**R$ 748.68**

Supporting Calculations:

1) Rental Fee

Fixed rate monthly fee of R$ 595.00, adjusted annually on the anniversary of the agreement initial date based upon INPC index (*Índice Nacional de Preços ao Consumidor*).

$$Adjusted\ Rental\ Fee = Monthly\ Fee\ x\ INPC\ Index$$

$$Adjusted\ Rental\ Fee = R\$\ 736.23^{*}\ x\ 101.6910\% = \boldsymbol{R\$\ 748.68}$$

* Monthly rental fee as of May/2018

Section (D) – Transfer Amounts Details and Supporting Calculations (cont.)

(i) Excess Companhia Securitizadora Expenses Transfer Amount (cont.)

Service Provider	Rio Petróleo SPE S/A Director's fee
Description	Director's remuneration
Expense	Director's Fee
Source	*Estatuto Social*
Total Amount Due	**R$ 15,925.00**

Supporting Calculations:

1) Director's Fee

Fixed rate monthly fee of R$ 6,500.00 for each Director plus INSS*.

Director		**Director**		**Total**
Fábio Rodrigo Amaral de Assunção		Flávio Câmara Carreiro		
Month	**Amount**	**Month**	**Amount**	
Oct 18	R$ 6,500.00	Oct 18	R$ 6,500.00	R$ 13,000.00
Oct 18 (INSS)	R$ 1,462.50	Oct 18 (INSS)	R$ 1,462.50	R$ 2,925.00
Total	**R$ 7,962.50**	**Total**	**R$ 7,962.50**	**R$ 15,925.00**

* Social Security Tax

Service Provider	Souza, Cescon, Barrieu e Flesch Sociedade de Advogados
Description	Legal Services related to the Civil Collective Action law suit and other subjects
Expense	Legal Fee
Source	*Invoice no. 154380*
Total Amount Due	**R$ 9,203.33**

Service Provider	BDO RCS Controladoria e Contabilidade Ltda.
Description	Services related to management and accounting processes of Companhia Securitizadora
Expense	Companhia Securitizadora Controller Fee
Source	*Invoice No 294*
Total Amount Due	**R$ 9,795.92**

Section (D) – Transfer Amounts Details and Supporting Calculations (cont.)

(i) Excess Companhia Securitizadora Expenses Transfer Amount (cont.)

Description	Taxation on Companhia Securitizadora's Revenue
Expense	PIS/COFINS
Source	*Campos Mello Legal Opinion*
Total Amount Due	**R$ 2,678.38**

Supporting Calculations:

1) PIS/COFINS

$$PIS\ /\ COFINS = \left[\frac{Expenses}{(1 - 0{,}0465)}\right] - Expenses$$

$$PIS\ /\ COFINS = \left[\frac{R\$\ 54{,}921.24}{(1 - 0{,}0465)}\right] - R\$\ 54{,}921.24 = \boldsymbol{R\$\ 2{,}678.38}$$

Total Excess Companhia Securitizadora Expenses

$$R\$\ 9{,}109.75 + R\$\ 6{,}099.43 + R\$\ 4{,}039.13 + R\$\ 748.68 + R\$\ 15{,}925.00 + R\$\ 9{,}203.33 + R\$\ 9{,}795.92 + R\$\ 2{,}678.38 = \boldsymbol{R\$\ 57{,}599.62}$$

Section (D) – Transfer Amounts Details and Supporting Calculations (cont.)

(ii) Issuer Expenses Transfer Amount

Service Provider	Wilmington Trust
Description	Services related to the role of Owner Trustee
Expense	Annual Administration Fee
Source	Invoice number 20180619-43943-A
Total Amount Due	**US$ 6,000.00**

Service Provider	Citibank, N.A.
Description	Fixed Annual Fee, related to Series 2014-3 Notes, for the period from 11/01/2017 to 10/31/2018
Expense	Administration Fee
Source	Invoice number 269413
Total Amount Due	**US$ 5,000.00**

Section (D) – Transfer Amounts Details and Supporting Calculations (cont.)

(iii) Series 2014-1 Senior Interest Transfer Amount

$$Series\ 2014-1\ Senior\ Interest\ Transfer\ Amount = (a) - (b)$$

$$Series\ 2014-1\ Senior\ Interest\ Required\ Amount = (c)\ x\ \left\{\left[\sum(d)\right] + \left[\sum(e)\right]\right\}$$

$$Class\ Interest\ Amount\ for\ the\ Series\ 2014-1\ Notes = (f) + (g) + (h)$$

$$Current\ Interest\ Due\ for\ the\ Series\ 2014-1\ Notes = \sum\left[(i)\ x\ \frac{1}{(j)}\ x\ (k)\ x\ (l)\right]$$

(a) Series 2014-1 Senior Interest Required Amount
(b) Series 2014-1 Senior Interest Subaccount Balance = US$ 0.00
(c) Series 2014-1 Senior Fraction = 1
(d) Class Interest Amount for the Series 2014-1 Notes
(e) Pending Additional Amounts Payment Amount for the Series 2014-1 Notes
(f) Current Interest Due for the Series 2014-1 Notes
(g) Overdue Interest for the Series 2014-1 Notes
(h) Capitalized Interest for the Series 2014-1 Notes
(i) Class Interest Rate for the Series 2014-1 Notes = 6.25%
(j) Class Interest Denominator for the Series 2014-1 Notes = 360
(k) Class Daycount Model for the Series 2014-1 Notes = One
(l) Class Principal Balance for the Series 2014-1 Notes = US$ 1,300,690,034.04
(m) Class Interest Overdue Incremental Rate for the Series 2014-1 Notes = 3.00%

<u>Supporting Calculations</u>:

1) Current Interest Due and Capitalized Interest for the Series 2014-1 Notes

Please, see Appendix 1

2) Class Interest Amount for the Series 2014-1 Notes

$$Class\ Interest\ Amount = US\$\ 20{,}323{,}281.78 + US\$\ 0.00 + US\$\ 9{,}755{,}175.26 = \boldsymbol{US\$\ 30{,}078{,}457.04}$$

3) Series 2014-1 Senior Interest Required Amount

$$Series\ 2014-1\ Senior\ Interest\ Required\ Amount = 1\ x\ \{[US\$\ 30{,}078{,}457.04] + [US\$\ 0.00]\}$$

$$Series\ 2014-1\ Senior\ Interest\ Required\ Amount = \boldsymbol{US\$\ 30{,}078{,}457.04}$$

4) Series 2014-1 Senior Interest Transfer Amount

$$Series\ 2014-1\ Senior\ Interest\ Transfer\ Amount = US\$\ 30{,}078{,}457.04 - US\$\ 0.00$$

$$Series\ 2014-1\ Senior\ Interest\ Transfer\ Amount = \boldsymbol{US\$\ 30{,}078{,}457.04}$$

Section (D) – Transfer Amounts Details and Supporting Calculations (cont.)

(iv) Series 2014-2 Senior Interest Transfer Amount

$$Series\ 2014-2\ Senior\ Interest\ Transfer\ Amount = (a)-(b)$$

$$Series\ 2014-2\ Senior\ Interest\ Required\ Amount = (c)\ x\ \left\{\left[\sum(d)\right]+\left[\sum(e)\right]\right\}$$

$$Class\ Interest\ Amount\ for\ the\ Series\ 2014-2\ Notes = (f)+(g)+(h)$$

$$Current\ Interest\ Due\ for\ the\ Series\ 2014-2\ Notes = (i)\ x\ \left\{\left[(1+(j))^{\frac{(k)}{(l)}}\right]-1\right\}$$

$$Penalty\ Interest\ for\ the\ Series\ 2014-2\ Notes = (m)+(n)$$

$$Current\ Penalty\ Interest\ for\ the\ Series\ 2014-2\ Notes = \sum\left\{(o)\ x\ \left(\frac{1}{(l)}\right)\ x\ (k)\ x[(i)+(g)+(n)+(p)]\right\}$$

(a) Series 2014-2 Senior Interest Required Amount
(b) Series 2014-2 Senior Interest Subaccount Balance = R$ 0.00
(c) Series 2014-2 Senior Fraction = 1
(d) Class Interest Amount for the Series 2014-2 Notes
(e) Pending Additional Amounts Payment Amount for the Series 2014-2 Notes
(f) Current Interest Due for the Series 2014-2 Notes
(g) Overdue Interest for the Series 2014-2 Notes
(h) Penalty Interest for the Series 2014-2 Notes
(i) Class Principal Balance for the Series 2014-2 Notes = R$ 458,549,886.59
(j) Class Interest Rate for the Series 2014-2 Notes = 16.25%
(k) Class Daycount Model for the Series 2014-2 Notes = Two
(l) Class Interest Denominator for the Series 2014-2 Notes = 252
(m) Current Penalty Interest for the Series 2014-2 Notes
(n) Overdue Penalty Interest for the Series 2014-2 Notes
(o) Class Penalty Rate for the Series 2014-2 Notes = 3.00%
(p) Overdue Current Penalty Interest for the Series 2014-2 Notes

<u>Supporting Calculations</u>:

1) Current Interest Due and Capitalized Interest for the Series 2014-2 Notes

Please, see Appendix 2

2) Class Interest Amount for the Series 2014-2 Notes

$$Class\ Interest\ Amount = R\$\ 16{,}169{,}919.27 + R\$\ 0.00 + R\$\ 3{,}176{,}944.09 = \boldsymbol{R\$\ 19{,}346{,}863.36}$$

3) Series 2014-2 Senior Interest Required Amount

$$Series\ 2014-2\ Senior\ Interest\ Required\ Amount = 1\ x\ \{[R\$\ 19{,}346{,}863.36]+[R\$\ 0.00]\}$$

$$Series\ 2014-2\ Senior\ Interest\ Required\ Amount = \boldsymbol{R\$\ 19{,}346{,}863.36}$$

4) Series 2014-2 Senior Interest Transfer Amount

$$Series\ 2014-2\ Senior\ Interest\ Transfer\ Amount = R\$\ 19{,}346{,}863.36 - R\$\ 0.00$$

$$Series\ 2014-2\ Senior\ Interest\ Transfer\ Amount = \boldsymbol{R\$\ 19{,}346{,}863.36}$$

Section (D) – Transfer Amounts Details and Supporting Calculations (cont.)

(v) Series 2014-3 Senior Interest Transfer Amount

$$Series\ 2014-3\ Senior\ Interest\ Transfer\ Amount = (a) - (b)$$

$$Series\ 2014-3\ Senior\ Interest\ Required\ Amount = (c)\ x\ \left\{\left[\sum(d)\right] + \left[\sum(e)\right]\right\}$$

$$Class\ Interest\ Amount\ for\ the\ Series\ 2014-3\ Notes = (f) + (g) + (h)$$

$$Current\ Interest\ Due\ for\ the\ Series\ 2014-3\ Notes = \sum\left[(i)\ x\ \frac{1}{(j)}\ x\ (k)\ x\ (l)\right]$$

(a) Series 2014-3 Senior Interest Required Amount
(b) Series 2014-3 Senior Interest Subaccount Balance = US$ 0.00
(c) Series 2014-3 Senior Fraction = 1
(d) Class Interest Amount for the Series 2014-3 Notes
(e) Pending Additional Amounts Payment Amount for the Series 2014-3 Notes
(f) Current Interest Due for the Series 2014-3 Notes
(g) Overdue Interest for the Series 2014-3 Notes
(h) Capitalized Interest for the Series 2014-3 Notes
(i) Class Interest Rate for the Series 2014-3 Notes = 6.75%
(j) Class Interest Denominator for the Series 2014-3 Notes = 360
(k) Class Daycount Model for the Series 2014-3 Notes = One
(l) Class Principal Balance for the Series 2014-3 Notes = US$ 821,706,421.43
(m) Class Interest Overdue Incremental Rate for the Series 2014-3 = 3.00%

<u>Supporting Calculations</u>:

1) Current Interest Due and Capitalized Interest for the Series 2014-3 Notes

Please, see Appendix 3

2) Class Interest Amount for the Series 2014-3 Notes

$$Class\ Interest\ Amount = US\$\ 13{,}866{,}295.86 + US\$\ 0.00 + US\$\ 6{,}162{,}798.16 = \boldsymbol{US\$\ 20{,}029{,}094.02}$$

3) Series 2014-3 Senior Interest Required Amount

$$Series\ 2014-3\ Senior\ Interest\ Required\ Amount = 1\ x\ \{[US\$\ 20{,}029{,}094.02] + [US\$\ 0.00]\}$$

$$Series\ 2014-3\ Senior\ Interest\ Required\ Amount = \boldsymbol{US\$\ 20{,}029{,}094.02}$$

4) Series 2014-3 Senior Interest Transfer Amount *(not pro rata)*

$$Series\ 2014-3\ Senior\ Interest\ Transfer\ Amount = US\$\ 20{,}029{,}094{,}02 - US\$\ 0.00$$

$$Series\ 2014-3\ Senior\ Interest\ Transfer\ Amount = \boldsymbol{US\$\ 20{,}029{,}094.02}$$

Section (D) – Transfer Amounts Details and Supporting Calculations (cont.)

(vi) Series 2018-1 Senior Interest Transfer Amount

$$Series\ 2018-1\ Senior\ Interest\ Transfer\ Amount = (a) - (b)$$

$$Series\ 2018-1\ Senior\ Interest\ Required\ Amount = (c)\ x\ \left\{\left[\sum(d)\right] + \left[\sum(e)\right]\right\}$$

$$Class\ Interest\ Amount\ for\ the\ Series\ 2018-1\ Notes = (f) + (g) + (h)$$

$$Current\ Interest\ Due\ for\ the\ Series\ 2018-1\ Notes = \sum\left[(i)\ x\ \frac{1}{(j)}\ x\ (k)\ x\ (l)\right]$$

(a) Series 2018-1 Senior Interest Required Amount
(b) Series 2018-1 Senior Interest Subaccount Balance = US$ 0.00
(c) Series 2018-1 Senior Fraction = 1
(d) Class Interest Amount for the Series 2018-1 Notes
(e) Pending Additional Amounts Payment Amount for the Series 2018-1 Notes
(f) Current Interest Due for the Series 2018-1 Notes
(g) Overdue Interest for the Series 2018-1 Notes
(h) Capitalized Interest for the Series 2018-1 Notes
(i) Class Interest Rate for the Series 2018-1 Notes = 8.20%
(j) Class Interest Denominator for the Series 2018-1 Notes = 360
(k) Class Daycount Model for the Series 2018-1 Notes = One
(l) Class Principal Balance for the Series 2018-1 Notes = US$ 600,000,000.00
(m) Class Interest Overdue Incremental Rate for the Series 2018-1

<u>Supporting Calculations</u>:

1) Current Interest Due and Capitalized Interest for the Series 2018-1 Notes

Please, see Appendix 4

2) Class Interest Amount for the Series 2018-1 Notes

$$Class\ Interest\ Amount = US\$\ 12{,}300{,}000.00 + US\$\ 0.00 + US\$\ 0.00 = \boldsymbol{US\$\ 12{,}300{,}000.00}$$

3) Series 2018-1 Senior Interest Required Amount

$$Series\ 2018-1\ Senior\ Interest\ Required\ Amount = 1\ x\ \{[US\$\ 12{,}300{,}000.00] + [US\$\ 0.00]\}$$

$$Series\ 2018-1\ Senior\ Interest\ Required\ Amount = \boldsymbol{US\$\ 12{,}300{,}000.00}$$

4) Series 2018-1 Senior Interest Transfer Amount *(not pro rata)*

$$Series\ 2018-1\ Senior\ Interest\ Transfer\ Amount = US\$\ 12{,}300{,}000.00 - US\$\ 0.00$$

$$Series\ 2018-1\ Senior\ Interest\ Transfer\ Amount = \boldsymbol{US\$\ 12{,}300{,}000.00}$$

Section (D) – Transfer Amounts Details and Supporting Calculations (cont.)

(vii) Series 2014-1 Senior Scheduled Principal Transfer Amount

$$Series\ 2014-1\ Senior\ Scheduled\ Principal\ Transfer\ Amount = (a) - (b)$$

$$Series\ 2014-1\ Senior\ Scheduled\ Principal\ Required\ Amount = (c)\ x \sum (d)$$

$$Pending\ Scheduled\ Principal\ Amount\ for\ the\ Series\ 2014-1\ Notes = (e) + (f) + (g) + (h)$$

$$Scheduled\ Principal\ Amount\ for\ the\ Series\ 2014-1\ Notes = [(i)\ x\ (j)] - (k)$$

(a) Series 2014-1 Senior Scheduled Principal Required Amount
(b) Series 2014-1 Senior Scheduled Principal Subaccount Balance = US$ 0.00
(c) Series 2014-1 Senior Fraction = 1
(d) Pending Scheduled Principal Amount for the Series 2014-1 Notes
(e) Scheduled Principal Amount for the Series 2014-1 Notes
(f) Any unpaid Scheduled Principal Amount for the Series 2014-1 Notes
(g) Class Sponsor Refund Amount Principal Component for the Series 2014-1 Notes
(h) Class RJS Damages Amount Principal Component for the Series 2014-1 Notes
(i) Class Initial Principal Balance for the Series 2014-1 Notes = US$ 2,000,000,000.00
(j) Decimal equivalent of the fractional percentage for the Series 2014-1 Notes = 0.020
(k) Any prepayment of Principal made as a result of an Early Amortization Period, according to the Section 8.3.(b) of the Indenture

<u>Supporting Calculations</u>:

1) Prepayment of Principal as a result of an Early Amortization Period

$$Scheduled\ Principal\ Reduction =$$

$$\left\{\left[\frac{(US\$\ 2{,}000{,}000{,}000.00\ x\ 0.020)}{US\$\ 1{,}960{,}000{,}000.00}\right] x\ US\$\ 103{,}795{,}555.08\right\} +$$

$$\left\{\left[\frac{(US\$\ 2{,}000{,}000{,}000.00\ x\ 0.020)}{US\$\ 1{,}890{,}000{,}000.00}\right] x\ US\$\ 185{,}884{,}163.13\right\} +$$

$$\left\{\left[\frac{(US\$\ 2{,}000{,}000{,}000.00\ x\ 0.020)}{US\$\ 1{,}860{,}000{,}000.00}\right] x\ US\$\ 129{,}057{,}062.90\right\} +$$

$$\left\{\left[\frac{(US\$\ 2{,}000{,}000{,}000.00\ x\ 0.020)}{US\$\ 1{,}830{,}000{,}000.00}\right] x\ US\$\ 9{,}307{,}195.26\right\}$$

$$Scheduled\ Principal\ Reduction =$$

$$(0.0204081633\ x\ US\$\ 103{,}795{,}555.08) + (0.0211640212\ x\ US\$\ 185{,}884{,}163.13) + (0.0215053763\ x\ US\$\ 129{,}059{,}062.90) + (0.0218579235\ x\ US\$\ 9{,}307{,}195.26) = \boldsymbol{US\$\ 9{,}031{,}189.67}$$

2) Scheduled Principal Amount for the Series 2014-1 Notes

$$Scheduled\ Principal\ Amount = [US\$\ 2{,}000{,}000{,}000.00\ x\ 0.020] - US\$\ 9{,}031{,}189{,}67$$

$$Scheduled\ Principal\ Amount = US\$\ 40{,}000{,}000.00 - US\$\ 9{,}031{,}189.67 = \boldsymbol{US\$\ 30{,}968{,}810.33}$$

3) Pending Scheduled Principal Amount for the Series 2014-1 Notes

$$Pending\ Scheduled\ Principal\ Amount = US\$\ 30{,}968{,}810.33 + US\$\ 0.00 + US\$\ 0.00\ + US\$\ 0.00$$

$$Pending\ Scheduled\ Principal\ Amount = \boldsymbol{US\$\ 30{,}968{,}810.33}$$

Section (D) – Transfer Amounts Details and Supporting Calculations (cont.)

(vii) Series 2014-1 Senior Scheduled Principal Transfer Amount (cont.)

4) Series 2014-1 Senior Scheduled Principal Required Amount

$$Senior\ Scheduled\ Principal\ Required\ Amount = 1\ x\ US\$\ 30{,}968{,}810.33$$

$$Senior\ Scheduled\ Principal\ Required\ Amount = \boldsymbol{US\$\ 30{,}968{,}810.33}$$

5) Series 2014-1 Senior Scheduled Principal Transfer Amount *(not pro rata)*

$$Senior\ Scheduled\ Principal\ Transfer\ Amount = US\$\ 30{,}968{,}810.33 - US\$\ 0.00$$

$$Senior\ Scheduled\ Principal\ Transfer\ Amount = \boldsymbol{US\$\ 30{,}968{,}810.33}$$

Pro rata calculation:

$$\frac{(a-b)}{[(a-b) + All\ Other\ Series\ Senior\ Scheduled\ Principal\ Required\ Amount]} = \frac{US\$\ 30{,}968{,}810.33}{US\$\ 48{,}421{,}433.35} = 63.956822806\%$$

Section (D) – Transfer Amounts Details and Supporting Calculations (cont.)

(viii) Series 2014-2 Senior Scheduled Principal Transfer Amount

$$Series\ 2014-2\ Senior\ Scheduled\ Principal\ Transfer\ Amount = (a) - (b)$$

$$Series\ 2014-2\ Senior\ Scheduled\ Principal\ Required\ Amount = (c)\ x \sum (d)$$

$$Pending\ Scheduled\ Principal\ Amount\ for\ the\ Series\ 2014-2\ Notes = (e) + (f) + (g) + (h)$$

$$Scheduled\ Principal\ Amount\ for\ the\ Series\ 2014-2\ Notes = [(i)\ x\ (j)] - (k)$$

(a) Series 2014-2 Senior Scheduled Principal Required Amount
(b) Series 2014-2 Senior Scheduled Principal Subaccount Balance = R$ 0.00
(c) Series 2014-2 Senior Fraction = 1
(d) Pending Scheduled Principal Amount for the Series 2014-2 Notes
(e) Scheduled Principal Amount for the Series 2014-2 Notes
(f) Any unpaid Scheduled Principal Amount for the Series 2014-2 Notes
(g) Class Sponsor Refund Amount Principal Component for the Series 2014-2 Notes
(h) Class RJS Damages Amount Principal Component for the Series 2014-2 Notes
(i) Class Initial Principal Balance for the Series 2014-2 Notes = R$ 2,400,000,000.00
(j) Decimal equivalent of the fractional percentage for the Series 2014-2 Notes = 0.03571
(k) Any prepayment of Principal made as a result of an Early Amortization Period, according to the Section 8.3.(b) of the Indenture

<u>Supporting Calculations</u>:

1) Prepayment of Principal as a result of an Early Amortization Period

$$Scheduled\ Principal\ Reduction =$$

$$\left\{\left[\frac{(R\$\ 2{,}400{,}000{,}000.00 - R\$\ 960{,}000{,}000.00)x\ 0.03571}{R\$\ 1{,}182{,}888{,}000.00}\right] x\ R\$\ 146{,}266{,}499.10\right\} +$$

$$\left\{\left[\frac{(R\$\ 2{,}400{,}000{,}000.00 - R\$\ 960{,}000{,}000.00)\ x\ 0.03571}{R\$\ 1{,}028{,}620{,}800.00}\right] x\ R\$\ 135{,}754{,}367.55\right\} +$$

$$\left\{\left[\frac{(R\$\ 2{,}400{,}000{,}000.00 - R\$\ 960{,}000{,}000.00)\ x\ 0.03571}{R\$\ 977{,}198{,}400.00}\right] x\ R\$\ 95{,}729{,}872.61\right\} +$$

$$\left\{\left[\frac{(R\$\ 2{,}400{,}000{,}000.00 - R\$\ 960{,}000{,}000.00)\ x\ 0.03571}{R\$\ 925{,}776{,}000.00}\right] x\ R\$\ 8{,}895{,}659.18\right\}$$

$$Scheduled\ Principal\ Reduction =$$

$$(0.0434719094\ x\ R\$\ 146{,}266{,}499.10) + (0.0499916004\ x\ R\$\ 135{,}754{,}367.55) + (0.0526222720\ x\ R\$\ 95{,}729{,}872.61)$$

$$+ (0.0555451859\ x\ R\$\ 8{,}895{,}659.18) = \boldsymbol{R\$\ 18{,}676{,}696.53}$$

2) Scheduled Principal Amount for the Series 2014-2 Notes

$$Scheduled\ Principal\ Amount = [(R\$\ 2{,}400{,}000{,}000.00 - R\$\ 960{,}000{,}000.00)\ x\ 0.03571] - R\$\ 18{,}676{,}696.53$$

$$Scheduled\ Principal\ Amount = R\$\ 51{,}422{,}400.00 - R\$\ 18{,}676{,}696.53 = \boldsymbol{R\$\ 32{,}745{,}703.47}$$

3) Pending Scheduled Principal Amount for the Series 2014-2 Notes

$$Pending\ Scheduled\ Principal\ Amount = R\$\ 32{,}745{,}703.47 + R\$\ 0.00 + R\$\ 0.00\ + R\$\ 0.00$$

$$Pending\ Scheduled\ Principal\ Amount = \boldsymbol{R\$\ 32{,}745{,}703.47}$$

Section (D) – Transfer Amounts Details and Supporting Calculations (cont.)

(viii) Series 2014-2 Senior Scheduled Principal Transfer Amount (cont.)

4) Series 2014-2 Senior Scheduled Principal Required Amount

$$Senior\ Scheduled\ Principal\ Required\ Amount = 1\ x\ R\$\ 32{,}745{,}703.47$$

$$Senior\ Scheduled\ Principal\ Required\ Amount = \boldsymbol{R\$\ 32{,}745{,}703.47}$$

5) Series 2014-2 Senior Scheduled Principal Transfer Amount *(not pro rata)*

$$Senior\ Scheduled\ Principal\ Transfer\ Amount = R\$\ 32{,}745{,}703.47 - US\$\ 0.00$$

$$Senior\ Scheduled\ Principal\ Transfer\ Amount = \boldsymbol{R\$\ 32{,}745{,}703.47}\ (\boldsymbol{US\$\ 8{,}803{,}081.74})$$

Pro rata calculation:

$$\frac{(a-b)}{[(a-b) + All\ Other\ Series\ Senior\ Scheduled\ Principal\ Required\ Amount]} = \frac{US\$\ 8{,}803{,}081.74}{US\$\ 48{,}421{,}433.35} = 18.180134568\%$$

Section (D) – Transfer Amounts Details and Supporting Calculations (cont.)

(ix) Series 2014-3 Senior Scheduled Principal Transfer Amount

$$Series\ 2014-3\ Senior\ Scheduled\ Principal\ Transfer\ Amount = (a) - (b)$$

$$Series\ 2014-3\ Senior\ Scheduled\ Principal\ Required\ Amount = (c)\ x \sum (d)$$

$$Pending\ Scheduled\ Principal\ Amount\ for\ the\ Series\ 2014-3\ Notes = (e) + (f) + (g) + (h)$$

$$Scheduled\ Principal\ Amount\ for\ the\ Series\ 2014-3\ Notes = [(i)\ x\ (j)] - (k)$$

(a) Series 2014-3 Senior Scheduled Principal Required Amount
(b) Series 2014-3 Senior Scheduled Principal Subaccount Balance = US$ 0.00
(c) Series 2014-3 Senior Fraction = 1
(d) Pending Scheduled Principal Amount for the Series 2014-3 Notes
(e) Scheduled Principal Amount for the Series 2014-3 Notes
(f) Any unpaid Scheduled Principal Amount for the Series 2014-3 Notes
(g) Class Sponsor Refund Amount Principal Component for the Series 2014-3 Notes
(h) Class RJS Damages Amount Principal Component for the Series 2014-3 Notes
(i) Class Initial Principal Balance for the Series 2014-3 Notes = US$ 1,100,000,000.00
(j) Decimal equivalent of the fractional percentage for the Series 2014-3 Notes = 0.010
(k) Any prepayment of Principal made as a result of an Early Amortization Period, according to the Section 8.3.(b) of the Indenture

<u>Supporting Calculations</u>:

1) Prepayment of Principal as a result of an Early Amortization Period

$$Scheduled\ Principal\ Reduction =$$

$$\left\{\left[\frac{(US\$\ 1{,}100{,}000{,}000.00\ x\ 0.010)}{US\$\ 1{,}100{,}000{,}000.00}\right] x\ US\$\ 163{,}811{,}783.37\right\} +$$

$$\left\{\left[\frac{(US\$\ 1{,}100{,}000{,}000.00\ x\ 0.010)}{US\$\ 1{,}094{,}500{,}000.00}\right] x\ US\$\ 65{,}835{,}487.61\right\} +$$

$$\left\{\left[\frac{(US\$\ 1{,}100{,}000{,}000.00\ x\ 0.010)}{US\$\ 1{,}089{,}000{,}000.00}\right] x\ US\$\ 5{,}017{,}091.90\right\}$$

$$Scheduled\ Principal\ Reduction =$$

$$(0.010\ x\ US\$\ 163{,}811{,}783.37) + (0.0100502513\ x\ US\$\ 65{,}835{,}487.61) + (0.0101010101\ x\ US\$\ 5{,}017{,}091.90)$$

$$= \boldsymbol{US\$\ 2{,}350{,}458.72}$$

2) Scheduled Principal Amount for the Series 2014-3 Notes

$$Scheduled\ Principal\ Amount = [US\$\ 1{,}100{,}000{,}000.00\ x\ 0.010] - US\$\ 2{,}350{,}458.72$$

$$Scheduled\ Principal\ Amount = US\$\ 11{,}000{,}000.00 - US\$\ 2{,}350{,}458.72 = \boldsymbol{US\$\ 8{,}649{,}541.28}$$

3) Pending Scheduled Principal Amount for the Series 2014-3 Notes

$$Pending\ Scheduled\ Principal\ Amount = US\$\ 8{,}649{,}541.28 + US\$\ 0.00 + US\$\ 0.00\ + US\$\ 0.00$$

$$Pending\ Scheduled\ Principal\ Amount = \boldsymbol{US\$\ 8{,}649{,}541.28}$$

Section (D) – Transfer Amounts Details and Supporting Calculations (cont.)

(ix) Series 2014-3 Senior Scheduled Principal Transfer Amount (cont.)

4) Series 2014-3 Senior Scheduled Principal Required Amount

$$Senior\ Scheduled\ Principal\ Required\ Amount = 1\ x\ US\$\ 8{,}659{,}541.28$$

$$Senior\ Scheduled\ Principal\ Required\ Amount = \boldsymbol{US\$\ 8{,}659{,}541.28}$$

5) Series 2014-3 Senior Scheduled Principal Transfer Amount *(not pro rata)*

$$Senior\ Scheduled\ Principal\ Transfer\ Amount = US\$\ 8{,}659{,}541.28 - US\$\ 0.00$$

$$Senior\ Scheduled\ Principal\ Transfer\ Amount = \boldsymbol{US\$\ 8{,}659{,}541.28}$$

Pro rata calculation:

$$\frac{(a-b)}{[(a-b) + All\ Other\ Series\ Senior\ Scheduled\ Principal\ Required\ Amount]} = \frac{US\$\ 8{,}649{,}541.28}{US\$\ 48{,}421{,}433.35} = 17.863042626\%$$

Section (D) – Transfer Amounts Details and Supporting Calculations (cont.)

Total Series Senior Scheduled Principal Transfer Amount

Transaction Accounts Waterfall	Amount
Net Amount transferred to Collections Account	R$ 311,426,820.14
Taxation Expenses Transfer Amount	(R$ 42,934,114.88)
Excess Companhia Securitizadora Expenses Transfer Amount	(R$ 57,599.62)
Issuer Expenses	(R$ 40,917.80)
Series 2014-1 Senior Interest Transfer Amount	(R$ 111,885,844.50)
Series 2014-2 Senior Interest Transfer Amount	(R$ 19,346,863.36)
Series 2014-3 Senior Interest Transfer Amount	(R$ 74,504,223.94)
Series 2018-1 Senior Interest Transfer Amount	(R$ 45,753,540.00)
Remaining Amounts	**R$ 16,903,716.04**

(1) For the Series 2014-1 Senior Scheduled Principal Transfer Amount

$$Remaining\ Amounts\ x\ Series\ 2014-1\ Pro\ rata\ calculation$$

$$R\$\ 16{,}903{,}716.04\ x\ 63.956822806\% = \boldsymbol{R\$\ 10{,}811{,}079.72\ (US\$\ 2{,}906{,}360.48)}$$

(2) For the Series 2014-2 Senior Scheduled Principal Transfer Amount

$$Remaining\ Amounts\ x\ Series\ 2014-2\ Pro\ rata\ calculation$$

$$R\$\ 16{,}903{,}716.04\ x\ 18.180134568\% = \boldsymbol{R\$\ 3{,}073{,}118.32\ (US\$\ 826{,}151.49)}$$

(3) For the Series 2014-3 Senior Scheduled Principal Transfer Amount

$$Remaining\ Amounts\ x\ Series\ 2014-3\ Pro\ rata\ calculation$$

$$R\$\ 16{,}903{,}716.04\ x\ 17.863042626\% = \boldsymbol{R\$\ 3{,}019{,}518.00\ (US\$\ 811{,}742.03)}$$

Section (D) – Transfer Amounts Details and Supporting Calculations (cont.)

(x) Taxation Expenses Transfer Amount

1) All funds transferred from Brazil to the Issuer abroad and/or from the Issuer abroad to Brazil are subject to IOF (*Imposto sobre Operações de Crédito, Câmbio e Seguros ou relativos a Títulos ou Valores Mobiliário*) at the rate of 0.38%;

2) All funds transferred from Brazil to the Issuer abroad are subject to IRRF (*Imposto de Renda Retido na Fonte*) at the rate of 15.00%, for the amounts other than related to a portion of Principal Payments that does not represent capital gain as a consequence of exchange rate movement, to fund the Debt Service Reserve Account, to fund the Liquidity Reserve Account and to fund the Trigger Event Reserve Account;

3) All funds drawn from the Debt Service Reserve Account, from the Liquidity Reserve Account and from the Trigger Event Reserve Account outside Brazil to be used for Interest Payment and for the portion of Principal Payment that represents capital gain as a consequence of exchange rate movement are subject to IRRF (*Imposto de Renda Retido na Fonte*) at the rate of 15,00%.

<u>Supporting Calculations</u>:

1) IOF

$$IOF = Amount\ Wired\ Offshore\ x\ 0.38\%$$

$$IOF = US\$\ 66{,}136{,}653.57\ x\ 0.38\% = \boldsymbol{US\$\ 251{,}319.28\ (R\$\ 934{,}857.47)}$$

2) IRRF

i. Over the funds transferred to the Issuer outside Brazil

(a) Portion of Principal Payments that does not represent capital gain

<u>For the Series 2014-1</u>:

Principal Amortization: US$ 2,906,360.48
FX Rate (as of 10/16/2018): R$ 3.7198
Acquisition Cost (as of 06/20/2014): R$ 4,148,415,853.35
Initial Principal Amount: US$ 2,000,000,000.00

$$Portion\ of\ Principal\ Payments = \frac{\left[Acquisition\ Cost\ x\left(\frac{Principal\ Payment}{Initial\ Principal\ Amount}\right)\right]}{FX\ Rate}$$

$$Portion\ of\ Principal\ Payments = \frac{\left[R\$\ 4{,}148{,}415{,}853.35\ x\left(\frac{US\$\ 2{,}906{,}360.48}{US\$\ 2{,}000{,}000{,}000.00}\right)\right]}{R\$\ 3.7198} = \boldsymbol{US\$\ 1{,}620{,}623.68}$$

Section (D) – Transfer Amounts Details and Supporting Calculations (cont.)

(x) Taxation Expenses Transfer Amount (cont.)

<u>For the Series 2014-3</u>:

Principal Amortization: US$ 811,742.03
FX Rate (as of 10/16/2018): R$ 3.7198
Acquisition Cost (as of 06/20/2014): R$ 2,775,991,813.41
Initial Principal Amount: US$ 1,100,000,000.00

$$Portion\ of\ Principal\ Payments = \frac{\left[Acquisition\ Cost\ x\left(\frac{Principal\ Payment}{Initial\ Principal\ Amount}\right)\right]}{FX\ Rate}$$

$$Portion\ of\ Principal\ Payments = \frac{\left[R\$\ 2{,}775{,}991{,}813.41\ x\left(\frac{US\$\ 811{,}742.03)}{US\$\ 1{,}100{,}000{,}000.00}\right)\right]}{R\$\ 3.7198} = \boldsymbol{US\$\ 550{,}711.24}$$

$$Total\ Portion\ of\ Principal\ Payments = US\$\ 1{,}620{,}623.68 + US\$\ 550{,}711.24 = \boldsymbol{US\$\ 2{,}171{,}334.91}$$

(b) Deductions

$$Deductions = Portion\ of\ Principal\ Payments + Debt\ Service\ Reserve\ Account + Liquidity\ Reserve\ Account + Trigger\ Event\ Reserve\ Account$$

$$Deductions = US\$\ 2{,}171{,}334.91 + US\$\ 0.00 + US\$\ 0.00 + US\$\ 0.00\ = \boldsymbol{US\$\ 2{,}171{,}334.91}$$

(c) Amount subject to Tax

$$Amount\ subject\ to\ Tax = Amount\ Wired\ Offshore - Deductions$$

$$Amount\ subject\ to\ Tax = US\$\ 66{,}136{,}653.57 - US\$\ 2{,}171{,}334.91 = \boldsymbol{US\$\ 63{,}965{,}318.66}$$

(d) IRRF

$$IRRF = \left[\frac{(a)}{(1-0.15)}\right] - (a)$$

$$IRRF = \left[\frac{US\$\ 63{,}965{,}318.66}{(0.85)}\right] - US\$\ 63{,}965{,}318.66 = \boldsymbol{US\$\ 11{,}287{,}997.41\ (R\$\ 41{,}989{,}092.77)}$$

2) IRRF

ii. Companhia Securitizadora Expenses not transferred to the Issuer outside Brazil

$$IRRF = \left[\frac{(Expenses\ Amount)}{(1-0.15)}\right] - (Expenses\ Amount)$$

$$IRRF = \left[\frac{R\$\ 57{,}599.62}{(0.85)}\right] - R\$\ 57{,}599.62 = \boldsymbol{R\$\ 10{,}164.64\ (US\$\ 2{,}732.58)}$$

Total Taxation Expenses

$$US\$\ 251{,}319.28 + US\$\ 11{,}287{,}997.41 + US\$\ 2{,}732.58 = \boldsymbol{US\$\ 11{,}542{,}049.27\ (R\$\ 42{,}934{,}114.88)}$$

Section (E) – Transaction Accounts Balance

Collections Account		Amount
Date	Description	
09/21/18	Balance	R$ 0.00
10/17/18	Assigned Oil Revenues and Assigned Oil Revenue Rights	R$ 311,426,820.14
10/17/18	Taxation Expenses Transfer Amount	(R$ 42,934,114.88)
10/17/18	Excess Companhia Securitizadora Expenses Transfer Amount	(R$ 57,599.62)
10/17/18	Issuer Expenses Transfer Amount	(R$ 40,917.80)
10/17/18	To the Series 2014-1 Senior Interest Subaccount	(R$ 111,885,844.50)
10/17/18	To the Series 2014-2 Senior Interest Subaccount	(R$ 19,346,863.36)
10/17/18	To the Series 2014-3 Senior Interest Subaccount	(R$ 74,504,223.94)
10/17/18	To the Series 2018-1 Senior Interest Subaccount	(R$ 45,753,540.00)
10/17/18	To the Series 2014-1 Senior Scheduled Principal Subaccount	(R$ 10,811,079.72)
10/17/18	To the Series 2014-2 Senior Scheduled Principal Subaccount	(R$ 3,073,118.32)
10/17/18	To the Series 2014-3 Senior Scheduled Principal Subaccount	(R$ 3,019,518.00)
Final Balance as of the close of business of October 17, 2018		**R$ 0.00**

Series 2014-2 Special Series Account		Amount
Date	Description	
09/21/18	Balance	R$ 55,654,326.53
10/09/18	Interest Payment	(R$ 22,908,623.06)
10/09/18	Pending Scheduled Principal Payment	(R$ 32,745,703.47)
10/17/18	Series 2014-2 Senior Interest Subaccount	R$ 19,346,863.36
10/17/18	Series 2014-2 Senior Scheduled Principal Subaccount	R$ 3,073,118.32
Final Balance as of the close of business of October 17, 2018		**R$ 22,419,981.68**

Series 2014-2 Special Debt Service Reserve Account		Amount
Date	Description	
09/21/18	Balance	R$ 165,182,272.02
Final Balance as of the close of business of October 17, 2018		**R$ 165,182,272.02**

Special Interest Liquidity Reserve Account		Amount
Date	Description	
09/21/18	Balance	R$ 0.00
Final Balance as of the close of business of October 17, 2018		**R$ 0.00**

Section (E) – Transaction Accounts Balance (cont.)

Special Interest Trigger Event Reserve Account		Amount
Date	Description	
09/21/18	Balance	R$ 0.00
Final Balance as of the close of business of October 17, 2018		**R$ 0.00**

Section (F) – Other Information

Events	Y / N
Has any Event of Default occurred or continued as of the close of business for the Indenture Trustee on the related Allocation Date?	No
Has any Trigger Event occurred or continued as of the close of business for the Indenture Trustee on the related Allocation Date?	No
Has any Bond Administrator Replacement Event occurred or continued as of the close of business for the Indenture Trustee on the related Allocation Date?	No
Has any Servicer Replacement Event occurred or continued as of the close of business for the Indenture Trustee on the related Allocation Date?	No
Has any Event of Default been declared as of the close of business for the Indenture Trustee on the related Allocation Date?	No
Has any Early Amortization Period been declared as of the close of business for the Indenture Trustee on the related Allocation Date?	No
Has there been the occurrence of conditions which give rise to any Sponsor Refund Obligations or any RJS Damages as of the close of business for the Indenture Trustee on the related Allocation Date?	No

Section (G) – Transfer Instructions

Transaction: Funds to the Issuer Expenses Subaccount			Amount
Type	Account	Name	
Debt	11249600	Revenue Account	(US$ 11,000.00)
Credit	11265100	Issuer Expenses Subaccount	US$ 11,000.00

Transaction: Funds to the Senior Interest Subaccount			Amount
Type	Account	Name	
Debt	11249600	Revenue Account	(US$ 62,407,551.06)
Credit	11250200	Series 2014-1 Series Account	US$ 30,078,457.04
Credit	11348400	Series 2014-3 Series Account	US$ 20,029,094.02
Credit	12025400	Series 2018-1 Series Account	US$ 12,300,000.00

Transaction: Funds to the Senior Scheduled Principal Subaccount			Amount
Type	Account	Name	
Debt	11249600	Revenue Account	(US$ 3,718,102.51)
Credit	11250200	Series 2014-1 Series Account	US$ 2,906,360.48
Credit	11348400	Series 2014-3 Series Account	US$ 811,742.03

Appendix 1

Class Interest Amount for the Series 2014-1 Notes

Date	Class Interest			Daycount	Class Principal Balance	Current Interest Due	Overdue Interest	Current Capitalized Interest	Overdue Capitalized Interest	Capitalized Interest	Class Interest Amount
	Rate	Overdue Incremental Rate	Denominator								
	6.25%	3.00%	360		EoD		EoD		EoD		
10/06/18	0.0625	0.0300	0.002778	1	1,300,690,034.04	225,814.24	0.00	108,390.84	0.00	108,390.84	334,205.08
10/07/18	0.0625	0.0300	0.002778	1	1,300,690,034.04	225,814.24	0.00	108,390.84	0.00	108,390.84	668,410.16
10/08/18	0.0625	0.0300	0.002778	1	1,300,690,034.04	225,814.24	0.00	108,390.84	0.00	108,390.84	1,002,615.23
10/09/18	0.0625	0.0300	0.002778	1	1,300,690,034.04	225,814.24	0.00	108,390.84	0.00	108,390.84	1,336,820.31
10/10/18	0.0625	0.0300	0.002778	1	1,300,690,034.04	225,814.24	0.00	108,390.84	0.00	108,390.84	1,671,025.39
10/11/18	0.0625	0.0300	0.002778	1	1,300,690,034.04	225,814.24	0.00	108,390.84	0.00	108,390.84	2,005,230.47
10/12/18	0.0625	0.0300	0.002778	1	1,300,690,034.04	225,814.24	0.00	108,390.84	0.00	108,390.84	2,339,435.55
10/13/18	0.0625	0.0300	0.002778	1	1,300,690,034.04	225,814.24	0.00	108,390.84	0.00	108,390.84	2,673,640.63
10/14/18	0.0625	0.0300	0.002778	1	1,300,690,034.04	225,814.24	0.00	108,390.84	0.00	108,390.84	3,007,845.70
10/15/18	0.0625	0.0300	0.002778	1	1,300,690,034.04	225,814.24	0.00	108,390.84	0.00	108,390.84	3,342,050.78
10/16/18	0.0625	0.0300	0.002778	1	1,300,690,034.04	225,814.24	0.00	108,390.84	0.00	108,390.84	3,676,255.86
10/17/18	0.0625	0.0300	0.002778	1	1,300,690,034.04	225,814.24	0.00	108,390.84	0.00	108,390.84	4,010,460.94
10/18/18	0.0625	0.0300	0.002778	1	1,300,690,034.04	225,814.24	0.00	108,390.84	0.00	108,390.84	4,344,666.02
10/19/18	0.0625	0.0300	0.002778	1	1,300,690,034.04	225,814.24	0.00	108,390.84	0.00	108,390.84	4,678,871.09
10/20/18	0.0625	0.0300	0.002778	1	1,300,690,034.04	225,814.24	0.00	108,390.84	0.00	108,390.84	5,013,076.17
10/21/18	0.0625	0.0300	0.002778	1	1,300,690,034.04	225,814.24	0.00	108,390.84	0.00	108,390.84	5,347,281.25
10/22/18	0.0625	0.0300	0.002778	1	1,300,690,034.04	225,814.24	0.00	108,390.84	0.00	108,390.84	5,681,486.33
10/23/18	0.0625	0.0300	0.002778	1	1,300,690,034.04	225,814.24	0.00	108,390.84	0.00	108,390.84	6,015,691.41
10/24/18	0.0625	0.0300	0.002778	1	1,300,690,034.04	225,814.24	0.00	108,390.84	0.00	108,390.84	6,349,896.49
10/25/18	0.0625	0.0300	0.002778	1	1,300,690,034.04	225,814.24	0.00	108,390.84	0.00	108,390.84	6,684,101.56
10/26/18	0.0625	0.0300	0.002778	1	1,300,690,034.04	225,814.24	0.00	108,390.84	0.00	108,390.84	7,018,306.64
10/27/18	0.0625	0.0300	0.002778	1	1,300,690,034.04	225,814.24	0.00	108,390.84	0.00	108,390.84	7,352,511.72
10/28/18	0.0625	0.0300	0.002778	1	1,300,690,034.04	225,814.24	0.00	108,390.84	0.00	108,390.84	7,686,716.80
10/29/18	0.0625	0.0300	0.002778	1	1,300,690,034.04	225,814.24	0.00	108,390.84	0.00	108,390.84	8,020,921.88
10/30/18	0.0625	0.0300	0.002778	0	1,300,690,034.04	0.00	0.00	0.00	0.00	0.00	8,020,921.88
10/31/18	0.0625	0.0300	0.002778	1	1,300,690,034.04	225,814.24	0.00	108,390.84	0.00	108,390.84	8,355,126.95
11/01/18	0.0625	0.0300	0.002778	1	1,300,690,034.04	225,814.24	0.00	108,390.84	0.00	108,390.84	8,689,332.03
11/02/18	0.0625	0.0300	0.002778	1	1,300,690,034.04	225,814.24	0.00	108,390.84	0.00	108,390.84	9,023,537.11
11/03/18	0.0625	0.0300	0.002778	1	1,300,690,034.04	225,814.24	0.00	108,390.84	0.00	108,390.84	9,357,742.19
11/04/18	0.0625	0.0300	0.002778	1	1,300,690,034.04	225,814.24	0.00	108,390.84	0.00	108,390.84	9,691,947.27
11/05/18	0.0625	0.0300	0.002778	1	1,300,690,034.04	225,814.24	0.00	108,390.84	0.00	108,390.84	10,026,152.35

Appendix 1 (cont.)

Class Interest Amount for the Series 2014-1 Notes (cont.)

Date	Class Interest			Daycount	Class Principal Balance	Current Interest Due	Overdue Interest	Current Capitalized Interest	Overdue Capitalized Interest	Capitalized Interest	Class Interest Amount
	Rate	Overdue Incremental Rate	Denominator								
	6.25%	3.00%	360		EoD		EoD		EoD		
11/06/18	0.0625	0.0300	0.002778	1	1,300,690,034.04	225,814.24	0.00	108,390.84	0.00	108,390.84	10,360,357.42
11/07/18	0.0625	0.0300	0.002778	1	1,300,690,034.04	225,814.24	0.00	108,390.84	0.00	108,390.84	10,694,562.50
11/08/18	0.0625	0.0300	0.002778	1	1,300,690,034.04	225,814.24	0.00	108,390.84	0.00	108,390.84	11,028,767.58
11/09/18	0.0625	0.0300	0.002778	1	1,300,690,034.04	225,814.24	0.00	108,390.84	0.00	108,390.84	11,362,972.66
11/10/18	0.0625	0.0300	0.002778	1	1,300,690,034.04	225,814.24	0.00	108,390.84	0.00	108,390.84	11,697,177.74
11/11/18	0.0625	0.0300	0.002778	1	1,300,690,034.04	225,814.24	0.00	108,390.84	0.00	108,390.84	12,031,382.81
11/12/18	0.0625	0.0300	0.002778	1	1,300,690,034.04	225,814.24	0.00	108,390.84	0.00	108,390.84	12,365,587.89
11/13/18	0.0625	0.0300	0.002778	1	1,300,690,034.04	225,814.24	0.00	108,390.84	0.00	108,390.84	12,699,792.97
11/14/18	0.0625	0.0300	0.002778	1	1,300,690,034.04	225,814.24	0.00	108,390.84	0.00	108,390.84	13,033,998.05
11/15/18	0.0625	0.0300	0.002778	1	1,300,690,034.04	225,814.24	0.00	108,390.84	0.00	108,390.84	13,368,203.13
11/16/18	0.0625	0.0300	0.002778	1	1,300,690,034.04	225,814.24	0.00	108,390.84	0.00	108,390.84	13,702,408.21
11/17/18	0.0625	0.0300	0.002778	1	1,300,690,034.04	225,814.24	0.00	108,390.84	0.00	108,390.84	14,036,613.28
11/18/18	0.0625	0.0300	0.002778	1	1,300,690,034.04	225,814.24	0.00	108,390.84	0.00	108,390.84	14,370,818.36
11/19/18	0.0625	0.0300	0.002778	1	1,300,690,034.04	225,814.24	0.00	108,390.84	0.00	108,390.84	14,705,023.44
11/20/18	0.0625	0.0300	0.002778	1	1,300,690,034.04	225,814.24	0.00	108,390.84	0.00	108,390.84	15,039,228.52
11/21/18	0.0625	0.0300	0.002778	1	1,300,690,034.04	225,814.24	0.00	108,390.84	0.00	108,390.84	15,373,433.60
11/22/18	0.0625	0.0300	0.002778	1	1,300,690,034.04	225,814.24	0.00	108,390.84	0.00	108,390.84	15,707,638.67
11/23/18	0.0625	0.0300	0.002778	1	1,300,690,034.04	225,814.24	0.00	108,390.84	0.00	108,390.84	16,041,843.75
11/24/18	0.0625	0.0300	0.002778	1	1,300,690,034.04	225,814.24	0.00	108,390.84	0.00	108,390.84	16,376,048.83
11/25/18	0.0625	0.0300	0.002778	1	1,300,690,034.04	225,814.24	0.00	108,390.84	0.00	108,390.84	16,710,253.91
11/26/18	0.0625	0.0300	0.002778	1	1,300,690,034.04	225,814.24	0.00	108,390.84	0.00	108,390.84	17,044,458.99
11/27/18	0.0625	0.0300	0.002778	1	1,300,690,034.04	225,814.24	0.00	108,390.84	0.00	108,390.84	17,378,664.07
11/28/18	0.0625	0.0300	0.002778	1	1,300,690,034.04	225,814.24	0.00	108,390.84	0.00	108,390.84	17,712,869.14
11/29/18	0.0625	0.0300	0.002778	1	1,300,690,034.04	225,814.24	0.00	108,390.84	0.00	108,390.84	18,047,074.22
11/30/18	0.0625	0.0300	0.002778	1	1,300,690,034.04	225,814.24	0.00	108,390.84	0.00	108,390.84	18,381,279.30
12/01/18	0.0625	0.0300	0.002778	1	1,300,690,034.04	225,814.24	0.00	108,390.84	0.00	108,390.84	18,715,484.38
12/02/18	0.0625	0.0300	0.002778	1	1,300,690,034.04	225,814.24	0.00	108,390.84	0.00	108,390.84	19,049,689.46
12/03/18	0.0625	0.0300	0.002778	1	1,300,690,034.04	225,814.24	0.00	108,390.84	0.00	108,390.84	19,383,894.54
12/04/18	0.0625	0.0300	0.002778	1	1,300,690,034.04	225,814.24	0.00	108,390.84	0.00	108,390.84	19,718,099.61
12/05/18	0.0625	0.0300	0.002778	1	1,300,690,034.04	225,814.24	0.00	108,390.84	0.00	108,390.84	20,052,304.69

Appendix 1 (cont.)

Class Interest Amount for the Series 2014-1 Notes (cont.)

Date	Class Interest			Daycount	Class Principal Balance	Current Interest Due	Overdue Interest	Current Capitalized Interest	Overdue Capitalized Interest	Capitalized Interest	Class Interest Amount
	Rate	Overdue Incremental Rate	Denominator								
	6.25%	3.00%	360		EoD		EoD		EoD		
12/06/18	0.0625	0.0300	0.002778	1	1,300,690,034.04	225,814.24	0.00	108,390.84	0.00	108,390.84	20,386,509.77
12/07/18	0.0625	0.0300	0.002778	1	1,300,690,034.04	225,814.24	0.00	108,390.84	0.00	108,390.84	20,720,714.85
12/08/18	0.0625	0.0300	0.002778	1	1,300,690,034.04	225,814.24	0.00	108,390.84	0.00	108,390.84	21,054,919.93
12/09/18	0.0625	0.0300	0.002778	1	1,300,690,034.04	225,814.24	0.00	108,390.84	0.00	108,390.84	21,389,125.00
12/10/18	0.0625	0.0300	0.002778	1	1,300,690,034.04	225,814.24	0.00	108,390.84	0.00	108,390.84	21,723,330.08
12/11/18	0.0625	0.0300	0.002778	1	1,300,690,034.04	225,814.24	0.00	108,390.84	0.00	108,390.84	22,057,535.16
12/12/18	0.0625	0.0300	0.002778	1	1,300,690,034.04	225,814.24	0.00	108,390.84	0.00	108,390.84	22,391,740.24
12/13/18	0.0625	0.0300	0.002778	1	1,300,690,034.04	225,814.24	0.00	108,390.84	0.00	108,390.84	22,725,945.32
12/14/18	0.0625	0.0300	0.002778	1	1,300,690,034.04	225,814.24	0.00	108,390.84	0.00	108,390.84	23,060,150.40
12/15/18	0.0625	0.0300	0.002778	1	1,300,690,034.04	225,814.24	0.00	108,390.84	0.00	108,390.84	23,394,355.47
12/16/18	0.0625	0.0300	0.002778	1	1,300,690,034.04	225,814.24	0.00	108,390.84	0.00	108,390.84	23,728,560.55
12/17/18	0.0625	0.0300	0.002778	1	1,300,690,034.04	225,814.24	0.00	108,390.84	0.00	108,390.84	24,062,765.63
12/18/18	0.0625	0.0300	0.002778	1	1,300,690,034.04	225,814.24	0.00	108,390.84	0.00	108,390.84	24,396,970.71
12/19/18	0.0625	0.0300	0.002778	1	1,300,690,034.04	225,814.24	0.00	108,390.84	0.00	108,390.84	24,731,175.79
12/20/18	0.0625	0.0300	0.002778	1	1,300,690,034.04	225,814.24	0.00	108,390.84	0.00	108,390.84	25,065,380.86
12/21/18	0.0625	0.0300	0.002778	1	1,300,690,034.04	225,814.24	0.00	108,390.84	0.00	108,390.84	25,399,585.94
12/22/18	0.0625	0.0300	0.002778	1	1,300,690,034.04	225,814.24	0.00	108,390.84	0.00	108,390.84	25,733,791.02
12/23/18	0.0625	0.0300	0.002778	1	1,300,690,034.04	225,814.24	0.00	108,390.84	0.00	108,390.84	26,067,996.10
12/24/18	0.0625	0.0300	0.002778	1	1,300,690,034.04	225,814.24	0.00	108,390.84	0.00	108,390.84	26,402,201.18
12/25/18	0.0625	0.0300	0.002778	1	1,300,690,034.04	225,814.24	0.00	108,390.84	0.00	108,390.84	26,736,406.26
12/26/18	0.0625	0.0300	0.002778	1	1,300,690,034.04	225,814.24	0.00	108,390.84	0.00	108,390.84	27,070,611.33
12/27/18	0.0625	0.0300	0.002778	1	1,300,690,034.04	225,814.24	0.00	108,390.84	0.00	108,390.84	27,404,816.41
12/28/18	0.0625	0.0300	0.002778	1	1,300,690,034.04	225,814.24	0.00	108,390.84	0.00	108,390.84	27,739,021.49
12/29/18	0.0625	0.0300	0.002778	1	1,300,690,034.04	225,814.24	0.00	108,390.84	0.00	108,390.84	28,073,226.57
12/30/18	0.0625	0.0300	0.002778	0	1,300,690,034.04	0.00	0.00	0.00	0.00	0.00	28,073,226.57
12/31/18	0.0625	0.0300	0.002778	1	1,300,690,034.04	225,814.24	0.00	108,390.84	0.00	108,390.84	28,407,431.65
01/01/19	0.0625	0.0300	0.002778	1	1,300,690,034.04	225,814.24	0.00	108,390.84	0.00	108,390.84	28,741,636.72
01/02/19	0.0625	0.0300	0.002778	1	1,300,690,034.04	225,814.24	0.00	108,390.84	0.00	108,390.84	29,075,841.80
01/03/19	0.0625	0.0300	0.002778	1	1,300,690,034.04	225,814.24	0.00	108,390.84	0.00	108,390.84	29,410,046.88
01/04/19	0.0625	0.0300	0.002778	1	1,300,690,034.04	225,814.24	0.00	108,390.84	0.00	108,390.84	29,744,251.96
01/05/19	0.0625	0.0300	0.002778	1	1,300,690,034.04	225,814.24	0.00	108,390.84	0.00	108,390.84	30,078,457.04
01/06/19				**90**		**20,323,281.78**		**9,755,175.26**			**30,078,457.04**

Appendix 2

Class Interest Amount for the Series 2014-2 Notes

Date	Class Interest			Daycount	Class Principal Balance	Current Interest Due	Overdue Interest	Current Penalty Interest	Overdue Current Penalty Interest	Penalty Interest	Class Interest Amount
	Rate	Penalty Rate	Denominator								
	16.25%	3.00%	252		EoD		EoD		EoD		
10/06/18	0.1625	0.0300	0.003968	0	458,549,886.59	0.00	$0.00	0.00	$0.00	0.00	0.00
10/07/18	0.1625	0.0300	0.003968	0	458,549,886.59	0.00	$0.00	0.00	$0.00	0.00	0.00
10/08/18	0.1625	0.0300	0.003968	1	458,549,886.59	274,070.63	$0.00	54,589.27	$0.00	54,589.27	328,659.90
10/09/18	0.1625	0.0300	0.003968	1	458,549,886.59	274,234.44	$0.00	54,595.77	$0.00	54,595.77	657,490.11
10/10/18	0.1625	0.0300	0.003968	1	458,549,886.59	274,398.35	$0.00	54,602.27	$0.00	54,602.27	986,490.73
10/11/18	0.1625	0.0300	0.003968	1	458,549,886.59	274,562.35	$0.00	54,608.77	$0.00	54,608.77	1,315,661.85
10/12/18	0.1625	0.0300	0.003968	0	458,549,886.59	0.00	$0.00	0.00	$0.00	0.00	1,315,661.85
10/13/18	0.1625	0.0300	0.003968	0	458,549,886.59	0.00	$0.00	0.00	$0.00	0.00	1,315,661.85
10/14/18	0.1625	0.0300	0.003968	0	458,549,886.59	0.00	$0.00	0.00	$0.00	0.00	1,315,661.85
10/15/18	0.1625	0.0300	0.003968	1	458,549,886.59	274,726.46	$0.00	54,615.27	$0.00	54,615.27	1,645,003.58
10/16/18	0.1625	0.0300	0.003968	1	458,549,886.59	274,890.66	$0.00	54,621.77	$0.00	54,621.77	1,974,516.01
10/17/18	0.1625	0.0300	0.003968	1	458,549,886.59	275,054.96	$0.00	54,628.28	$0.00	54,628.28	2,304,199.24
10/18/18	0.1625	0.0300	0.003968	1	458,549,886.59	275,219.35	$0.00	54,634.78	$0.00	54,634.78	2,634,053.38
10/19/18	0.1625	0.0300	0.003968	1	458,549,886.59	275,383.85	$0.00	54,641.28	$0.00	54,641.28	2,964,078.51
10/20/18	0.1625	0.0300	0.003968	0	458,549,886.59	0.00	$0.00	0.00	$0.00	0.00	2,964,078.51
10/21/18	0.1625	0.0300	0.003968	0	458,549,886.59	0.00	$0.00	0.00	$0.00	0.00	2,964,078.51
10/22/18	0.1625	0.0300	0.003968	1	458,549,886.59	275,548.44	$0.00	54,647.79	$0.00	54,647.79	3,294,274.74
10/23/18	0.1625	0.0300	0.003968	1	458,549,886.59	275,713.14	$0.00	54,654.29	$0.00	54,654.29	3,624,642.17
10/24/18	0.1625	0.0300	0.003968	1	458,549,886.59	275,877.93	$0.00	54,660.80	$0.00	54,660.80	3,955,180.90
10/25/18	0.1625	0.0300	0.003968	1	458,549,886.59	276,042.82	$0.00	54,667.31	$0.00	54,667.31	4,285,891.02
10/26/18	0.1625	0.0300	0.003968	1	458,549,886.59	276,207.80	$0.00	54,673.82	$0.00	54,673.82	4,616,772.64
10/27/18	0.1625	0.0300	0.003968	0	458,549,886.59	0.00	$0.00	0.00	$0.00	0.00	4,616,772.64
10/28/18	0.1625	0.0300	0.003968	0	458,549,886.59	0.00	$0.00	0.00	$0.00	0.00	4,616,772.64
10/29/18	0.1625	0.0300	0.003968	1	458,549,886.59	276,372.89	$0.00	54,680.32	$0.00	54,680.32	4,947,825.86
10/30/18	0.1625	0.0300	0.003968	1	458,549,886.59	276,538.08	$0.00	54,686.83	$0.00	54,686.83	5,279,050.77
10/31/18	0.1625	0.0300	0.003968	1	458,549,886.59	276,703.36	$0.00	54,693.34	$0.00	54,693.34	5,610,447.47
11/01/18	0.1625	0.0300	0.003968	1	458,549,886.59	276,868.74	$0.00	54,699.86	$0.00	54,699.86	5,942,016.07
11/02/18	0.1625	0.0300	0.003968	0	458,549,886.59	0.00	$0.00	0.00	$0.00	0.00	5,942,016.07
11/03/18	0.1625	0.0300	0.003968	0	458,549,886.59	0.00	$0.00	0.00	$0.00	0.00	5,942,016.07
11/04/18	0.1625	0.0300	0.003968	0	458,549,886.59	0.00	$0.00	0.00	$0.00	0.00	5,942,016.07
11/05/18	0.1625	0.0300	0.003968	1	458,549,886.59	277,034.22	$0.00	54,706.37	$0.00	54,706.37	6,273,756.67

Appendix 2 (cont.)

Class Interest Amount for the Series 2014-2 Notes (cont.)

Date	Class Interest			Daycount	Class Principal Balance	Current Interest Due	Overdue Interest	Current Penalty Interest	Overdue Current Penalty Interest	Penalty Interest	Class Interest Amount
	Rate	Penalty Rate	Denominator								
	16.25%	3.00%	252		EoD		EoD		EoD		
11/06/18	0.1625	0.0300	0.003968	1	458,549,886.59	277,199.81	$0.00	54,712.88	$0.00	54,712.88	6,605,669.35
11/07/18	0.1625	0.0300	0.003968	1	458,549,886.59	277,365.48	$0.00	54,719.39	$0.00	54,719.39	6,937,754.23
11/08/18	0.1625	0.0300	0.003968	1	458,549,886.59	277,531.26	$0.00	54,725.91	$0.00	54,725.91	7,270,011.40
11/09/18	0.1625	0.0300	0.003968	1	458,549,886.59	277,697.14	$0.00	54,732.42	$0.00	54,732.42	7,602,440.97
11/10/18	0.1625	0.0300	0.003968	0	458,549,886.59	0.00	$0.00	0.00	$0.00	0.00	7,602,440.97
11/11/18	0.1625	0.0300	0.003968	0	458,549,886.59	0.00	$0.00	0.00	$0.00	0.00	7,602,440.97
11/12/18	0.1625	0.0300	0.003968	1	458,549,886.59	277,863.12	$0.00	54,738.94	$0.00	54,738.94	7,935,043.02
11/13/18	0.1625	0.0300	0.003968	1	458,549,886.59	278,029.19	$0.00	54,745.46	$0.00	54,745.46	8,267,817.67
11/14/18	0.1625	0.0300	0.003968	1	458,549,886.59	278,195.37	$0.00	54,751.97	$0.00	54,751.97	8,600,765.01
11/15/18	0.1625	0.0300	0.003968	0	458,549,886.59	0.00	$0.00	0.00	$0.00	0.00	8,600,765.01
11/16/18	0.1625	0.0300	0.003968	1	458,549,886.59	278,361.64	$0.00	54,758.49	$0.00	54,758.49	8,933,885.15
11/17/18	0.1625	0.0300	0.003968	0	458,549,886.59	0.00	$0.00	0.00	$0.00	0.00	8,933,885.15
11/18/18	0.1625	0.0300	0.003968	0	458,549,886.59	0.00	$0.00	0.00	$0.00	0.00	8,933,885.15
11/19/18	0.1625	0.0300	0.003968	1	458,549,886.59	278,528.02	$0.00	54,765.01	$0.00	54,765.01	9,267,178.17
11/20/18	0.1625	0.0300	0.003968	0	458,549,886.59	0.00	$0.00	0.00	$0.00	0.00	9,267,178.17
11/21/18	0.1625	0.0300	0.003968	1	458,549,886.59	278,694.49	$0.00	54,771.53	$0.00	54,771.53	9,600,644.19
11/22/18	0.1625	0.0300	0.003968	1	458,549,886.59	278,861.06	$0.00	54,778.05	$0.00	54,778.05	9,934,283.31
11/23/18	0.1625	0.0300	0.003968	1	458,549,886.59	279,027.74	$0.00	54,784.57	$0.00	54,784.57	10,268,095.61
11/24/18	0.1625	0.0300	0.003968	0	458,549,886.59	0.00	$0.00	0.00	$0.00	0.00	10,268,095.61
11/25/18	0.1625	0.0300	0.003968	0	458,549,886.59	0.00	$0.00	0.00	$0.00	0.00	10,268,095.61
11/26/18	0.1625	0.0300	0.003968	1	458,549,886.59	279,194.51	$0.00	54,791.09	$0.00	54,791.09	10,602,081.21
11/27/18	0.1625	0.0300	0.003968	1	458,549,886.59	279,361.38	$0.00	54,797.62	$0.00	54,797.62	10,936,240.21
11/28/18	0.1625	0.0300	0.003968	1	458,549,886.59	279,528.35	$0.00	54,804.14	$0.00	54,804.14	11,270,572.70
11/29/18	0.1625	0.0300	0.003968	1	458,549,886.59	279,695.42	$0.00	54,810.66	$0.00	54,810.66	11,605,078.79
11/30/18	0.1625	0.0300	0.003968	1	458,549,886.59	279,862.59	$0.00	54,817.19	$0.00	54,817.19	11,939,758.57
12/01/18	0.1625	0.0300	0.003968	0	458,549,886.59	0.00	$0.00	0.00	$0.00	0.00	11,939,758.57
12/02/18	0.1625	0.0300	0.003968	0	458,549,886.59	0.00	$0.00	0.00	$0.00	0.00	11,939,758.57
12/03/18	0.1625	0.0300	0.003968	1	458,549,886.59	280,029.86	$0.00	54,823.71	$0.00	54,823.71	12,274,612.15
12/04/18	0.1625	0.0300	0.003968	1	458,549,886.59	280,197.24	$0.00	54,830.24	$0.00	54,830.24	12,609,639.63
12/05/18	0.1625	0.0300	0.003968	1	458,549,886.59	280,364.71	$0.00	54,836.77	$0.00	54,836.77	12,944,841.10

Appendix 2 (cont.)

Class Interest Amount for the Series 2014-2 Notes (cont.)

Date	Class Interest			Daycount	Class Principal Balance	Current Interest Due	Overdue Interest	Current Penalty Interest	Overdue Current Penalty Interest	Penalty Interest	Class Interest Amount
	Rate	Penalty Rate	Denominator								
	16.25%	3.00%	252		EoD		EoD		EoD		
12/06/18	0.1625	0.0300	0.003968	1	458,549,886.59	280,532.28	$0.00	54,843.30	$0.00	54,843.30	13,280,216.67
12/07/18	0.1625	0.0300	0.003968	1	458,549,886.59	280,699.95	$0.00	54,849.83	$0.00	54,849.83	13,615,766.45
12/08/18	0.1625	0.0300	0.003968	0	458,549,886.59	0.00	$0.00	0.00	$0.00	0.00	13,615,766.45
12/09/18	0.1625	0.0300	0.003968	0	458,549,886.59	0.00	$0.00	0.00	$0.00	0.00	13,615,766.45
12/10/18	0.1625	0.0300	0.003968	1	458,549,886.59	280,867.72	$0.00	54,856.36	$0.00	54,856.36	13,951,490.53
12/11/18	0.1625	0.0300	0.003968	1	458,549,886.59	281,035.59	$0.00	54,862.89	$0.00	54,862.89	14,287,389.00
12/12/18	0.1625	0.0300	0.003968	1	458,549,886.59	281,203.56	$0.00	54,869.42	$0.00	54,869.42	14,623,461.99
12/13/18	0.1625	0.0300	0.003968	1	458,549,886.59	281,371.64	$0.00	54,875.95	$0.00	54,875.95	14,959,709.57
12/14/18	0.1625	0.0300	0.003968	1	458,549,886.59	281,539.81	$0.00	54,882.48	$0.00	54,882.48	15,296,131.86
12/15/18	0.1625	0.0300	0.003968	0	458,549,886.59	0.00	$0.00	0.00	$0.00	0.00	15,296,131.86
12/16/18	0.1625	0.0300	0.003968	0	458,549,886.59	0.00	$0.00	0.00	$0.00	0.00	15,296,131.86
12/17/18	0.1625	0.0300	0.003968	1	458,549,886.59	281,708.08	$0.00	54,889.02	$0.00	54,889.02	15,632,728.96
12/18/18	0.1625	0.0300	0.003968	1	458,549,886.59	281,876.46	$0.00	54,895.55	$0.00	54,895.55	15,969,500.97
12/19/18	0.1625	0.0300	0.003968	1	458,549,886.59	282,044.93	$0.00	54,902.09	$0.00	54,902.09	16,306,447.99
12/20/18	0.1625	0.0300	0.003968	1	458,549,886.59	282,213.51	$0.00	54,908.62	$0.00	54,908.62	16,643,570.12
12/21/18	0.1625	0.0300	0.003968	1	458,549,886.59	282,382.18	$0.00	54,915.16	$0.00	54,915.16	16,980,867.46
12/22/18	0.1625	0.0300	0.003968	0	458,549,886.59	0.00	$0.00	0.00	$0.00	0.00	16,980,867.46
12/23/18	0.1625	0.0300	0.003968	0	458,549,886.59	0.00	$0.00	0.00	$0.00	0.00	16,980,867.46
12/24/18	0.1625	0.0300	0.003968	1	458,549,886.59	282,550.96	$0.00	54,921.70	$0.00	54,921.70	17,318,340.12
12/25/18	0.1625	0.0300	0.003968	0	458,549,886.59	0.00	$0.00	0.00	$0.00	0.00	17,318,340.12
12/26/18	0.1625	0.0300	0.003968	1	458,549,886.59	282,719.84	$0.00	54,928.23	$0.00	54,928.23	17,655,988.19
12/27/18	0.1625	0.0300	0.003968	1	458,549,886.59	282,888.82	$0.00	54,934.77	$0.00	54,934.77	17,993,811.78
12/28/18	0.1625	0.0300	0.003968	1	458,549,886.59	283,057.90	$0.00	54,941.31	$0.00	54,941.31	18,331,810.99
12/29/18	0.1625	0.0300	0.003968	0	458,549,886.59	0.00	$0.00	0.00	$0.00	0.00	18,331,810.99
12/30/18	0.1625	0.0300	0.003968	0	458,549,886.59	0.00	$0.00	0.00	$0.00	0.00	18,331,810.99
12/31/18	0.1625	0.0300	0.003968	0	458,549,886.59	0.00	$0.00	0.00	$0.00	0.00	18,331,810.99
01/01/19	0.1625	0.0300	0.003968	0	458,549,886.59	0.00	$0.00	0.00	$0.00	0.00	18,331,810.99
01/02/19	0.1625	0.0300	0.003968	1	458,549,886.59	283,227.08	$0.00	54,947.85	$0.00	54,947.85	18,669,985.92
01/03/19	0.1625	0.0300	0.003968	1	458,549,886.59	283,396.36	$0.00	54,954.39	$0.00	54,954.39	19,008,336.68
01/04/19	0.1625	0.0300	0.003968	1	458,549,886.59	283,565.74	$0.00	54,960.94	$0.00	54,960.94	19,346,863.36
01/05/19	0.1625	0.0300	0.003968	0	458,549,886.59	0.00	$0.00	0.00	$0.00	0.00	19,346,863.36
01/06/19				**58**		**16,169,919.27**		**3,176,944.09**			**19,346,863.36**

Appendix 3

Class Interest Amount for the Series 2014-3 Notes

Date	Class Interest			Daycount	Class Principal Balance	Current Interest Due	Overdue Interest	Current Capitalized Interest	Overdue Capitalized Interest	Capitalized Interest	Class Interest Amount
	Rate	Overdue Incremental Rate	Denominator								
	6.75%	3.00%	360		EoD		EoD		EoD		
10/06/18	0.0675	0.0300	0.002778	1	821,706,421.43	154,069.95	0.00	68,475.54	0.00	68,475.54	222,545.49
10/07/18	0.0675	0.0300	0.002778	1	821,706,421.43	154,069.95	0.00	68,475.54	0.00	68,475.54	445,090.98
10/08/18	0.0675	0.0300	0.002778	1	821,706,421.43	154,069.95	0.00	68,475.54	0.00	68,475.54	667,636.47
10/09/18	0.0675	0.0300	0.002778	1	821,706,421.43	154,069.95	0.00	68,475.54	0.00	68,475.54	890,181.96
10/10/18	0.0675	0.0300	0.002778	1	821,706,421.43	154,069.95	0.00	68,475.54	0.00	68,475.54	1,112,727.45
10/11/18	0.0675	0.0300	0.002778	1	821,706,421.43	154,069.95	0.00	68,475.54	0.00	68,475.54	1,335,272.93
10/12/18	0.0675	0.0300	0.002778	1	821,706,421.43	154,069.95	0.00	68,475.54	0.00	68,475.54	1,557,818.42
10/13/18	0.0675	0.0300	0.002778	1	821,706,421.43	154,069.95	0.00	68,475.54	0.00	68,475.54	1,780,363.91
10/14/18	0.0675	0.0300	0.002778	1	821,706,421.43	154,069.95	0.00	68,475.54	0.00	68,475.54	2,002,909.40
10/15/18	0.0675	0.0300	0.002778	1	821,706,421.43	154,069.95	0.00	68,475.54	0.00	68,475.54	2,225,454.89
10/16/18	0.0675	0.0300	0.002778	1	821,706,421.43	154,069.95	0.00	68,475.54	0.00	68,475.54	2,448,000.38
10/17/18	0.0675	0.0300	0.002778	1	821,706,421.43	154,069.95	0.00	68,475.54	0.00	68,475.54	2,670,545.87
10/18/18	0.0675	0.0300	0.002778	1	821,706,421.43	154,069.95	0.00	68,475.54	0.00	68,475.54	2,893,091.36
10/19/18	0.0675	0.0300	0.002778	1	821,706,421.43	154,069.95	0.00	68,475.54	0.00	68,475.54	3,115,636.85
10/20/18	0.0675	0.0300	0.002778	1	821,706,421.43	154,069.95	0.00	68,475.54	0.00	68,475.54	3,338,182.34
10/21/18	0.0675	0.0300	0.002778	1	821,706,421.43	154,069.95	0.00	68,475.54	0.00	68,475.54	3,560,727.83
10/22/18	0.0675	0.0300	0.002778	1	821,706,421.43	154,069.95	0.00	68,475.54	0.00	68,475.54	3,783,273.32
10/23/18	0.0675	0.0300	0.002778	1	821,706,421.43	154,069.95	0.00	68,475.54	0.00	68,475.54	4,005,818.80
10/24/18	0.0675	0.0300	0.002778	1	821,706,421.43	154,069.95	0.00	68,475.54	0.00	68,475.54	4,228,364.29
10/25/18	0.0675	0.0300	0.002778	1	821,706,421.43	154,069.95	0.00	68,475.54	0.00	68,475.54	4,450,909.78
10/26/18	0.0675	0.0300	0.002778	1	821,706,421.43	154,069.95	0.00	68,475.54	0.00	68,475.54	4,673,455.27
10/27/18	0.0675	0.0300	0.002778	1	821,706,421.43	154,069.95	0.00	68,475.54	0.00	68,475.54	4,896,000.76
10/28/18	0.0675	0.0300	0.002778	1	821,706,421.43	154,069.95	0.00	68,475.54	0.00	68,475.54	5,118,546.25
10/29/18	0.0675	0.0300	0.002778	1	821,706,421.43	154,069.95	0.00	68,475.54	0.00	68,475.54	5,341,091.74
10/30/18	0.0675	0.0300	0.002778	0	821,706,421.43	0.00	0.00	0.00	0.00	0.00	5,341,091.74
10/31/18	0.0675	0.0300	0.002778	1	821,706,421.43	154,069.95	0.00	68,475.54	0.00	68,475.54	5,563,637.23
11/01/18	0.0675	0.0300	0.002778	1	821,706,421.43	154,069.95	0.00	68,475.54	0.00	68,475.54	5,786,182.72
11/02/18	0.0675	0.0300	0.002778	1	821,706,421.43	154,069.95	0.00	68,475.54	0.00	68,475.54	6,008,728.21
11/03/18	0.0675	0.0300	0.002778	1	821,706,421.43	154,069.95	0.00	68,475.54	0.00	68,475.54	6,231,273.70
11/04/18	0.0675	0.0300	0.002778	1	821,706,421.43	154,069.95	0.00	68,475.54	0.00	68,475.54	6,453,819.18
11/05/18	0.0675	0.0300	0.002778	1	821,706,421.43	154,069.95	0.00	68,475.54	0.00	68,475.54	6,676,364.67

Appendix 3 (cont.)

Class Interest Amount for the Series 2014-3 Notes (cont.)

Date	Class Interest			Daycount	Class Principal Balance	Current Interest Due	Overdue Interest	Current Capitalized Interest	Overdue Capitalized Interest	Capitalized Interest	Class Interest Amount
	Rate	Overdue Incremental Rate	Denominator								
	6.75%	3.00%	360		EoD		EoD		EoD		
11/06/18	0.0675	0.0300	0.002778	1	821,706,421.43	154,069.95	0.00	68,475.54	0.00	68,475.54	6,898,910.16
11/07/18	0.0675	0.0300	0.002778	1	821,706,421.43	154,069.95	0.00	68,475.54	0.00	68,475.54	7,121,455.65
11/08/18	0.0675	0.0300	0.002778	1	821,706,421.43	154,069.95	0.00	68,475.54	0.00	68,475.54	7,344,001.14
11/09/18	0.0675	0.0300	0.002778	1	821,706,421.43	154,069.95	0.00	68,475.54	0.00	68,475.54	7,566,546.63
11/10/18	0.0675	0.0300	0.002778	1	821,706,421.43	154,069.95	0.00	68,475.54	0.00	68,475.54	7,789,092.12
11/11/18	0.0675	0.0300	0.002778	1	821,706,421.43	154,069.95	0.00	68,475.54	0.00	68,475.54	8,011,637.61
11/12/18	0.0675	0.0300	0.002778	1	821,706,421.43	154,069.95	0.00	68,475.54	0.00	68,475.54	8,234,183.10
11/13/18	0.0675	0.0300	0.002778	1	821,706,421.43	154,069.95	0.00	68,475.54	0.00	68,475.54	8,456,728.59
11/14/18	0.0675	0.0300	0.002778	1	821,706,421.43	154,069.95	0.00	68,475.54	0.00	68,475.54	8,679,274.08
11/15/18	0.0675	0.0300	0.002778	1	821,706,421.43	154,069.95	0.00	68,475.54	0.00	68,475.54	8,901,819.57
11/16/18	0.0675	0.0300	0.002778	1	821,706,421.43	154,069.95	0.00	68,475.54	0.00	68,475.54	9,124,365.05
11/17/18	0.0675	0.0300	0.002778	1	821,706,421.43	154,069.95	0.00	68,475.54	0.00	68,475.54	9,346,910.54
11/18/18	0.0675	0.0300	0.002778	1	821,706,421.43	154,069.95	0.00	68,475.54	0.00	68,475.54	9,569,456.03
11/19/18	0.0675	0.0300	0.002778	1	821,706,421.43	154,069.95	0.00	68,475.54	0.00	68,475.54	9,792,001.52
11/20/18	0.0675	0.0300	0.002778	1	821,706,421.43	154,069.95	0.00	68,475.54	0.00	68,475.54	10,014,547.01
11/21/18	0.0675	0.0300	0.002778	1	821,706,421.43	154,069.95	0.00	68,475.54	0.00	68,475.54	10,237,092.50
11/22/18	0.0675	0.0300	0.002778	1	821,706,421.43	154,069.95	0.00	68,475.54	0.00	68,475.54	10,459,637.99
11/23/18	0.0675	0.0300	0.002778	1	821,706,421.43	154,069.95	0.00	68,475.54	0.00	68,475.54	10,682,183.48
11/24/18	0.0675	0.0300	0.002778	1	821,706,421.43	154,069.95	0.00	68,475.54	0.00	68,475.54	10,904,728.97
11/25/18	0.0675	0.0300	0.002778	1	821,706,421.43	154,069.95	0.00	68,475.54	0.00	68,475.54	11,127,274.46
11/26/18	0.0675	0.0300	0.002778	1	821,706,421.43	154,069.95	0.00	68,475.54	0.00	68,475.54	11,349,819.95
11/27/18	0.0675	0.0300	0.002778	1	821,706,421.43	154,069.95	0.00	68,475.54	0.00	68,475.54	11,572,365.44
11/28/18	0.0675	0.0300	0.002778	1	821,706,421.43	154,069.95	0.00	68,475.54	0.00	68,475.54	11,794,910.92
11/29/18	0.0675	0.0300	0.002778	1	821,706,421.43	154,069.95	0.00	68,475.54	0.00	68,475.54	12,017,456.41
11/30/18	0.0675	0.0300	0.002778	1	821,706,421.43	154,069.95	0.00	68,475.54	0.00	68,475.54	12,240,001.90
12/01/18	0.0675	0.0300	0.002778	1	821,706,421.43	154,069.95	0.00	68,475.54	0.00	68,475.54	12,462,547.39
12/02/18	0.0675	0.0300	0.002778	1	821,706,421.43	154,069.95	0.00	68,475.54	0.00	68,475.54	12,685,092.88
12/03/18	0.0675	0.0300	0.002778	1	821,706,421.43	154,069.95	0.00	68,475.54	0.00	68,475.54	12,907,638.37
12/04/18	0.0675	0.0300	0.002778	1	821,706,421.43	154,069.95	0.00	68,475.54	0.00	68,475.54	13,130,183.86
12/05/18	0.0675	0.0300	0.002778	1	821,706,421.43	154,069.95	0.00	68,475.54	0.00	68,475.54	13,352,729.35

Appendix 3 (cont.)

Class Interest Amount for the Series 2014-3 Notes (cont.)

Date	Class Interest			Daycount	Class Principal Balance	Current Interest Due	Overdue Interest	Current Capitalized Interest	Overdue Capitalized Interest	Capitalized Interest	Class Interest Amount
	Rate	Overdue Incremental Rate	Denominator								
	6.75%	3.00%	360		EoD		EoD		EoD		
12/06/18	0.0675	0.0300	0.002778	1	821,706,421.43	154,069.95	0.00	68,475.54	0.00	68,475.54	13,575,274.84
12/07/18	0.0675	0.0300	0.002778	1	821,706,421.43	154,069.95	0.00	68,475.54	0.00	68,475.54	13,797,820.33
12/08/18	0.0675	0.0300	0.002778	1	821,706,421.43	154,069.95	0.00	68,475.54	0.00	68,475.54	14,020,365.82
12/09/18	0.0675	0.0300	0.002778	1	821,706,421.43	154,069.95	0.00	68,475.54	0.00	68,475.54	14,242,911.30
12/10/18	0.0675	0.0300	0.002778	1	821,706,421.43	154,069.95	0.00	68,475.54	0.00	68,475.54	14,465,456.79
12/11/18	0.0675	0.0300	0.002778	1	821,706,421.43	154,069.95	0.00	68,475.54	0.00	68,475.54	14,688,002.28
12/12/18	0.0675	0.0300	0.002778	1	821,706,421.43	154,069.95	0.00	68,475.54	0.00	68,475.54	14,910,547.77
12/13/18	0.0675	0.0300	0.002778	1	821,706,421.43	154,069.95	0.00	68,475.54	0.00	68,475.54	15,133,093.26
12/14/18	0.0675	0.0300	0.002778	1	821,706,421.43	154,069.95	0.00	68,475.54	0.00	68,475.54	15,355,638.75
12/15/18	0.0675	0.0300	0.002778	1	821,706,421.43	154,069.95	0.00	68,475.54	0.00	68,475.54	15,578,184.24
12/16/18	0.0675	0.0300	0.002778	1	821,706,421.43	154,069.95	0.00	68,475.54	0.00	68,475.54	15,800,729.73
12/17/18	0.0675	0.0300	0.002778	1	821,706,421.43	154,069.95	0.00	68,475.54	0.00	68,475.54	16,023,275.22
12/18/18	0.0675	0.0300	0.002778	1	821,706,421.43	154,069.95	0.00	68,475.54	0.00	68,475.54	16,245,820.71
12/19/18	0.0675	0.0300	0.002778	1	821,706,421.43	154,069.95	0.00	68,475.54	0.00	68,475.54	16,468,366.20
12/20/18	0.0675	0.0300	0.002778	1	821,706,421.43	154,069.95	0.00	68,475.54	0.00	68,475.54	16,690,911.69
12/21/18	0.0675	0.0300	0.002778	1	821,706,421.43	154,069.95	0.00	68,475.54	0.00	68,475.54	16,913,457.17
12/22/18	0.0675	0.0300	0.002778	1	821,706,421.43	154,069.95	0.00	68,475.54	0.00	68,475.54	17,136,002.66
12/23/18	0.0675	0.0300	0.002778	1	821,706,421.43	154,069.95	0.00	68,475.54	0.00	68,475.54	17,358,548.15
12/24/18	0.0675	0.0300	0.002778	1	821,706,421.43	154,069.95	0.00	68,475.54	0.00	68,475.54	17,581,093.64
12/25/18	0.0675	0.0300	0.002778	1	821,706,421.43	154,069.95	0.00	68,475.54	0.00	68,475.54	17,803,639.13
12/26/18	0.0675	0.0300	0.002778	1	821,706,421.43	154,069.95	0.00	68,475.54	0.00	68,475.54	18,026,184.62
12/27/18	0.0675	0.0300	0.002778	1	821,706,421.43	154,069.95	0.00	68,475.54	0.00	68,475.54	18,248,730.11
12/28/18	0.0675	0.0300	0.002778	1	821,706,421.43	154,069.95	0.00	68,475.54	0.00	68,475.54	18,471,275.60
12/29/18	0.0675	0.0300	0.002778	1	821,706,421.43	154,069.95	0.00	68,475.54	0.00	68,475.54	18,693,821.09
12/30/18	0.0675	0.0300	0.002778	0	821,706,421.43	0.00	0.00	0.00	0.00	0.00	18,693,821.09
12/31/18	0.0675	0.0300	0.002778	1	821,706,421.43	154,069.95	0.00	68,475.54	0.00	68,475.54	18,916,366.58
01/01/19	0.0675	0.0300	0.002778	1	821,706,421.43	154,069.95	0.00	68,475.54	0.00	68,475.54	19,138,912.07
01/02/19	0.0675	0.0300	0.002778	1	821,706,421.43	154,069.95	0.00	68,475.54	0.00	68,475.54	19,361,457.55
01/03/19	0.0675	0.0300	0.002778	1	821,706,421.43	154,069.95	0.00	68,475.54	0.00	68,475.54	19,584,003.04
01/04/19	0.0675	0.0300	0.002778	1	821,706,421.43	154,069.95	0.00	68,475.54	0.00	68,475.54	19,806,548.53
01/05/19	0.0675	0.0300	0.002778	1	821,706,421.43	154,069.95	0.00	68,475.54	0.00	68,475.54	20,029,094.02
01/06/19				**90**		**13,866,295.86**		**6,162,798.16**			**20,029,094.02**

Appendix 4

Class Interest Amount for the Series 2018-1 Notes

Date	Class Interest			Daycount	Class Principal Balance	Current Interest Due	Overdue Interest	Current Capitalized Interest	Overdue Capitalized Interest	Capitalized Interest	Class Interest Amount
	Rate	Overdue Incremental Rate	Denominator								
	8.20%	2.00%	360		EoD		EoD		EoD		
10/06/18	0.0820	0.0200	0.002778	1	600,000,000.00	136,666.67	0.00	0.00	0.00	0.00	136,666.67
10/07/18	0.0820	0.0200	0.002778	1	600,000,000.00	136,666.67	0.00	0.00	0.00	0.00	273,333.33
10/08/18	0.0820	0.0200	0.002778	1	600,000,000.00	136,666.67	0.00	0.00	0.00	0.00	410,000.00
10/09/18	0.0820	0.0200	0.002778	1	600,000,000.00	136,666.67	0.00	0.00	0.00	0.00	546,666.67
10/10/18	0.0820	0.0200	0.002778	1	600,000,000.00	136,666.67	0.00	0.00	0.00	0.00	683,333.33
10/11/18	0.0820	0.0200	0.002778	1	600,000,000.00	136,666.67	0.00	0.00	0.00	0.00	820,000.00
10/12/18	0.0820	0.0200	0.002778	1	600,000,000.00	136,666.67	0.00	0.00	0.00	0.00	956,666.67
10/13/18	0.0820	0.0200	0.002778	1	600,000,000.00	136,666.67	0.00	0.00	0.00	0.00	1,093,333.33
10/14/18	0.0820	0.0200	0.002778	1	600,000,000.00	136,666.67	0.00	0.00	0.00	0.00	1,230,000.00
10/15/18	0.0820	0.0200	0.002778	1	600,000,000.00	136,666.67	0.00	0.00	0.00	0.00	1,366,666.67
10/16/18	0.0820	0.0200	0.002778	1	600,000,000.00	136,666.67	0.00	0.00	0.00	0.00	1,503,333.33
10/17/18	0.0820	0.0200	0.002778	1	600,000,000.00	136,666.67	0.00	0.00	0.00	0.00	1,640,000.00
10/18/18	0.0820	0.0200	0.002778	1	600,000,000.00	136,666.67	0.00	0.00	0.00	0.00	1,776,666.67
10/19/18	0.0820	0.0200	0.002778	1	600,000,000.00	136,666.67	0.00	0.00	0.00	0.00	1,913,333.33
10/20/18	0.0820	0.0200	0.002778	1	600,000,000.00	136,666.67	0.00	0.00	0.00	0.00	2,050,000.00
10/21/18	0.0820	0.0200	0.002778	1	600,000,000.00	136,666.67	0.00	0.00	0.00	0.00	2,186,666.67
10/22/18	0.0820	0.0200	0.002778	1	600,000,000.00	136,666.67	0.00	0.00	0.00	0.00	2,323,333.33
10/23/18	0.0820	0.0200	0.002778	1	600,000,000.00	136,666.67	0.00	0.00	0.00	0.00	2,460,000.00
10/24/18	0.0820	0.0200	0.002778	1	600,000,000.00	136,666.67	0.00	0.00	0.00	0.00	2,596,666.67
10/25/18	0.0820	0.0200	0.002778	1	600,000,000.00	136,666.67	0.00	0.00	0.00	0.00	2,733,333.33
10/26/18	0.0820	0.0200	0.002778	1	600,000,000.00	136,666.67	0.00	0.00	0.00	0.00	2,870,000.00
10/27/18	0.0820	0.0200	0.002778	1	600,000,000.00	136,666.67	0.00	0.00	0.00	0.00	3,006,666.67
10/28/18	0.0820	0.0200	0.002778	1	600,000,000.00	136,666.67	0.00	0.00	0.00	0.00	3,143,333.33
10/29/18	0.0820	0.0200	0.002778	1	600,000,000.00	136,666.67	0.00	0.00	0.00	0.00	3,280,000.00
10/30/18	0.0820	0.0200	0.002778	0	600,000,000.00	0.00	0.00	0.00	0.00	0.00	3,280,000.00
10/31/18	0.0820	0.0200	0.002778	1	600,000,000.00	136,666.67	0.00	0.00	0.00	0.00	3,416,666.67
11/01/18	0.0820	0.0200	0.002778	1	600,000,000.00	136,666.67	0.00	0.00	0.00	0.00	3,553,333.33
11/02/18	0.0820	0.0200	0.002778	1	600,000,000.00	136,666.67	0.00	0.00	0.00	0.00	3,690,000.00
11/03/18	0.0820	0.0200	0.002778	1	600,000,000.00	136,666.67	0.00	0.00	0.00	0.00	3,826,666.67
11/04/18	0.0820	0.0200	0.002778	1	600,000,000.00	136,666.67	0.00	0.00	0.00	0.00	3,963,333.33
11/05/18	0.0820	0.0200	0.002778	1	600,000,000.00	136,666.67	0.00	0.00	0.00	0.00	4,100,000.00

Appendix 4 (cont.)

Class Interest Amount for the Series 2018-1 Notes (cont.)

Date	Class Interest			Daycount	Class Principal Balance	Current Interest Due	Overdue Interest	Current Capitalized Interest	Overdue Capitalized Interest	Capitalized Interest	Class Interest Amount
	Rate	Overdue Incremental Rate	Denominator								
	8.20%	2.00%	360		EoD		EoD		EoD		
11/06/18	0.0820	0.0200	0.002778	1	600,000,000.00	136,666.67	0.00	0.00	0.00	0.00	4,236,666.67
11/07/18	0.0820	0.0200	0.002778	1	600,000,000.00	136,666.67	0.00	0.00	0.00	0.00	4,373,333.33
11/08/18	0.0820	0.0200	0.002778	1	600,000,000.00	136,666.67	0.00	0.00	0.00	0.00	4,510,000.00
11/09/18	0.0820	0.0200	0.002778	1	600,000,000.00	136,666.67	0.00	0.00	0.00	0.00	4,646,666.67
11/10/18	0.0820	0.0200	0.002778	1	600,000,000.00	136,666.67	0.00	0.00	0.00	0.00	4,783,333.33
11/11/18	0.0820	0.0200	0.002778	1	600,000,000.00	136,666.67	0.00	0.00	0.00	0.00	4,920,000.00
11/12/18	0.0820	0.0200	0.002778	1	600,000,000.00	136,666.67	0.00	0.00	0.00	0.00	5,056,666.67
11/13/18	0.0820	0.0200	0.002778	1	600,000,000.00	136,666.67	0.00	0.00	0.00	0.00	5,193,333.33
11/14/18	0.0820	0.0200	0.002778	1	600,000,000.00	136,666.67	0.00	0.00	0.00	0.00	5,330,000.00
11/15/18	0.0820	0.0200	0.002778	1	600,000,000.00	136,666.67	0.00	0.00	0.00	0.00	5,466,666.67
11/16/18	0.0820	0.0200	0.002778	1	600,000,000.00	136,666.67	0.00	0.00	0.00	0.00	5,603,333.33
11/17/18	0.0820	0.0200	0.002778	1	600,000,000.00	136,666.67	0.00	0.00	0.00	0.00	5,740,000.00
11/18/18	0.0820	0.0200	0.002778	1	600,000,000.00	136,666.67	0.00	0.00	0.00	0.00	5,876,666.67
11/19/18	0.0820	0.0200	0.002778	1	600,000,000.00	136,666.67	0.00	0.00	0.00	0.00	6,013,333.33
11/20/18	0.0820	0.0200	0.002778	1	600,000,000.00	136,666.67	0.00	0.00	0.00	0.00	6,150,000.00
11/21/18	0.0820	0.0200	0.002778	1	600,000,000.00	136,666.67	0.00	0.00	0.00	0.00	6,286,666.67
11/22/18	0.0820	0.0200	0.002778	1	600,000,000.00	136,666.67	0.00	0.00	0.00	0.00	6,423,333.33
11/23/18	0.0820	0.0200	0.002778	1	600,000,000.00	136,666.67	0.00	0.00	0.00	0.00	6,560,000.00
11/24/18	0.0820	0.0200	0.002778	1	600,000,000.00	136,666.67	0.00	0.00	0.00	0.00	6,696,666.67
11/25/18	0.0820	0.0200	0.002778	1	600,000,000.00	136,666.67	0.00	0.00	0.00	0.00	6,833,333.33
11/26/18	0.0820	0.0200	0.002778	1	600,000,000.00	136,666.67	0.00	0.00	0.00	0.00	6,970,000.00
11/27/18	0.0820	0.0200	0.002778	1	600,000,000.00	136,666.67	0.00	0.00	0.00	0.00	7,106,666.67
11/28/18	0.0820	0.0200	0.002778	1	600,000,000.00	136,666.67	0.00	0.00	0.00	0.00	7,243,333.33
11/29/18	0.0820	0.0200	0.002778	1	600,000,000.00	136,666.67	0.00	0.00	0.00	0.00	7,380,000.00
11/30/18	0.0820	0.0200	0.002778	1	600,000,000.00	136,666.67	0.00	0.00	0.00	0.00	7,516,666.67
12/01/18	0.0820	0.0200	0.002778	1	600,000,000.00	136,666.67	0.00	0.00	0.00	0.00	7,653,333.33
12/02/18	0.0820	0.0200	0.002778	1	600,000,000.00	136,666.67	0.00	0.00	0.00	0.00	7,790,000.00
12/03/18	0.0820	0.0200	0.002778	1	600,000,000.00	136,666.67	0.00	0.00	0.00	0.00	7,926,666.67
12/04/18	0.0820	0.0200	0.002778	1	600,000,000.00	136,666.67	0.00	0.00	0.00	0.00	8,063,333.33
12/05/18	0.0820	0.0200	0.002778	1	600,000,000.00	136,666.67	0.00	0.00	0.00	0.00	8,200,000.00
12/06/18	0.0820	0.0200	0.002778	1	600,000,000.00	136,666.67	0.00	0.00	0.00	0.00	8,336,666.67

Appendix 4 (cont.)

Class Interest Amount for the Series 2018-1 Notes (cont.)

Date	Class Interest			Daycount	Class Principal Balance	Current Interest Due	Overdue Interest	Current Capitalized Interest	Overdue Capitalized Interest	Capitalized Interest	Class Interest Amount
	Rate	Overdue Incremental Rate	Denominator								
	8.20%	2.00%	360		EoD		EoD		EoD		
12/07/18	0.0820	0.0200	0.002778	1	600,000,000.00	136,666.67	0.00	0.00	0.00	0.00	8,473,333.33
12/08/18	0.0820	0.0200	0.002778	1	600,000,000.00	136,666.67	0.00	0.00	0.00	0.00	8,610,000.00
12/09/18	0.0820	0.0200	0.002778	1	600,000,000.00	136,666.67	0.00	0.00	0.00	0.00	8,746,666.67
12/10/18	0.0820	0.0200	0.002778	1	600,000,000.00	136,666.67	0.00	0.00	0.00	0.00	8,883,333.33
12/11/18	0.0820	0.0200	0.002778	1	600,000,000.00	136,666.67	0.00	0.00	0.00	0.00	9,020,000.00
12/12/18	0.0820	0.0200	0.002778	1	600,000,000.00	136,666.67	0.00	0.00	0.00	0.00	9,156,666.67
12/13/18	0.0820	0.0200	0.002778	1	600,000,000.00	136,666.67	0.00	0.00	0.00	0.00	9,293,333.33
12/14/18	0.0820	0.0200	0.002778	1	600,000,000.00	136,666.67	0.00	0.00	0.00	0.00	9,430,000.00
12/15/18	0.0820	0.0200	0.002778	1	600,000,000.00	136,666.67	0.00	0.00	0.00	0.00	9,566,666.67
12/16/18	0.0820	0.0200	0.002778	1	600,000,000.00	136,666.67	0.00	0.00	0.00	0.00	9,703,333.33
12/17/18	0.0820	0.0200	0.002778	1	600,000,000.00	136,666.67	0.00	0.00	0.00	0.00	9,840,000.00
12/18/18	0.0820	0.0200	0.002778	1	600,000,000.00	136,666.67	0.00	0.00	0.00	0.00	9,976,666.67
12/19/18	0.0820	0.0200	0.002778	1	600,000,000.00	136,666.67	0.00	0.00	0.00	0.00	10,113,333.33
12/20/18	0.0820	0.0200	0.002778	1	600,000,000.00	136,666.67	0.00	0.00	0.00	0.00	10,250,000.00
12/21/18	0.0820	0.0200	0.002778	1	600,000,000.00	136,666.67	0.00	0.00	0.00	0.00	10,386,666.67
12/22/18	0.0820	0.0200	0.002778	1	600,000,000.00	136,666.67	0.00	0.00	0.00	0.00	10,523,333.33
12/23/18	0.0820	0.0200	0.002778	1	600,000,000.00	136,666.67	0.00	0.00	0.00	0.00	10,660,000.00
12/24/18	0.0820	0.0200	0.002778	1	600,000,000.00	136,666.67	0.00	0.00	0.00	0.00	10,796,666.67
12/25/18	0.0820	0.0200	0.002778	1	600,000,000.00	136,666.67	0.00	0.00	0.00	0.00	10,933,333.33
12/26/18	0.0820	0.0200	0.002778	1	600,000,000.00	136,666.67	0.00	0.00	0.00	0.00	11,070,000.00
12/27/18	0.0820	0.0200	0.002778	1	600,000,000.00	136,666.67	0.00	0.00	0.00	0.00	11,206,666.67
12/28/18	0.0820	0.0200	0.002778	1	600,000,000.00	136,666.67	0.00	0.00	0.00	0.00	11,343,333.33
12/29/18	0.0820	0.0200	0.002778	1	600,000,000.00	136,666.67	0.00	0.00	0.00	0.00	11,480,000.00
12/30/18	0.0820	0.0200	0.002778	0	600,000,000.00	0.00	0.00	0.00	0.00	0.00	11,480,000.00
12/31/18	0.0820	0.0200	0.002778	1	600,000,000.00	136,666.67	0.00	0.00	0.00	0.00	11,616,666.67
01/01/19	0.0820	0.0200	0.002778	1	600,000,000.00	136,666.67	0.00	0.00	0.00	0.00	11,753,333.33
01/02/19	0.0820	0.0200	0.002778	1	600,000,000.00	136,666.67	0.00	0.00	0.00	0.00	11,890,000.00
01/03/19	0.0820	0.0200	0.002778	1	600,000,000.00	136,666.67	0.00	0.00	0.00	0.00	12,026,666.67
01/04/19	0.0820	0.0200	0.002778	1	600,000,000.00	136,666.67	0.00	0.00	0.00	0.00	12,163,333.33
01/05/19	0.0820	0.0200	0.002778	1	600,000,000.00	136,666.67	0.00	0.00	0.00	0.00	12,300,000.00
01/06/19				**90**		**12,300,000.00**		**0.00**			**12,300,000.00**

October 26, 2018

TRANSFER REPORT

This Transfer Report has been prepared by Banco do Brasil S.A., for its role as Bond Administrator in connection with the issuance of (a) US$ 2,000,000,000 aggregate principal amount of 6.25% Series 2014-1 Notes due 2024 (the "Series 2014-1 Notes"); (b) R$ 2,400,000,000 aggregate principal amount of 16.25% Series 2014-2 Notes due 2022 (the "Series 2014-2 Notes"), (c) US$ 1,100,000,000 aggregate principal amount of 6.75% Series 2014-3 Notes due 2027 (the "Series 2014-3 Notes"); and (d) US$ 600,000,000 aggregate principal amount of 8.20% Series 2018-1 Notes due 2028 by Rio Oil Finance Trust and in accordance with the terms set forth in the Amended and Restated Indenture dated as of June 20, 2014, and as amended and restated as of April 03, 2018 (the "Indenture"), in the Amended and Restated Series 2014-1 Indenture Supplement and the Amended and Restated Series 2014-2 Indenture Supplement, dated as of June 20, 2014, and as amended and restated as of March 07, 2018, in the Amended and Restated Series 2014-3 Indenture Supplement dated as of November 21, 2014, and as amended and restated as of March 07, 2018, and in the Series 2018-1 Indenture Supplement dated as of April 19, 2018 (the "Indenture Supplements").

Some of the terms set forth in the Indenture and in the Indenture Supplements were amended by that certain Waiver and Amendment Agreement dated as of October 20, 2015 (the "First Waiver and Amendment Agreement"), by that certain Waiver and Amendment Agreement dated as of June 20, 2016 (the "Second Waiver and Amendment Agreement"), by that certain Waiver and Amendment Agreement dated as of October 11, 2016 (the "Third Waiver and Amendment Agreement"), by that certain Rescission and Amendment Agreement dated as of December 05, 2016 (the "Fourth Rescission and Amendment Agreement"), by that certain Rescission and Amendment Agreement dated as of December 04, 2017 (the "Fifth Rescission and Amendment Agreement"), and by that certain Waiver, Rescission and Amendment Agreement dated as of March 07, 2018 (the "Sixth Waiver, Rescission and Amendment Agreement''), and are fully reflected in all calculations of this Transfer Report.

The duties and obligations of Banco do Brasil S.A. is determined solely by the express provisions of the Indenture and the other Transactions Documents which it is a part, such as the responsibility for making all the calculations and determinations including, but not limited to, Transfer Amounts. Banco do Brasil S.A. shall not be liable except for the performance of such duties and obligations.

Banco do Brasil S.A. may conclusively rely as to the truth of the statements and the correctness of the opinions expressed in any Transaction Document and upon any statements, certificates or opinions furnished in writing to Banco do Brasil S.A. pursuant to any of the Transaction Documents and conforming to the requirements of the Transaction Documents. Banco do Brasil S.A. may conclusively rely upon, and shall be protected in acting or refraining from acting upon, and shall not be bound to make any investigation into the facts or matters stated in a written resolution, certificate, statement, instrument, opinion, report, notice, request, consent, order, note, Officer's Certificate, guaranty or other paper or document reasonably believed by it to be genuine and to have been signed or presented by the proper Person(s).

This Transfer Report is addressed exclusively to Citibank N.A. (the Indenture Trustee) to be used as Transfer Instructions of the Revenue Account Waterfall in each Transfer Date.

For the effects of this Transfer Report, the Reais Allocation Date is October 23, 2018, the Reais Transfer Date is October 24, 2018, the Allocation Date is October 25, 2018 and the Transfer Date is October 26, 2018.

The exchange rate for dollar/reais conversion used in this Transfer Report is R$ 3.7059.

Table of Contents

Section (A) – Collections Revenue and Expenses Breakdowns 4

Section (B) – Detailed Excess Amounts in the Transaction Accounts..... 5

Section (C) – Detailed Collections Account Waterfall 6

Section (D) – Detailed Revenue Account Waterfall..... 7

Section (E) – Transfer Amounts Details and Supporting Calculations..... 8

(i) Series 2014-1 Senior Scheduled Principal Transfer Amount 8

(ii) Series 2014-2 Senior Scheduled Principal Transfer Amount 10

(iii) Series 2014-3 Senior Scheduled Principal Transfer Amount 12

(iv) Taxation Expenses Transfer Amount..... 15

Section (F) – Transaction Accounts Balance 17

Section (G) – Other Information..... 18

Section (H) – Transfer Instructions 19

Defined Terms

"Allocation Date" shall mean, with respect to any Transfer Date, the Business Day which is immediately prior to such Transfer Date.

"Officer's Certificate" shall mean, in the case any of the Issuer and the Sponsor and the Indenture Trustee, a certificate signed by an Authorized Officer or the president or chairman (or other equivalent officer) of such Person or acting on behalf of such Person.

"Person" shall mean any individual, corporation, company, partnership, joint venture, trust, estate, unincorporated association, Governmental Authority or other entity of whatever nature.

"Reais Allocation Date" shall mean, with respect of any Reais Transfer Date, the Business Day which is immediately prior to such Reais Transfer Date.

"Reais Transfer Date" shall mean each Business Day of each calendar month following a Business Day when, as of the Balance Transfer Time for the Bond Administrator, there are available funds in the Collections Account for allocation in accordance with the Indenture.

"Transaction Documents" shall mean, collectively, the Indenture, the Series 2014-1 Notes, the Series 2014-2 Notes, the Series 2014-1 Indenture Supplement, the Series 2014-2 Indenture Supplement, the Bill of Sale, the Royalties Rights Agreement, the Servicing Agreement, the Pledge Agreement, the Trust Agreement, the Initial Oil Revenue and Rights Bill of Sale, the Banco do Brasil Oil Revenue and Rights Bill of Sale, the Caixa Oil Revenue and Rights Bill of Sale, the Instruments and any Indenture Supplements with respect to future Series of Instruments, and any purchase agreement related to the Instruments.

"Transfer Amount" shall mean, as of any Transfer Date, any of the Issuer Expenses Transfer Amount, the Taxation Expenses Transfer Amount, the Servicer Fee Transfer Amount, the Reserve LC Expenses Transfer Amount, any Debt Service Reserve Account Transfer Amount, any Series Senior Interest Transfer Amount for any Series of Securities, any Series Senior Scheduled Principal Transfer Amount for any Series of Securities, any Series Senior Excess Scheduled Principal Transfer Amount for any Series of Securities, any Series Senior Accelerated Principal Transfer Amount for any Series of Securities, any Series Senior Excess Accelerated Principal Transfer amount for any Series of Securities, any Series Subordinated Interest Transfer Amount for any Series of Securities, any Series Subordinated Scheduled Principal Transfer Amount for any Series of Securities, and/or any Series Subordinated Accelerated Principal Transfer Amount for any Series of Securities, each as of such Transfer Date.

"Transfer Date" shall mean each Business Day of each calendar month when there are available funds in the Revenue Account for distribution in accordance with the Revenue Account Waterfall.

"Transfer Instructions" shall have the meaning set forth in Section 4.10(b) of the Indenture, as follow *"On any Reais Transfer Date, prior to transferring any amounts, the Bond Administrator shall (i) first calculate the allocation of funds assuming that (A) the full amount of funds available for transfer on such Reais Transfer Date are allocated for transfer in accordance with the Collections Account Waterfall and (B) the full amount of funds available for transfer on such Transfer Date are allocated for transfer on such Transfer Date in accordance with the Revenue Account Waterfall and the Bond Administrator shall reduce such calculations to written transfer instructions for such Reais Transfer Date, the related Transfer Date or a related Payment Date.*"

Section (A) – Collections Revenue and Expense Breakdowns

The tables below show the total Collections and any other amounts received by the Servicer on such Reais Allocation Date, with respect to the Collateral of the transaction.

RJS Oil Revenues and RJS Oil Revenue Rights	Amount
Royalties – up to 5% (Law Nº 7,990 of December 28, 1989)	R$ 0.00
Royalties – more than 5% (Law Nº 9,478 of August 6, 1997)	R$ 0.00
Special Participations (Law Nº 9,478 of August 6, 1997)	R$ 0.00
FEP (Special Petroleum Fund) – Law Nº 7,990 and Law Nº 9,478	R$ 939,462.88
Total amount transfered to RJS Oil Revenues Dedicated Account	**R$ 939,462.88**

Statutory Oil Revenue Allocations by RJS	Amount
PASEP (Program for the Formation of Assets of Public Servants)	(R$ 9,394.62)
FECAM (State Fund for Environmental Conservation and Urban Development) [1]	R$ 0.00
Municipalities within RJS	R$ 0.00
Brazilian Federal Government (Assignment Agreement of October 29, 1999)	R$ 0.00
Conta B (State Decree Nº 43,783 of September 12, 2012)	R$ 0.00
Total RJS Oil Revenue Allocations	**(R$ 9,394.62)**

Assigned Oil Revenues and Assigned Oil Revenue Rights	Amount
RJS Oil Revenues and RJS Oil Revenue Rights	R$ 939,462.88
RJS Oil Revenue Allocations	(R$ 9,394.62)
Net amount transferred to Collections Account	**R$ 930,068.26**

1) According to the Amendment to the State of Rio de Janeiro Constitution Nº 70 of December 12, 2017 and the State Law Nº 178 of December 20, 2017 (the "FECAM Subordination Legislation"), amounts related to FECAM Allocation are not deducted from Royalties and Special Participations, but instead are allocated according to priority fifteenth of the Revenue Account Waterfall (Section 4.3.(o) of the Indenture).

Section (B) – Detailed Excess Amounts in the Transaction Accounts

The tables below show the detailed calculations for the excess amounts in Transaction Accounts, as of October 24, 2018:

(i) For each of the Series Account

According to Section 4.3 of the Indenture: "To the extent that any Transfer Amount for such Transfer Date is a negative number, the related transfer described in the Revenue Account Waterfall will instead require a transfer of such Transfer Amount from the related Transaction Account to the Revenue Account."

	Series 2014-1 Series Account		
	(1)	(2)	(3)
A. Balance	US$ 30,078,457.04	US$ 2,906,360.48	US$ 216,724,744.37
B. Required Amount	US$ 30,078,457.04	US$ 28,062,449.85	US$ 227,859,853.40
C. Available Funds (A – B)	**US$ 0.00**	**US$ 0.00**	**US$ 0.00**

	Series 2014-2 Series Account		
	(1)	(2)	(3)
A. Balance	R$ 19,346,863.36	R$ 3,368,248.49	R$ 167,140,001.11
B. Required Amount	R$ 19,346,863.36	R$ 32,745,703.47	R$ 157,512,889.02
C. Available Funds (A – B)	**R$ 0.00**	**R$ 0.00**	**R$ 9,627,112.09**

	Series 2014-3 Series Account		
	(1)	(2)	(3)
A. Balance	US$ 20,029,094.02	US$ 811,742.03	US$ 101,590,770.30
B. Required Amount	US$ 20,029,094.02	US$ 8,649,541.28	US$ 116,110,551.72
C. Available Funds (A – B)	**US$ 0.00**	**US$ 0.00**	**US$ 0.00**

	Series 2018-1 Series Account		
	(1)	(2)	(3)
A. Balance	US$ 12,300,000.00	US$ 0.00	US$ 43,411,764.72
B. Required Amount	US$ 12,300,000.00	US$ 0.00	US$ 43,411,764.72
C. Available Funds (A – B)	**US$ 0.00**	**US$ 0.00**	**US$ 0.00**

(1) Series Senior Interest Subaccount
(2) Series Senior Scheduled Principal Subaccount
(3) Debt Service Reserve Account

Total Excess Amount: R$ 9,627,112.09

Section (C) – Detailed Collections Account Waterfall

Collections Account Waterfall		Amount
Priority	**Description**	
First	Taxation Expenses Transfer Amount	(R$ 625,039.89)
Second	(i) Servicer Fee Transfer Amount	R$ 0.00
	(ii) Bond Administrator Fees Transfer Amount	R$ 0.00
	(iii) Brazilian Collateral Agent Fees Transfer Amount	R$ 0.00
	(iv) Excess Companhia Securitizadora Expenses Transfer Amount	R$ 0.00
Third	(i) to the Revenue Account	(R$ 8,135,682.69)
	(ii) (A) to the Series 2014-2 Special Series Account	(R$ 1,796,457.77)
	(ii) (B) to the Series 2014-2 Special Debt Service Reserve Account	R$ 0.00
	(ii) (C) to the Special Interest Liquidity Reserve Account	R$ 0.00
	(ii) (D) to the Special Interest Trigger Event Reserve Account	R$ 0.00
	(iii) to the holder of the Sponsor Note and/or RJS	R$ 0.00
Fourth	(i) (A), (B), (C) and (D)	R$ 0.00
	(ii) to the holder of the Sponsor Note and to RJS	R$ 0.00
Total Debt		**(R$ 10,557,180.35)**

Section (D) – Detailed Revenue Account Waterfall

Revenue Account Waterfall		Amount
Priority	**Description**	
First	Issuer Expenses Transfer Amount	US$ 0.00
Second	To the Series 2014-1 Senior Interest Subaccount	US$ 0.00
	To the Series 2014-2 Senior Interest Subaccount	US$ 0.00
	To the Series 2014-3 Senior Interest Subaccount	US$ 0.00
	To the Series 2018-1 Senior Interest Subaccount	US$ 0.00
Third	To the Series 2014-1 Senior Scheduled Principal Subaccount	(US$ 1,716,044.02)
	To the Series 2014-2 Senior Scheduled Principal Subaccount	(US$ 484,756.14)
	To the Series 2014-3 Senior Scheduled Principal Subaccount	(US$ 479,288.47)
	To the Series 2018-1 Senior Scheduled Principal Subaccount	US$ 0.00
Fourth	To the Series 2014-1 Debt Service Reserve Account	US$ 0.00
	To the Series 2014-2 Debt Service Reserve Account	US$ 0.00
	To the Series 2014-3 Debt Service Reserve Account	US$ 0.00
	To the Series 2018-1 Debt Service Reserve Account	US$ 0.00
Fifth	(i) To the Liquidity Reserve Account	US$ 0.00
	(ii) To the Special Interest Liquidity Reserve Account	US$ 0.00
Sixth	To the Series 2014-1 Senior Accelerated Principal Subaccount	US$ 0.00
	To the Series 2014-2 Senior Accelerated Principal Subaccount	US$ 0.00
	To the Series 2014-3 Senior Accelerated Principal Subaccount	US$ 0.00
	To the Series 2018-1 Senior Accelerated Principal Subaccount	US$ 0.00
Seventh	To the Series 2014-1 Senior Excess Interest Subaccount	US$ 0.00
	To the Series 2014-2 Senior Excess Interest Subaccount	US$ 0.00
	To the Series 2014-3 Senior Excess Interest Subaccount	US$ 0.00
	To the Series 2018-1 Senior Excess Interest Subaccount	US$ 0.00
Eighth	To the Series 2014-1 Senior Excess Scheduled Principal Subaccount	US$ 0.00
	To the Series 2014-2 Senior Excess Scheduled Principal Subaccount	US$ 0.00
	To the Series 2014-3 Senior Excess Scheduled Principal Subaccount	US$ 0.00
	To the Series 2018-1 Senior Excess Scheduled Principal Subaccount	US$ 0.00
Ninth	To the Series 2014-1 Senior Excess Accelerated Principal Subaccount	US$ 0.00
	To the Series 2014-2 Senior Excess Accelerated Principal Subaccount	US$ 0.00
	To the Series 2014-3 Senior Excess Accelerated Principal Subaccount	US$ 0.00
	To the Series 2018-1 Senior Excess Accelerated Principal Subaccount	US$ 0.00
Tenth	(i) to the Trigger Event Reserve Account	US$ 0.00
	(ii) to the Special Interest Trigger Event Reserve Account	US$ 0.00
Eleventh	Not applicable	US$ 0.00
Twelfth	Not applicable	US$ 0.00
Thirteenth	Not applicable	US$ 0.00
Fourteenth	To the Reserve LC Expenses Subaccount	US$ 0.00
Fifteenth	To the holder of the Sponsor Note and to RJS	US$ 0.00
Total Debt		**(US$ 2,680,088.63)**

Section (E) – Transfer Amounts Details and Supporting Calculations

(i) Series 2014-1 Senior Scheduled Principal Transfer Amount

$$Series\ 2014-1\ Senior\ Scheduled\ Principal\ Transfer\ Amount = (a) - (b)$$

$$Series\ 2014-1\ Senior\ Scheduled\ Principal\ Required\ Amount = (c)\ x \sum (d)$$

$$Pending\ Scheduled\ Principal\ Amount\ for\ the\ Series\ 2014-1\ Notes = (e) + (f) + (g) + (h)$$

$$Scheduled\ Principal\ Amount\ for\ the\ Series\ 2014-1\ Notes = [(i)\ x\ (j)] - (k)$$

(a) Series 2014-1 Senior Scheduled Principal Required Amount
(b) Series 2014-1 Senior Scheduled Principal Subaccount Balance = US$ 2,906,360.48
(c) Series 2014-1 Senior Fraction = 1
(d) Pending Scheduled Principal Amount for the Series 2014-1 Notes
(e) Scheduled Principal Amount for the Series 2014-1 Notes
(f) Any unpaid Scheduled Principal Amount for the Series 2014-1 Notes
(g) Class Sponsor Refund Amount Principal Component for the Series 2014-1 Notes
(h) Class RJS Damages Amount Principal Component for the Series 2014-1 Notes
(i) Class Initial Principal Balance for the Series 2014-1 Notes = US$ 2,000,000,000.00
(j) Decimal equivalent of the fractional percentage for the Series 2014-1 Notes = 0.020
(k) Any prepayment of Principal made as a result of an Early Amortization Period, according to the Section 8.3.(b) of the Indenture

<u>Supporting Calculations</u>:

1) Prepayment of Principal as a result of an Early Amortization Period

$$Scheduled\ Principal\ Reduction =$$

$$\left\{\left[\frac{(US\$\ 2{,}000{,}000{,}000.00\ x\ 0.020)}{US\$\ 1{,}960{,}000{,}000.00}\right] x\ US\$\ 103{,}795{,}555.08\right\} +$$

$$\left\{\left[\frac{(US\$\ 2{,}000{,}000{,}000.00\ x\ 0.020)}{US\$\ 1{,}890{,}000{,}000.00}\right] x\ US\$\ 185{,}884{,}163.13\right\} +$$

$$\left\{\left[\frac{(US\$\ 2{,}000{,}000{,}000.00\ x\ 0.020)}{US\$\ 1{,}860{,}000{,}000.00}\right] x\ US\$\ 129{,}057{,}062.90\right\} +$$

$$\left\{\left[\frac{(US\$\ 2{,}000{,}000{,}000.00\ x\ 0.020)}{US\$\ 1{,}830{,}000{,}000.00}\right] x\ US\$\ 9{,}307{,}195.26\right\}$$

$$Scheduled\ Principal\ Reduction =$$

$$(0.0204081633\ x\ US\$\ 103{,}795{,}555.08) + (0.0211640212\ x\ US\$\ 185{,}884{,}163.13) + (0.0215053763\ x\ US\$\ 129{,}059{,}062.90) + (0.0218579235\ x\ US\$\ 9{,}307{,}195.26) = \boldsymbol{US\$\ 9{,}031{,}189.67}$$

2) Scheduled Principal Amount for the Series 2014-1 Notes

$$Scheduled\ Principal\ Amount = [US\$\ 2{,}000{,}000{,}000.00\ x\ 0.020] - US\$\ 9{,}031{,}189{,}67$$

$$Scheduled\ Principal\ Amount = US\$\ 40{,}000{,}000.00 - US\$\ 9{,}031{,}189.67 = \boldsymbol{US\$\ 30{,}968{,}810.33}$$

3) Pending Scheduled Principal Amount for the Series 2014-1 Notes

$$Pending\ Scheduled\ Principal\ Amount = US\$\ 30{,}968{,}810.33 + US\$\ 0.00 + US\$\ 0.00\ + US\$\ 0.00$$

$$Pending\ Scheduled\ Principal\ Amount = \boldsymbol{US\$\ 30{,}968{,}810.33}$$

Section (E) – Transfer Amounts Details and Supporting Calculations (cont.)

(i) Series 2014-1 Senior Scheduled Principal Transfer Amount (cont.)

4) Series 2014-1 Senior Scheduled Principal Required Amount

$$Senior\ Scheduled\ Principal\ Required\ Amount = 1\ x\ US\$\ 30{,}968{,}810.33$$

$$Senior\ Scheduled\ Principal\ Required\ Amount = \boldsymbol{US\$\ 30{,}968{,}810.33}$$

5) Series 2014-1 Senior Scheduled Principal Transfer Amount *(not pro rata)*

$$Senior\ Scheduled\ Principal\ Transfer\ Amount = US\$\ 30{,}968{,}810.33 - US\$\ 2{,}906{,}360.48$$

$$Senior\ Scheduled\ Principal\ Transfer\ Amount = \boldsymbol{US\$\ 28{,}062{,}449.85}$$

Pro rata calculation:

$$\frac{(a-b)}{[(a-b) + All\ Other\ Series\ Senior\ Scheduled\ Principal\ Required\ Amount]} = \frac{US\$\ 28{,}062{,}449.85}{US\$\ 43{,}827{,}461.11} = 64.029375968\%$$

Section (E) – Transfer Amounts Details and Supporting Calculations (cont.)

(ii) Series 2014-2 Senior Scheduled Principal Transfer Amount

$$Series\ 2014-2\ Senior\ Scheduled\ Principal\ Transfer\ Amount = (a) - (b)$$

$$Series\ 2014-2\ Senior\ Scheduled\ Principal\ Required\ Amount = (c)\ x \sum (d)$$

$$Pending\ Scheduled\ Principal\ Amount\ for\ the\ Series\ 2014-2\ Notes = (e) + (f) + (g) + (h)$$

$$Scheduled\ Principal\ Amount\ for\ the\ Series\ 2014-2\ Notes = [(i)\ x\ (j)] - (k)$$

(a) Series 2014-2 Senior Scheduled Principal Required Amount
(b) Series 2014-2 Senior Scheduled Principal Subaccount Balance = R$ 3,368,248.49
(c) Series 2014-2 Senior Fraction = 1
(d) Pending Scheduled Principal Amount for the Series 2014-2 Notes
(e) Scheduled Principal Amount for the Series 2014-2 Notes
(f) Any unpaid Scheduled Principal Amount for the Series 2014-2 Notes
(g) Class Sponsor Refund Amount Principal Component for the Series 2014-2 Notes
(h) Class RJS Damages Amount Principal Component for the Series 2014-2 Notes
(i) Class Initial Principal Balance for the Series 2014-2 Notes = R$ 2,400,000,000.00
(j) Decimal equivalent of the fractional percentage for the Series 2014-2 Notes = 0.03571
(k) Any prepayment of Principal made as a result of an Early Amortization Period, according to the Section 8.3.(b) of the Indenture

<u>Supporting Calculations</u>:

1) Prepayment of Principal as a result of an Early Amortization Period

$$Scheduled\ Principal\ Reduction =$$

$$\left\{\left[\frac{(R\$\ 2{,}400{,}000{,}000.00 - R\$\ 960{,}000{,}000.00)x\ 0.03571}{R\$\ 1{,}182{,}888{,}000.00}\right] x\ R\$\ 146{,}266{,}499.10\right\} +$$

$$\left\{\left[\frac{(R\$\ 2{,}400{,}000{,}000.00 - R\$\ 960{,}000{,}000.00)\ x\ 0.03571}{R\$\ 1{,}028{,}620{,}800.00}\right] x\ R\$\ 135{,}754{,}367.55\right\} +$$

$$\left\{\left[\frac{(R\$\ 2{,}400{,}000{,}000.00 - R\$\ 960{,}000{,}000.00)\ x\ 0.03571}{R\$\ 977{,}198{,}400.00}\right] x\ R\$\ 95{,}729{,}872.61\right\} +$$

$$\left\{\left[\frac{(R\$\ 2{,}400{,}000{,}000.00 - R\$\ 960{,}000{,}000.00)\ x\ 0.03571}{R\$\ 925{,}776{,}000.00}\right] x\ R\$\ 8{,}895{,}659.18\right\}$$

$$Scheduled\ Principal\ Reduction =$$

$$(0.0434719094\ x\ R\$\ 146{,}266{,}499.10) + (0.0499916004\ x\ R\$\ 135{,}754{,}367.55) + (0.0526222720\ x\ R\$\ 95{,}729{,}872.61)$$

$$+ (0.0555451859\ x\ R\$\ 8{,}895{,}659.18) = \boldsymbol{R\$\ 18{,}676{,}696.53}$$

2) Scheduled Principal Amount for the Series 2014-2 Notes

$$Scheduled\ Principal\ Amount = [(R\$\ 2{,}400{,}000{,}000.00 - R\$\ 960{,}000{,}000.00)\ x\ 0.03571] - R\$\ 18{,}676{,}696.53$$

$$Scheduled\ Principal\ Amount = R\$\ 51{,}422{,}400.00 - R\$\ 18{,}676{,}696.53 = \boldsymbol{R\$\ 32{,}745{,}703.47}$$

3) Pending Scheduled Principal Amount for the Series 2014-2 Notes

$$Pending\ Scheduled\ Principal\ Amount = R\$\ 32{,}745{,}703.47 + R\$\ 0.00 + R\$\ 0.00\ + R\$\ 0.00$$

$$Pending\ Scheduled\ Principal\ Amount = \boldsymbol{R\$\ 32{,}745{,}703.47}$$

Section (E) – Transfer Amounts Details and Supporting Calculations (cont.)

(ii) Series 2014-2 Senior Scheduled Principal Transfer Amount (cont.)

4) Series 2014-2 Senior Scheduled Principal Required Amount

$$Senior\ Scheduled\ Principal\ Required\ Amount = 1\ x\ R\$\ 32{,}745{,}703.47$$

$$Senior\ Scheduled\ Principal\ Required\ Amount = \boldsymbol{R\$\ 32{,}745{,}703.47}$$

5) Series 2014-2 Senior Scheduled Principal Transfer Amount *(not pro rata)*

$$Senior\ Scheduled\ Principal\ Transfer\ Amount = R\$\ 32{,}745{,}703.47 - R\$\ 3{,}368{,}248.49$$

$$Senior\ Scheduled\ Principal\ Transfer\ Amount = \boldsymbol{R\$\ 29{,}377{,}454.98}\ (\boldsymbol{US\$\ 7{,}927{,}212.01})$$

Pro rata calculation:

$$\frac{(a-b)}{[(a-b) + All\ Other\ Series\ Senior\ Scheduled\ Principal\ Required\ Amount]} = \frac{US\$\ 7{,}927{,}212.01}{US\$\ 43{,}827{,}461.11} = 18.087317420\%$$

Section (E) – Transfer Amounts Details and Supporting Calculations (cont.)

(iii) Series 2014-3 Senior Scheduled Principal Transfer Amount

$$Series\ 2014-3\ Senior\ Scheduled\ Principal\ Transfer\ Amount = (a) - (b)$$

$$Series\ 2014-3\ Senior\ Scheduled\ Principal\ Required\ Amount = (c)\ x \sum (d)$$

$$Pending\ Scheduled\ Principal\ Amount\ for\ the\ Series\ 2014-3\ Notes = (e) + (f) + (g) + (h)$$

$$Scheduled\ Principal\ Amount\ for\ the\ Series\ 2014-3\ Notes = [(i)\ x\ (j)] - (k)$$

(a) Series 2014-3 Senior Scheduled Principal Required Amount
(b) Series 2014-3 Senior Scheduled Principal Subaccount Balance = US$ 811,742.03
(c) Series 2014-3 Senior Fraction = 1
(d) Pending Scheduled Principal Amount for the Series 2014-3 Notes
(e) Scheduled Principal Amount for the Series 2014-3 Notes
(f) Any unpaid Scheduled Principal Amount for the Series 2014-3 Notes
(g) Class Sponsor Refund Amount Principal Component for the Series 2014-3 Notes
(h) Class RJS Damages Amount Principal Component for the Series 2014-3 Notes
(i) Class Initial Principal Balance for the Series 2014-3 Notes = US$ 1,100,000,000.00
(j) Decimal equivalent of the fractional percentage for the Series 2014-3 Notes = 0.010
(k) Any prepayment of Principal made as a result of an Early Amortization Period, according to the Section 8.3.(b) of the Indenture

<u>Supporting Calculations</u>:

1) Prepayment of Principal as a result of an Early Amortization Period

$$Scheduled\ Principal\ Reduction =$$

$$\left\{\left[\frac{(US\$\ 1{,}100{,}000{,}000.00\ x\ 0.010)}{US\$\ 1{,}100{,}000{,}000.00}\right] x\ US\$\ 163{,}811{,}783.37\right\} +$$

$$\left\{\left[\frac{(US\$\ 1{,}100{,}000{,}000.00\ x\ 0.010)}{US\$\ 1{,}094{,}500{,}000.00}\right] x\ US\$\ 65{,}835{,}487.61\right\} +$$

$$\left\{\left[\frac{(US\$\ 1{,}100{,}000{,}000.00\ x\ 0.010)}{US\$\ 1{,}089{,}000{,}000.00}\right] x\ US\$\ 5{,}017{,}091.90\right\}$$

$$Scheduled\ Principal\ Reduction =$$

$$(0.010\ x\ US\$\ 163{,}811{,}783.37) + (0.0100502513\ x\ US\$\ 65{,}835{,}487.61) + (0.0101010101\ x\ US\$\ 5{,}017{,}091.90)$$

$$= \boldsymbol{US\$\ 2{,}350{,}458.72}$$

2) Scheduled Principal Amount for the Series 2014-3 Notes

$$Scheduled\ Principal\ Amount = [US\$\ 1{,}100{,}000{,}000.00\ x\ 0.010] - US\$\ 2{,}350{,}458.72$$

$$Scheduled\ Principal\ Amount = US\$\ 11{,}000{,}000.00 - US\$\ 2{,}350{,}458.72 = \boldsymbol{US\$\ 8{,}649{,}541.28}$$

3) Pending Scheduled Principal Amount for the Series 2014-3 Notes

$$Pending\ Scheduled\ Principal\ Amount = US\$\ 8{,}649{,}541.28 + US\$\ 0.00 + US\$\ 0.00\ + US\$\ 0.00$$

$$Pending\ Scheduled\ Principal\ Amount = \boldsymbol{US\$\ 8{,}649{,}541.28}$$

Section (E) – Transfer Amounts Details and Supporting Calculations (cont.)

(iii) Series 2014-3 Senior Scheduled Principal Transfer Amount (cont.)

4) Series 2014-3 Senior Scheduled Principal Required Amount

$$Senior\ Scheduled\ Principal\ Required\ Amount = 1\ x\ US\$\ 8{,}659{,}241.49$$

$$Senior\ Scheduled\ Principal\ Required\ Amount = \boldsymbol{US\$\ 8{,}659{,}241.49}$$

5) Series 2014-3 Senior Scheduled Principal Transfer Amount *(not pro rata)*

$$Senior\ Scheduled\ Principal\ Transfer\ Amount = US\$\ 8{,}659{,}241.49 - US\$\ 811{,}742.03$$

$$Senior\ Scheduled\ Principal\ Transfer\ Amount = \boldsymbol{US\$\ 7{,}837{,}799.25}$$

Pro rata calculation:

$$\frac{(a-b)}{[(a-b) + All\ Other\ Series\ Senior\ Scheduled\ Principal\ Required\ Amount]} = \frac{US\$\ 8{,}649{,}541.28}{US\$\ 43{,}827{,}461.11} = 17.883306612\%$$

Section (E) – Transfer Amounts Details and Supporting Calculations (cont.)

Total Series Senior Scheduled Principal Transfer Amount

Transaction Accounts Waterfall	Amount
Net Amount transferred to Collections Account	R$ 10,557,180.35
Taxation Expenses Transfer Amount	(R$ 625,039.89)
Remaining Amounts	**R$ 9,932,140.46**

(1) For the Series 2014-1 Senior Scheduled Principal Transfer Amount

$$Remaining\ Amounts\ x\ Series\ 2014-1\ Pro\ rata\ calculation$$

$$R\$\ 9{,}932{,}140.46\ x\ 64.029375968\% = \boldsymbol{R\$\ 6{,}359{,}487.56\ (US\$\ 1{,}716{,}044.02)}$$

(2) For the Series 2014-2 Senior Scheduled Principal Transfer Amount

$$Remaining\ Amounts\ x\ Series\ 2014-2\ Pro\ rata\ calculation$$

$$R\$\ 9{,}932{,}140.46\ x\ 18.087317420\% = \boldsymbol{R\$\ 1{,}796{,}457.77\ (US\$\ 484{,}756.14)}$$

(3) For the Series 2014-3 Senior Scheduled Principal Transfer Amount

$$Remaining\ Amounts\ x\ Series\ 2014-3\ Pro\ rata\ calculation$$

$$R\$\ 9{,}932{,}140.46\ x\ 17.883306612\% = \boldsymbol{R\$\ 1{,}776{,}195.13\ (US\$\ 479{,}288.47)}$$

Section (E) – Transfer Amounts Details and Supporting Calculations (cont.)

(iv) Taxation Expenses Transfer Amount

1) All funds transferred from Brazil to the Issuer abroad and/or from the Issuer abroad to Brazil are subject to IOF (*Imposto sobre Operações de Crédito, Câmbio e Seguros ou relativos a Títulos ou Valores Mobiliário*) at the rate of 0.38%;

2) All funds transferred from Brazil to the Issuer abroad are subject to IRRF (*Imposto de Renda Retido na Fonte*) at the rate of 15.00%, for the amounts other than related to a portion of Principal Payments that does not represent capital gain as a consequence of exchange rate movement, to fund the Debt Service Reserve Account, to fund the Liquidity Reserve Account and to fund the Trigger Event Reserve Account;

3) All funds drawn from the Debt Service Reserve Account, from the Liquidity Reserve Account and from the Trigger Event Reserve Account outside Brazil to be used for Interest Payment and for the portion of Principal Payment that represents capital gain as a consequence of exchange rate movement are subject to IRRF (*Imposto de Renda Retido na Fonte*) at the rate of 15,00%.

<u>Supporting Calculations</u>:

1) IOF

$$IOF = Amount\ Wired\ Offshore\ x\ 0.38\%$$

$$IOF = US\$\ 2{,}195{,}332.49\ x\ 0.38\% = \boldsymbol{US\$\ 8{,}342.26\ (R\$\ 30{,}915.59)}$$

2) IRRF

i. Over the funds transferred to the Issuer outside Brazil

(a) Portion of Principal Payments that does not represent capital gain

<u>For the Series 2014-1</u>:

Principal Amortization: US$ 1,716,044.03
FX Rate (as of 07/17/2018): R$ 3.7059
Acquisition Cost (as of 06/20/2014): R$ 4,148,415,853.35
Initial Principal Amount: US$ 2,000,000,000.00

$$Portion\ of\ Principal\ Payments = \frac{\left[Acquisition\ Cost\ x\left(\frac{Principal\ Payment}{Initial\ Principal\ Amount}\right)\right]}{FX\ Rate}$$

$$Portion\ of\ Principal\ Payments = \frac{\left[R\$\ 4{,}148{,}415{,}853.35\ x\left(\frac{US\$\ 1{,}716{,}044.03}{US\$\ 2{,}000{,}000{,}000.00}\right)\right]}{R\$\ 3.7059} = \boldsymbol{US\$\ 960{,}477.11}$$

Section (E) – Transfer Amounts Details and Supporting Calculations (cont.)

(iv) Taxation Expenses Transfer Amount (cont.)

<u>For the Series 2014-3</u>:

Principal Amortization: US$ 479,288.47
FX Rate (as of 07/17/2018): R$ 3.7059
Acquisition Cost (as of 06/20/2014): R$ 2,775,991,813.41
Initial Principal Amount: US$ 1,100,000,000.00

$$Portion\ of\ Principal\ Payments = \frac{\left[Acquisition\ Cost\ x\left(\frac{Principal\ Payment}{Initial\ Principal\ Amount}\right)\right]}{FX\ Rate}$$

$$Portion\ of\ Principal\ Payments = \frac{\left[R\$\ 2{,}775{,}991{,}813.41\ x\left(\frac{US\$\ 584{,}052.55)}{US\$\ 1{,}100{,}000{,}000.00}\right)\right]}{R\$\ 3.7059} = \boldsymbol{US\$\ 326{,}383.94}$$

$$Total\ Portion\ of\ Principal\ Payments = US\$\ 960{,}477.11 + US\$\ 326{,}383.94 = \boldsymbol{US\$\ 1{,}286{,}861.05}$$

(b) Deductions

$$Deductions = Portion\ of\ Principal\ Payments + Debt\ Service\ Reserve\ Account + Liquidity\ Reserve\ Account + Trigger\ Event\ Reserve\ Account$$

$$Deductions = US\$\ 1{,}286{,}861.05 + US\$\ 0.00 + US\$\ 0.00 + US\$\ 0.00\ = \boldsymbol{US\$\ 1{,}286{,}861.05}$$

(c) Amount subject to Tax

$$Amount\ subject\ to\ Tax = Amount\ Wired\ Offshore - Deductions$$

$$Amount\ subject\ to\ Tax = US\$\ 2{,}195{,}332.49 - US\$\ 1{,}286{,}861.05 = \boldsymbol{US\$\ 908{,}471.45}$$

(d) IRRF

$$IRRF = \left[\frac{(a)}{(1-0.15)}\right] - (a)$$

$$IRRF = \left[\frac{US\$\ 908{,}471.45}{(0.85)}\right] - US\$\ 908{,}471.45 = \boldsymbol{US\$\ 160{,}318.49\ (R\$\ 594{,}124.29)}$$

Total Taxation Expenses

$$US\$\ 8{,}342.26 + US\$\ 160{,}318.49 = \boldsymbol{US\$\ 168{,}660.75\ (R\$\ 625{,}039.89)}$$

Section (F) – Transaction Accounts Balance

Collections Account		Amount
Date	Description	
10/17/18	Balance	R$ 0.00
10/26/18	Assigned Oil Revenues and Assigned Oil Revenue Rights	R$ 930,068.26
10/26/18	From the Series 2014-2 Special Debt Service Reserve Account	R$ 9,627,112.09
10/26/18	Taxation Expenses Transfer Amount	(R$ 625,039.89)
10/26/18	To the Series 2014-1 Senior Scheduled Principal Subaccount	(R$ 6,359,487.56)
10/26/18	To the Series 2014-2 Senior Scheduled Principal Subaccount	(R$ 1,796,457.77)
10/26/18	To the Series 2014-3 Senior Scheduled Principal Subaccount	(R$ 1,776,195.13)
Final Balance as of the close of business of October 26, 2018		**R$ 0.00**

Series 2014-2 Special Series Account		Amount
Date	Description	
10/17/18	Balance	R$ 22,419,981.68
10/26/18	Eligible Investments	R$ 295,130.17
10/26/18	Series 2014-2 Senior Scheduled Principal Subaccount	R$ 1,796,457.77
Final Balance as of the close of business of October 26, 2018		**R$ 24,511,569.62**

Series 2014-2 Special Debt Service Reserve Account		Amount
Date	Description	
10/17/18	Balance	R$ 165,182,272.02
10/26/18	Eligible Investments	R$ 1,957,729.09
10/26/18	To the Collections Account	(R$ 9,627,112.09)
Final Balance as of the close of business of October 26, 2018		**R$ 157,512,889.02**

Special Interest Liquidity Reserve Account		Amount
Date	Description	
10/17/18	Balance	R$ 0.00
Final Balance as of the close of business of October 26, 2018		**R$ 0.00**

Special Interest Trigger Event Reserve Account		Amount
Date	Description	
10/17/18	Balance	R$ 0.00
Final Balance as of the close of business of October 26, 2018		**R$ 0.00**

Section (G) – Other Information

Events	Y / N
Has any Event of Default occurred or continued as of the close of business for the Indenture Trustee on the related Allocation Date?	No
Has any Trigger Event occurred or continued as of the close of business for the Indenture Trustee on the related Allocation Date?	No
Has any Bond Administrator Replacement Event occurred or continued as of the close of business for the Indenture Trustee on the related Allocation Date?	No
Has any Servicer Replacement Event occurred or continued as of the close of business for the Indenture Trustee on the related Allocation Date?	No
Has any Event of Default been declared as of the close of business for the Indenture Trustee on the related Allocation Date?	No
Has any Early Amortization Period been declared as of the close of business for the Indenture Trustee on the related Allocation Date?	No
Has there been the occurrence of conditions which give rise to any Sponsor Refund Obligations or any RJS Damages as of the close of business for the Indenture Trustee on the related Allocation Date?	No

Section (H) – Transfer Instructions

Transaction: Funds to the Senior Scheduled Principal Subaccount			Amount
Type	Account	Name	
Debt	11249600	Revenue Account	(US$ 2,195,332.49)
Credit	11250200	Series 2014-1 Series Account	US$ 1,716,044.02
Credit	11348400	Series 2014-3 Series Account	US$ 479,288.47

November 20, 2018

TRANSFER REPORT

This Transfer Report has been prepared by Banco do Brasil S.A., for its role as Bond Administrator in connection with the issuance of (a) US$ 2,000,000,000 aggregate principal amount of 6.25% Series 2014-1 Notes due 2024 (the "Series 2014-1 Notes"); (b) R$ 2,400,000,000 aggregate principal amount of 16.25% Series 2014-2 Notes due 2022 (the "Series 2014-2 Notes"), (c) US$ 1,100,000,000 aggregate principal amount of 6.75% Series 2014-3 Notes due 2027 (the "Series 2014-3 Notes"); and (d) US$ 600,000,000 aggregate principal amount of 8.20% Series 2018-1 Notes due 2028 by Rio Oil Finance Trust and in accordance with the terms set forth in the Amended and Restated Indenture dated as of June 20, 2014, and as amended and restated as of April 03, 2018 (the "Indenture"), in the Amended and Restated Series 2014-1 Indenture Supplement and the Amended and Restated Series 2014-2 Indenture Supplement, dated as of June 20, 2014, and as amended and restated as of March 07, 2018, in the Amended and Restated Series 2014-3 Indenture Supplement dated as of November 21, 2014, and as amended and restated as of March 07, 2018, and in the Series 2018-1 Indenture Supplement dated as of April 19, 2018 (the "Indenture Supplements").

Some of the terms set forth in the Indenture and in the Indenture Supplements were amended by that certain Waiver and Amendment Agreement dated as of October 20, 2015 (the "First Waiver and Amendment Agreement"), by that certain Waiver and Amendment Agreement dated as of June 20, 2016 (the "Second Waiver and Amendment Agreement"), by that certain Waiver and Amendment Agreement dated as of October 11, 2016 (the "Third Waiver and Amendment Agreement"), by that certain Rescission and Amendment Agreement dated as of December 05, 2016 (the "Fourth Rescission and Amendment Agreement"), by that certain Rescission and Amendment Agreement dated as of December 04, 2017 (the "Fifth Rescission and Amendment Agreement"), and by that certain Waiver, Rescission and Amendment Agreement dated as of March 07, 2018 (the "Sixth Waiver, Rescission and Amendment Agreement''), and are fully reflected in all calculations of this Transfer Report.

The duties and obligations of Banco do Brasil S.A. is determined solely by the express provisions of the Indenture and the other Transactions Documents which it is a part, such as the responsibility for making all the calculations and determinations including, but not limited to, Transfer Amounts. Banco do Brasil S.A. shall not be liable except for the performance of such duties and obligations.

Banco do Brasil S.A. may conclusively rely as to the truth of the statements and the correctness of the opinions expressed in any Transaction Document and upon any statements, certificates or opinions furnished in writing to Banco do Brasil S.A. pursuant to any of the Transaction Documents and conforming to the requirements of the Transaction Documents. Banco do Brasil S.A. may conclusively rely upon, and shall be protected in acting or refraining from acting upon, and shall not be bound to make any investigation into the facts or matters stated in a written resolution, certificate, statement, instrument, opinion, report, notice, request, consent, order, note, Officer's Certificate, guaranty or other paper or document reasonably believed by it to be genuine and to have been signed or presented by the proper Person(s).

This Transfer Report is addressed exclusively to Citibank N.A. (the Indenture Trustee) to be used as Transfer Instructions of the Revenue Account Waterfall in each Transfer Date.

For the effects of this Transfer Report, the Reais Allocation Date is November 13, 2018, the Reais Transfer Date is November 14, 2018, the Allocation Date is November 16, 2018 and the Transfer Date is November 19, 2018.

The exchange rate for dollar/reais conversion used in this Transfer Report is R$ 3.797.

Table of Contents

Section (A) – Collections Revenue and Expenses Breakdowns 4

Section (B) – Detailed Excess Amounts in the Transaction Accounts 5

Section (C) – Detailed Collections Account Waterfall 6

Section (D) – Detailed Revenue Account Waterfall 7

Section (E) – Transfer Amounts Details and Supporting Calculations 8

(i) Excess Companhia Securitizadora Expenses Transfer Amount 8
(ii) Series 2014-1 Senior Scheduled Principal Transfer Amount 12
(iii) Series 2014-2 Senior Scheduled Principal Transfer Amount 14
(iv) Series 2014-3 Senior Scheduled Principal Transfer Amount 16
(v) Liquidity Reserve Account Transfer Amount 18
(vi) Special Interest Liquidity Reserve Account Transfer Amount 20
(vii) Taxation Expenses Transfer Amount 21

Section (F) – Transaction Accounts Balance 23

Section (G) – Other Information 25

Section (H) – Transfer Instructions 26

Appendix 1 – Series 2014-1 Debt Service Reserve Account Transfer Amount 27

Appendix 2 – Series 2014-2 Debt Service Reserve Account Transfer Amount 29

Appendix 3 – Series 2014-3 Debt Service Reserve Account Transfer Amount 31

Appendix 4 – Series 2018-1 Debt Service Reserve Account Transfer Amount 33

Appendix 5 – Class Interest Amount for the Series 2014-1 Notes 35

Appendix 6 – Class Interest Amount for the Series 2014-2 Notes 41

Appendix 7 – Class Interest Amount for the Series 2014-3 Notes 47

Appendix 8 – Class Interest Amount for the Series 2018-1 Notes 53

Defined Terms

"Allocation Date" shall mean, with respect to any Transfer Date, the Business Day which is immediately prior to such Transfer Date.

"Officer's Certificate" shall mean, in the case any of the Issuer and the Sponsor and the Indenture Trustee, a certificate signed by an Authorized Officer or the president or chairman (or other equivalent officer) of such Person or acting on behalf of such Person.

"Person" shall mean any individual, corporation, company, partnership, joint venture, trust, estate, unincorporated association, Governmental Authority or other entity of whatever nature.

"Reais Allocation Date" shall mean, with respect of any Reais Transfer Date, the Business Day which is immediately prior to such Reais Transfer Date.

"Reais Transfer Date" shall mean each Business Day of each calendar month following a Business Day when, as of the Balance Transfer Time for the Bond Administrator, there are available funds in the Collections Account for allocation in accordance with the Indenture.

"Transaction Documents" shall mean, collectively, the Indenture, the Series 2014-1 Notes, the Series 2014-2 Notes, the Series 2014-1 Indenture Supplement, the Series 2014-2 Indenture Supplement, the Bill of Sale, the Royalties Rights Agreement, the Servicing Agreement, the Pledge Agreement, the Trust Agreement, the Initial Oil Revenue and Rights Bill of Sale, the Banco do Brasil Oil Revenue and Rights Bill of Sale, the Caixa Oil Revenue and Rights Bill of Sale, the Instruments and any Indenture Supplements with respect to future Series of Instruments, and any purchase agreement related to the Instruments.

"Transfer Amount" shall mean, as of any Transfer Date, any of the Issuer Expenses Transfer Amount, the Taxation Expenses Transfer Amount, the Servicer Fee Transfer Amount, the Reserve LC Expenses Transfer Amount, any Debt Service Reserve Account Transfer Amount, any Series Senior Interest Transfer Amount for any Series of Securities, any Series Senior Scheduled Principal Transfer Amount for any Series of Securities, any Series Senior Excess Scheduled Principal Transfer Amount for any Series of Securities, any Series Senior Accelerated Principal Transfer Amount for any Series of Securities, any Series Senior Excess Accelerated Principal Transfer amount for any Series of Securities, any Series Subordinated Interest Transfer Amount for any Series of Securities, any Series Subordinated Scheduled Principal Transfer Amount for any Series of Securities, and/or any Series Subordinated Accelerated Principal Transfer Amount for any Series of Securities, each as of such Transfer Date.

"Transfer Date" shall mean each Business Day of each calendar month when there are available funds in the Revenue Account for distribution in accordance with the Revenue Account Waterfall.

"Transfer Instructions" shall have the meaning set forth in Section 4.10(b) of the Indenture, as follow *"On any Reais Transfer Date, prior to transferring any amounts, the Bond Administrator shall (i) first calculate the allocation of funds assuming that (A) the full amount of funds available for transfer on such Reais Transfer Date are allocated for transfer in accordance with the Collections Account Waterfall and (B) the full amount of funds available for transfer on such Transfer Date are allocated for transfer on such Transfer Date in accordance with the Revenue Account Waterfall and the Bond Administrator shall reduce such calculations to written transfer instructions for such Reais Transfer Date, the related Transfer Date or a related Payment Date.*"

Section (A) – Collections Revenue and Expense Breakdowns

The tables below show the total Collections and any other amounts received by the Servicer on such Reais Allocation Date, with respect to the Collateral of the transaction.

RJS Oil Revenues and RJS Oil Revenue Rights	Amount
Royalties – up to 5% (Law Nº 7,990 of December 28, 1989)	R$ 235,943,881.82
Royalties – more than 5% (Law Nº 9,478 of August 6, 1997)	R$ 173,675,389.75
Special Participations (Law Nº 9,478 of August 6, 1997)	R$ 1,834,778,045.61
FEP (Special Petroleum Fund) – Law Nº 7,990 and Law Nº 9,478	R$ 0.00
Total amount transfered to RJS Oil Revenues Dedicated Account	**R$ 2,244,397,317.18**

Statutory Oil Revenue Allocations by RJS	Amount
PASEP (Program for the Formation of Assets of Public Servants)	(R$ 22,443,973.15)
FECAM (State Fund for Environmental Conservation and Urban Development) [1]	R$ 0.00
Municipalities within RJS	(R$ 58,396,110.75)
Brazilian Federal Government (Assignment Agreement of October 29, 1999)	R$ 0.00
Conta B (State Decree Nº 43,783 of September 12, 2012)	R$ 0.00
Total RJS Oil Revenue Allocations	**(R$ 80,840,083.90)**

Assigned Oil Revenues and Assigned Oil Revenue Rights	Amount
RJS Oil Revenues and RJS Oil Revenue Rights	R$ 2,244,397,317.18
RJS Oil Revenue Allocations	(R$ 80,840,083.90)
Net amount transferred to Collections Account	**R$ 2,163,557,233.28**

1) According to the Amendment to the State of Rio de Janeiro Constitution Nº 70 of December 12, 2017 and the State Law Nº 178 of December 20, 2017 (the "FECAM Subordination Legislation"), amounts related to FECAM Allocation are not deducted from Royalties and Special Participations, but instead are allocated according to priority fifteenth of the Revenue Account Waterfall (Section 4.3.(o) of the Indenture).

Section (B) – Detailed Excess Amounts in the Transaction Accounts

The tables below show the detailed calculations for the excess amounts in Transaction Accounts, as of October 24, 2018:

(i) For each of the Series Account

According to Section 4.3 of the Indenture: "To the extent that any Transfer Amount for such Transfer Date is a negative number, the related transfer described in the Revenue Account Waterfall will instead require a transfer of such Transfer Amount from the related Transaction Account to the Revenue Account."

	Series 2014-1 Series Account		
	(1)	(2)	(3)
A. Balance	US$ 30,078,457.04	US$ 4,622,404.50	US$ 216,724,744.37
B. Required Amount	US$ 30,078,457.04	US$ 26,346,405.83	US$ 190,437,241.73
C. Available Funds (A – B)	**US$ 0.00**	**US$ 0.00**	**US$ 26,287,502.64***

	Series 2014-2 Series Account		
	(1)	(2)	(3)
A. Balance	R$ 19,346,863.36	R$ 5,207,861.91	R$ 157,942,482.93
B. Required Amount	R$ 19,346,863.36	R$ 32,745,703.47	R$ 121,709,879.66
C. Available Funds (A – B)	**R$ 0.00**	**R$ 0.00**	**R$ 36,232,603.27***

	Series 2014-3 Series Account		
	(1)	(2)	(3)
A. Balance	US$ 20,029,094.02	US$ 1,291,030.50	US$ 101,590,770.30
B. Required Amount	US$ 20,029,094.02	US$ 8,649,541.28	US$ 92,468,946.49
C. Available Funds (A – B)	**US$ 0.00**	**US$ 0.00**	**US$ 9,121,823.81***

	Series 2018-1 Series Account		
	(1)	(2)	(3)
A. Balance	US$ 12,300,000.00	US$ 0.00	US$ 43,411,764.72
B. Required Amount	US$ 12,300,000.00	US$ 0.00	US$ 28,941,176.48
C. Available Funds (A – B)	**US$ 0.00**	**US$ 0.00**	**US$ 14,470,588.24***

(1) Series Senior Interest Subaccount
(2) Series Senior Scheduled Principal Subaccount
(3) Debt Service Reserve Account

* Please see Appendix

Section (C) – Detailed Collections Account Waterfall

Collections Account Waterfall		Amount
Priority	**Description**	
First	Taxation Expenses Transfer Amount	(R$ 10,568,515.92)
Second	(i) Servicer Fee Transfer Amount	R$ 0.00
	(ii) Bond Administrator Fees Transfer Amount	R$ 0.00
	(iii) Brazilian Collateral Agent Fees Transfer Amount	R$ 0.00
	(iv) Excess Companhia Securitizadora Expenses Transfer Amount	(R$ 47,084.47)
Third	(i) to the Revenue Account	(R$ 425,385,295.55)
	(ii) (A) to the Series 2014-2 Special Series Account	(R$ 27,537,841.56)
	(ii) (B) to the Series 2014-2 Special Debt Service Reserve Account	R$ 0.00
	(ii) (C) to the Special Interest Liquidity Reserve Account	(R$ 34,856,760.76)
	(ii) (D) to the Special Interest Trigger Event Reserve Account	R$ 0.00
	(iii) to the holder of the Sponsor Note and/or RJS	R$ 0.00
Fourth	(i) (A), (B), (C) and (D)	R$ 0.00
	(ii) to the holder of the Sponsor Note and to RJS	(R$ 1,890,788,374.38)
Total Debt		**(R$ 2,389,183,872.64)**

Section (D) – Detailed Revenue Account Waterfall

Revenue Account Waterfall		Amount
Priority	**Description**	
First	Issuer Expenses Transfer Amount	US$ 0.00
Second	To the Series 2014-1 Senior Interest Subaccount	US$ 0.00
	To the Series 2014-2 Senior Interest Subaccount	US$ 0.00
	To the Series 2014-3 Senior Interest Subaccount	US$ 0.00
	To the Series 2018-1 Senior Interest Subaccount	US$ 0.00
Third	To the Series 2014-1 Senior Scheduled Principal Subaccount	(US$ 26,346,405.83)
	To the Series 2014-2 Senior Scheduled Principal Subaccount	(US$ 7,252,526.09)
	To the Series 2014-3 Senior Scheduled Principal Subaccount	(US$ 7,358,510.78)
	To the Series 2018-1 Senior Scheduled Principal Subaccount	US$ 0.00
Fourth	To the Series 2014-1 Debt Service Reserve Account	US$ 0.00
	To the Series 2014-2 Debt Service Reserve Account	US$ 0.00
	To the Series 2014-3 Debt Service Reserve Account	US$ 0.00
	To the Series 2018-1 Debt Service Reserve Account	US$ 0.00
Fifth	(i) To the Liquidity Reserve Account	(US$ 78,327,028.49)
	(ii) To the Special Interest Liquidity Reserve Account	(US$ 9,180,079.21)
Sixth	To the Series 2014-1 Senior Accelerated Principal Subaccount	US$ 0.00
	To the Series 2014-2 Senior Accelerated Principal Subaccount	US$ 0.00
	To the Series 2014-3 Senior Accelerated Principal Subaccount	US$ 0.00
	To the Series 2018-1 Senior Accelerated Principal Subaccount	US$ 0.00
Seventh	To the Series 2014-1 Senior Excess Interest Subaccount	US$ 0.00
	To the Series 2014-2 Senior Excess Interest Subaccount	US$ 0.00
	To the Series 2014-3 Senior Excess Interest Subaccount	US$ 0.00
	To the Series 2018-1 Senior Excess Interest Subaccount	US$ 0.00
Eighth	To the Series 2014-1 Senior Excess Scheduled Principal Subaccount	US$ 0.00
	To the Series 2014-2 Senior Excess Scheduled Principal Subaccount	US$ 0.00
	To the Series 2014-3 Senior Excess Scheduled Principal Subaccount	US$ 0.00
	To the Series 2018-1 Senior Excess Scheduled Principal Subaccount	US$ 0.00
Ninth	To the Series 2014-1 Senior Excess Accelerated Principal Subaccount	US$ 0.00
	To the Series 2014-2 Senior Excess Accelerated Principal Subaccount	US$ 0.00
	To the Series 2014-3 Senior Excess Accelerated Principal Subaccount	US$ 0.00
	To the Series 2018-1 Senior Excess Accelerated Principal Subaccount	US$ 0.00
Tenth	(i) to the Trigger Event Reserve Account	US$ 0.00
	(ii) to the Special Interest Trigger Event Reserve Account	US$ 0.00
Eleventh	Not applicable	US$ 0.00
Twelfth	Not applicable	US$ 0.00
Thirteenth	Not applicable	US$ 0.00
Fourteenth	To the Reserve LC Expenses Subaccount	US$ 0.00
Fifteenth	To the holder of the Sponsor Note and to RJS	(US$ 497,969,021.43)
Total Debt		**(US$ 626,433,571.83)**

Section (E) – Transfer Amounts Details and Supporting Calculations

(i) Excess Companhia Securitizadora Expenses Transfer Amount

Service Provider	Cetip S.A. – Mercados Organizados
Description	Services related to registration, central securities depository (CSD), trading and settlement of local debentures issued by Companhia Securitizadora
Expense	Custody Fee
Source	www.cetip.com.br – *Comunicados e Documentos – Tabela de Preços*
Total Amount Due	**R$ 8,286.88**

Supporting Calculations:

1) Custody Fee

$$Custody = (Local\ Debenture\ Amount\ x\ Applicable\ Rate) + \ Additional\ Amount$$

$$Custody = (R\$\ 462{,}954{,}189.90\ x\ 0{,}001790\%) + R\$\ 0.00 = \boldsymbol{R\$\ 8{,}286.88}$$

Service Provider	Banco do Brasil S.A.
Description	Services related to receiving payments from the Companhia Securitizadora and then distributing to the holders of local debentures
Expense	Paying Agent Fee
Source	*Contrato de Banco Mandatário*
Total Amount Due	**R$ 6,099.43**

Supporting Calculations:

1) Paying Agent Fee

Fixed monthly fee of R$ 4,900.00, adjusted annually on the anniversary of Closing Date based upon IGP-DI index (*Índice Geral de Preços – Disponibilidade Interna*).

$$Adjusted\ Paying\ Agent\ Fee = Monthly\ Fee\ x\ IGP - DI\ Index$$

$$Adjusted\ Paying\ Agent\ Fee = R\$\ 5{,}713.58^{*}\ x\ 106.753209\% = \boldsymbol{R\$\ 6{,}099.43}$$

* Adjusted Paying Agent Fee as of June/2018

Service Provider	Banco do Brasil S.A.
Description	Services related to holding the collateral on behalf of the holders of local debentures issued by Companhia Securitizadora
Expense	Local Debentures Collateral Agent Fee
Source	*Contrato de Administração de Contas*
Total Amount Due	**R$ 4,039.13**

Section (E) – Transfer Amounts Details and Supporting Calculations (cont.)

(i) Excess Companhia Securitizadora Expenses Transfer Amount (cont.)

Supporting Calculations:

1) Collateral Agent Fee

Fixed monthly fee of R$ 3,000.00 adjusted annually on the anniversary of Closing Date based upon IPCA index (*Índice Nacional de Preços ao Consumidor Amplo*), plus any additional amounts that may be necessary to offset the effect of any withholding taxes.

Taxes: *Imposto de Renda* (IR) – 1,5%, *Contribuição Social sobre o Lucro Líquido* (CSLL) – 1,0%, *Contribuição para o Financiamento da Seguridade Social* (Cofins) – 3,0% and *Programa de Integração Social e Programa de Formação do Patrimônio do Servidor Público* (PIS / Pasep) – 0,65%.

1.a) Collateral Agent Fee Adjustment

$$Adjusted\ Collateral\ Agent\ Fee = Monthly\ Fee\ x\ IPCA\ Index$$

$$Adjusted\ Collateral\ Agent\ Fee = R\$\ 3{,}685.51^{*}\ x\ 102.854890\% = \boldsymbol{R\$\ 3{,}790.73}$$

1.b) Collateral Agent Fee including Taxes

$$Collateral\ Agent\ Fee = \frac{Fixed\ Fee\ (adjusted\ annually)}{(1 - taxes)}$$

$$Collateral\ Agent\ Fee = \frac{R\$\ 3{,}790.73}{(1 - 0{,}0615)} = \boldsymbol{R\$\ 4{,}039.13}$$

* Monthly Fee from 06/20/17 to 06/19/18.

Service Provider	Fundo Único de Previdência Social do Estado do Rio de Janeiro
Description	Headquarter's office rental agreement
Expense	Rental Fee
Source	*Termo de Cessão de Uso de Imóvel*
Total Amount Due	**R$ 748.68**

Supporting Calculations:

1) Rental Fee

Fixed rate monthly fee of R$ 595.00, adjusted annually on the anniversary of the agreement initial date based upon INPC index (*Índice Nacional de Preços ao Consumidor*).

$$Adjusted\ Rental\ Fee = Monthly\ Fee\ x\ INPC\ Index$$

$$Adjusted\ Rental\ Fee = R\$\ 736.23^{*}\ x\ 101.6910\% = \boldsymbol{R\$\ 748.68}$$

* Monthly rental fee as of May/2018

Section (E) – Transfer Amounts Details and Supporting Calculations (cont.)

(i) Excess Companhia Securitizadora Expenses Transfer Amount (cont.)

Service Provider	Rio Petróleo SPE S/A Director's fee
Description	Director's remuneration
Expense	Director's Fee
Source	*Estatuto Social*
Total Amount Due	**R$ 15,925.00**

Supporting Calculations:

1) Director's Fee

Fixed rate monthly fee of R$ 6,500.00 for each Director plus INSS*.

Director		**Director**		**Total**
Fábio Rodrigo Amaral de Assunção		Flávio Câmara Carreiro		
Month	**Amount**	**Month**	**Amount**	
Nov 18	R$ 6,500.00	Nov 18	R$ 6,500.00	R$ 13,000.00
Nov 18 (INSS)	R$ 1,462.50	Nov 18 (INSS)	R$ 1,462.50	R$ 2,925.00
Total	**R$ 7,962.50**	**Total**	**R$ 7,962.50**	**R$ 15,925.00**

* Social Security Tax

Service Provider	BDO RCS Controladoria e Contabilidade Ltda.
Description	Management, tax and accounting services for Companhia Securitizadora
Expense	Companhia Securitizadora Controller Fee
Source	*Invoice No 294*
Total Amount Due	**R$ 9,795.92**

Description	Taxation on Companhia Securitizadora's Revenue
Expense	PIS/COFINS
Source	*Campos Mello Legal Opinion*
Total Amount Due	**R$ 2,678.38**

Supporting Calculations:

1) PIS/COFINS

$$PIS\ /\ COFINS = \left[\frac{Expenses}{(1 - 0{,}0465)}\right] - Expenses$$

Section (E) – Transfer Amounts Details and Supporting Calculations (cont.)

(i) Excess Companhia Securitizadora Expenses Transfer Amount (cont.)

$$PIS\ /\ COFINS = \left[\frac{R\$\ 44{,}895.04}{(1 - 0{,}0465)}\right] - R\$\ 44{,}895.04 = \boldsymbol{R\$\ 2{,}189.43}$$

Total Excess Companhia Securitizadora Expenses

$$R\$\ 8{,}286.88 + R\$\ 6{,}099.43 + R\$\ 4{,}039.13 + R\$\ 748.68 + R\$\ 15{,}925.00 + R\$\ 9{,}795.92 + R\$\ 2{,}189.43 = \boldsymbol{R\$\ 47{,}084.47}$$

Section (E) – Transfer Amounts Details and Supporting Calculations (cont.)

(ii) Series 2014-1 Senior Scheduled Principal Transfer Amount

$$Series\ 2014-1\ Senior\ Scheduled\ Principal\ Transfer\ Amount = (a) - (b)$$

$$Series\ 2014-1\ Senior\ Scheduled\ Principal\ Required\ Amount = (c)\ x \sum (d)$$

$$Pending\ Scheduled\ Principal\ Amount\ for\ the\ Series\ 2014-1\ Notes = (e) + (f) + (g) + (h)$$

$$Scheduled\ Principal\ Amount\ for\ the\ Series\ 2014-1\ Notes = [(i)\ x\ (j)] - (k)$$

(a) Series 2014-1 Senior Scheduled Principal Required Amount
(b) Series 2014-1 Senior Scheduled Principal Subaccount Balance = US$ 4,622,404.50
(c) Series 2014-1 Senior Fraction = 1
(d) Pending Scheduled Principal Amount for the Series 2014-1 Notes
(e) Scheduled Principal Amount for the Series 2014-1 Notes
(f) Any unpaid Scheduled Principal Amount for the Series 2014-1 Notes
(g) Class Sponsor Refund Amount Principal Component for the Series 2014-1 Notes
(h) Class RJS Damages Amount Principal Component for the Series 2014-1 Notes
(i) Class Initial Principal Balance for the Series 2014-1 Notes = US$ 2,000,000,000.00
(j) Decimal equivalent of the fractional percentage for the Series 2014-1 Notes = 0.020
(k) Any prepayment of Principal made as a result of an Early Amortization Period, according to the Section 8.3.(b) of the Indenture

<u>Supporting Calculations</u>:

1) Prepayment of Principal as result of an Early Amortization Period

$$Scheduled\ Principal\ Reduction =$$

$$\left\{\left[\frac{(US\$\ 2{,}000{,}000{,}000.00\ x\ 0.020)}{US\$\ 1{,}960{,}000{,}000.00}\right] x\ US\$\ 103{,}795{,}555.08\right\} +$$

$$\left\{\left[\frac{(US\$\ 2{,}000{,}000{,}000.00\ x\ 0.020)}{US\$\ 1{,}890{,}000{,}000.00}\right] x\ US\$\ 185{,}884{,}163.13\right\} +$$

$$\left\{\left[\frac{(US\$\ 2{,}000{,}000{,}000.00\ x\ 0.020)}{US\$\ 1{,}860{,}000{,}000.00}\right] x\ US\$\ 129{,}057{,}062.90\right\} +$$

$$\left\{\left[\frac{(US\$\ 2{,}000{,}000{,}000.00\ x\ 0.020)}{US\$\ 1{,}830{,}000{,}000.00}\right] x\ US\$\ 9{,}307{,}195.26\right\}$$

$$Scheduled\ Principal\ Reduction =$$

$$(0.0204081633\ x\ US\$\ 103{,}795{,}555.08) + (0.0211640212\ x\ US\$\ 185{,}884{,}163.13) + (0.0215053763\ x\ US\$\ 129{,}059{,}062.90) + (0.0218579235\ x\ US\$\ 9{,}307{,}195.26) = \boldsymbol{US\$\ 9{,}031{,}189.67}$$

2) Scheduled Principal Amount for the Series 2014-1 Notes

$$Scheduled\ Principal\ Amount = [US\$\ 2{,}000{,}000{,}000.00\ x\ 0.020] - US\$\ 9{,}031{,}189{,}67$$

$$Scheduled\ Principal\ Amount = US\$\ 40{,}000{,}000.00 - US\$\ 9{,}031{,}189.67 = \boldsymbol{US\$\ 30{,}968{,}810.33}$$

3) Pending Scheduled Principal Amount for the Series 2014-1 Notes

$$Pending\ Scheduled\ Principal\ Amount = US\$\ 30{,}968{,}810.33 + US\$\ 0.00 + US\$\ 0.00 + US\$\ 0.00$$

$$Pending\ Scheduled\ Principal\ Amount = \boldsymbol{US\$\ 30{,}968{,}810.33}$$

Section (E) – Transfer Amounts Details and Supporting Calculations (cont.)

(ii) Series 2014-1 Senior Scheduled Principal Transfer Amount (cont.)

4) Series 2014-1 Senior Scheduled Principal Required Amount

$$Senior\ Scheduled\ Principal\ Required\ Amount = 1\ x\ US\$\ 30{,}968{,}810.33$$

$$Senior\ Scheduled\ Principal\ Required\ Amount = \boldsymbol{US\$\ 30{,}968{,}810.33}$$

5) Series 2014-1 Senior Scheduled Principal Transfer Amount

$$Senior\ Scheduled\ Principal\ Transfer\ Amount = US\$\ 30{,}968{,}810.33 - US\$\ 4{,}622{,}404.50$$

$$Senior\ Scheduled\ Principal\ Transfer\ Amount = \boldsymbol{US\$\ 26{,}346{,}405.83}$$

Section (E) – Transfer Amounts Details and Supporting Calculations (cont.)

(iii) Series 2014-2 Senior Scheduled Principal Transfer Amount

$$Series\ 2014-2\ Senior\ Scheduled\ Principal\ Transfer\ Amount = (a) - (b)$$

$$Series\ 2014-2\ Senior\ Scheduled\ Principal\ Required\ Amount = (c)\ x \sum (d)$$

$$Pending\ Scheduled\ Principal\ Amount\ for\ the\ Series\ 2014-2\ Notes = (e) + (f) + (g) + (h)$$

$$Scheduled\ Principal\ Amount\ for\ the\ Series\ 2014-2\ Notes = [(i)\ x\ (j)] - (k)$$

(a) Series 2014-2 Senior Scheduled Principal Required Amount
(b) Series 2014-2 Senior Scheduled Principal Subaccount Balance = R$ 5,207,861.91
(c) Series 2014-2 Senior Fraction = 1
(d) Pending Scheduled Principal Amount for the Series 2014-2 Notes
(e) Scheduled Principal Amount for the Series 2014-2 Notes
(f) Any unpaid Scheduled Principal Amount for the Series 2014-2 Notes
(g) Class Sponsor Refund Amount Principal Component for the Series 2014-2 Notes
(h) Class RJS Damages Amount Principal Component for the Series 2014-2 Notes
(i) Class Initial Principal Balance for the Series 2014-2 Notes = R$ 2,400,000,000.00
(j) Decimal equivalent of the fractional percentage for the Series 2014-2 Notes = 0.03571
(k) Any prepayment of Principal made as a result of an Early Amortization Period, according to the Section 8.3.(b) of the Indenture

<u>Supporting Calculations</u>:

1) Prepayment of Principal as result of an Early Amortization Period

$$Scheduled\ Principal\ Reduction =$$

$$\left\{\left[\frac{(R\$\ 2{,}400{,}000{,}000.00 - R\$\ 960{,}000{,}000.00)x\ 0.03571}{R\$\ 1{,}182{,}888{,}000.00}\right] x\ R\$\ 146{,}266{,}499.10\right\} +$$

$$\left\{\left[\frac{(R\$\ 2{,}400{,}000{,}000.00 - R\$\ 960{,}000{,}000.00)\ x\ 0.03571}{R\$\ 1{,}028{,}620{,}800.00}\right] x\ R\$\ 135{,}754{,}367.55\right\} +$$

$$\left\{\left[\frac{(R\$\ 2{,}400{,}000{,}000.00 - R\$\ 960{,}000{,}000.00)\ x\ 0.03571}{R\$\ 977{,}198{,}400.00}\right] x\ R\$\ 95{,}729{,}872.61\right\} +$$

$$\left\{\left[\frac{(R\$\ 2{,}400{,}000{,}000.00 - R\$\ 960{,}000{,}000.00)\ x\ 0.03571}{R\$\ 925{,}776{,}000.00}\right] x\ R\$\ 8{,}895{,}659.18\right\}$$

$$Scheduled\ Principal\ Reduction =$$

$$(0.0434719094\ x\ R\$\ 146{,}266{,}499.10) + (0.0499916004\ x\ R\$\ 135{,}754{,}367.55) + (0.0526222720\ x\ R\$\ 95{,}729{,}872.61)$$

$$+ (0.0555451859\ x\ R\$\ 8{,}895{,}659.18) = \boldsymbol{R\$\ 18{,}676{,}696.53}$$

2) Scheduled Principal Amount for the Series 2014-2 Notes

$$Scheduled\ Principal\ Amount = [(R\$\ 2{,}400{,}000{,}000.00 - R\$\ 960{,}000{,}000.00)\ x\ 0.03571] - R\$\ 18{,}676{,}696.53$$

$$Scheduled\ Principal\ Amount = R\$\ 51{,}422{,}400.00 - R\$\ 18{,}676{,}696.53 = \boldsymbol{R\$\ 32{,}745{,}703.47}$$

3) Pending Scheduled Principal Amount for the Series 2014-2 Notes

$$Pending\ Scheduled\ Principal\ Amount = R\$\ 32{,}745{,}703.47 + R\$\ 0.00 + R\$\ 0.00\ + R\$\ 0.00$$

$$Pending\ Scheduled\ Principal\ Amount = \boldsymbol{R\$\ 32{,}745{,}703.47}$$

Section (E) – Transfer Amounts Details and Supporting Calculations (cont.)

(iii) Series 2014-2 Senior Scheduled Principal Transfer Amount (cont.)

4) Series 2014-2 Senior Scheduled Principal Required Amount

$$Senior\ Scheduled\ Principal\ Required\ Amount = 1\ x\ R\$\ 32{,}745{,}703.47$$

$$Senior\ Scheduled\ Principal\ Required\ Amount = \boldsymbol{R\$\ 32{,}745{,}703.47}$$

5) Series 2014-2 Senior Scheduled Principal Transfer Amount

$$Senior\ Scheduled\ Principal\ Transfer\ Amount = R\$\ 32{,}745{,}703.47 - R\$\ 5{,}207{,}861.91$$

$$Senior\ Scheduled\ Principal\ Transfer\ Amount = \boldsymbol{R\$\ 27{,}537{,}841.56}\ (\boldsymbol{US\$\ 7{,}252{,}526.09})$$

Section (E) – Transfer Amounts Details and Supporting Calculations (cont.)

(iv) Series 2014-3 Senior Scheduled Principal Transfer Amount

$$Series\ 2014-3\ Senior\ Scheduled\ Principal\ Transfer\ Amount = (a) - (b)$$

$$Series\ 2014-3\ Senior\ Scheduled\ Principal\ Required\ Amount = (c)\ x \sum (d)$$

$$Pending\ Scheduled\ Principal\ Amount\ for\ the\ Series\ 2014-3\ Notes = (e) + (f) + (g) + (h)$$

$$Scheduled\ Principal\ Amount\ for\ the\ Series\ 2014-3\ Notes = [(i)\ x\ (j)] - (k)$$

(a) Series 2014-3 Senior Scheduled Principal Required Amount
(b) Series 2014-3 Senior Scheduled Principal Subaccount Balance = US$ 1,291,030.50
(c) Series 2014-3 Senior Fraction = 1
(d) Pending Scheduled Principal Amount for the Series 2014-3 Notes
(e) Scheduled Principal Amount for the Series 2014-3 Notes
(f) Any unpaid Scheduled Principal Amount for the Series 2014-3 Notes
(g) Class Sponsor Refund Amount Principal Component for the Series 2014-3 Notes
(h) Class RJS Damages Amount Principal Component for the Series 2014-3 Notes
(i) Class Initial Principal Balance for the Series 2014-3 Notes = US$ 1,100,000,000.00
(j) Decimal equivalent of the fractional percentage for the Series 2014-3 Notes = 0.010
(k) Any prepayment of Principal made as a result of an Early Amortization Period, according to the Section 8.3.(b) of the Indenture

<u>Supporting Calculations</u>:

1) Prepayment of Principal as result of an Early Amortization Period

$$Scheduled\ Principal\ Reduction =$$

$$\left\{\left[\frac{(US\$\ 1{,}100{,}000{,}000.00\ x\ 0.010)}{US\$\ 1{,}100{,}000{,}000.00}\right] x\ US\$\ 163{,}811{,}783.37\right\} +$$

$$\left\{\left[\frac{(US\$\ 1{,}100{,}000{,}000.00\ x\ 0.010)}{US\$\ 1{,}094{,}500{,}000.00}\right] x\ US\$\ 65{,}835{,}487.61\right\} +$$

$$\left\{\left[\frac{(US\$\ 1{,}100{,}000{,}000.00\ x\ 0.010)}{US\$\ 1{,}089{,}000{,}000.00}\right] x\ US\$\ 5{,}017{,}091.90\right\}$$

$$Scheduled\ Principal\ Reduction =$$

$$(0.010\ x\ US\$\ 163{,}811{,}783.37) + (0.0100502513\ x\ US\$\ 65{,}835{,}487.61) + (0.0101010101\ x\ US\$\ 5{,}017{,}091.90)$$

$$= \boldsymbol{US\$\ 2{,}350{,}458.72}$$

2) Scheduled Principal Amount for the Series 2014-3 Notes

$$Scheduled\ Principal\ Amount = [US\$\ 1{,}100{,}000{,}000.00\ x\ 0.010] - US\$\ 2{,}350{,}458.72$$

$$Scheduled\ Principal\ Amount = US\$\ 11{,}000{,}000.00 - US\$\ 2{,}350{,}458.72 = \boldsymbol{US\$\ 8{,}649{,}541.28}$$

3) Pending Scheduled Principal Amount for the Series 2014-3 Notes

$$Pending\ Scheduled\ Principal\ Amount = US\$\ 8{,}649{,}541.28 + US\$\ 0.00 + US\$\ 0.00\ + US\$\ 0.00$$

$$Pending\ Scheduled\ Principal\ Amount = \boldsymbol{US\$\ 8{,}649{,}541.28}$$

Section (E) – Transfer Amounts Details and Supporting Calculations (cont.)

(iv) Series 2014-3 Senior Scheduled Principal Transfer Amount (cont.)

4) Series 2014-3 Senior Scheduled Principal Required Amount

$$Senior\ Scheduled\ Principal\ Required\ Amount = 1\ x\ US\$\ 8{,}659{,}241.49$$

$$Senior\ Scheduled\ Principal\ Required\ Amount = \boldsymbol{US\$\ 8{,}659{,}241.49}$$

5) Series 2014-3 Senior Scheduled Principal Transfer Amount

$$Senior\ Scheduled\ Principal\ Transfer\ Amount = US\$\ 8{,}659{,}241.49 - US\$\ 1{,}291{,}030.50$$

$$Senior\ Scheduled\ Principal\ Transfer\ Amount = \boldsymbol{US\$\ 7{,}358{,}510.78}$$

Section (E) – Transfer Amounts Details and Supporting Calculations (cont.)

(v) Liquidity Reserve Account Transfer Amount

$$Liquidity\ Reserve\ Account\ Transfer\ Amount = (a) - (b)$$

$$Liquidity\ Reserve\ Account\ Required\ Amount = (c)\ x\ 0{,}666666\ x\ \left\{\left[\sum(d)\right] + \left[\sum(e)\right]\right\}$$

$$Class\ Interest\ Amount\ for\ the\ Series\ of\ Notes\ = (f) + (g) + (h)$$

$$Current\ Interest\ Due\ for\ the\ Serie\ \ of\ Notes = \sum\left[(i)\ x\ \frac{1}{(j)}\ x\ (k)\ x\ (l)\right]$$

(a) Liquidity Reserve Account Required Amount
(b) Liquidity Reserve Account Balance = US$ 0.00
(c) Liquidity Target Factor = 1
(d) Class Interest Amount for the Series 2014-1, Series 2014-3 and Series 2018-1 Notes
(e) Scheduled Principal Amount, for 04/06/2019, for the:
- ✓ Series 2014-1 Notes = US$ 38,711,012.92;
- ✓ Series 2014-3 Notes = US$ 17,299,082.56;
- ✓ Series 2018-1 Notes = US$ 0.00

(f) Current Interest Due for the Series 2014-1, Series 2014-3 and Series 2018-1 Notes
(g) Overdue Interest for the Series 2014-1, Series 2014-3 and Series 2018-1 Notes
(h) Capitalized Interest for the Series 2014-1, Series 2014-3 and Series 2018-1 Notes
(i) Class Interest Rate for the Series 2014-1 Notes = 9.25%, Series 2014-3 Notes = 9.75% and Series 2018-1 = 8.20%
(j) Class Interest Denominator for the Series 2014-1, Series 2014-3 and Series 2018-1 Notes = 360
(k) Class Daycount Model for the Series 2014-1, Series 2014-3 and Series 2018-1 Notes = One
(l) Class Principal Balance, as of April 2019, for the:
- ✓ Series 2014-1 Notes = US$ 1,269,721,223.71;
- ✓ Series 2014-3 Notes = US$ 813,056,880.15;
- ✓ Series 2018-1 Notes = US$ 600,000,000.00

<u>Supporting Calculations</u>:

1) Class Interest Amount

i) for the Series 2014-1 Notes

$$Class\ Interest\ Amount = US\$\ 29{,}362{,}303.30 + US\$\ 0.00 + US\$\ 0.00 = \boldsymbol{US\$\ 29{,}362{,}303.30}$$

ii) for the Series 2014-3 Notes

$$Class\ Interest\ Amount = US\$\ 19{,}818{,}265.45 + US\$\ 0.00 + US\$\ 0.00 = \boldsymbol{US\$\ 19{,}818{,}261.45}$$

iii) for the Series 2014-3 Notes

$$Class\ Interest\ Amount = US\$\ 12{,}300{,}000.00 + US\$\ 0.00 + US\$\ 0.00 = \boldsymbol{US\$\ 12{,}300{,}000.00}$$

Section (E) – Transfer Amounts Details and Supporting Calculations (cont.)

(v) Liquidity Reserve Account Transfer Amount (cont.)

2) Liquidity Reserve Account Required Amount

$$Liquidity\ Reserve\ Account\ Required\ Amount$$
$$= 1\ x\ 0{,}666666\ x\ \{[US\$\ 29{,}362{,}303.30 + US\$\ 19{,}818{,}265.45 + US\$\ 12{,}300.000.00]$$
$$+ [US\$\ 38{,}711{,}012.92 + US\$\ 17{,}299{,}082.56 + US\$\ \ 0.00]\}$$
$$Liquidity\ Reserve\ Account\ Required\ Amount = \boldsymbol{US\$\ 78{,}327{,}028.49}$$

3) Liquidity Reserve Account Transfer Amount

$$Liquidity\ Reserve\ Account\ Transfer\ Amount = US\$\ 78{,}327{,}028.49 - US\$\ 0.00$$
$$Liquidity\ Reserve\ Account\ Transfer\ Amount = \boldsymbol{US\$\ 78{,}327{,}028.49}$$

Section (E) – Transfer Amounts Details and Supporting Calculations (cont.)

(vi) Special Interest Liquidity Reserve Account Transfer Amount

$$Special\ Interest\ Liquidity\ Reserve\ Account\ Transfer\ Amount = (a) - (b)$$

$$Special\ Interest\ Liquidity\ Reserve\ Account\ Required\ Amount = (c)\ x\ 0{,}666666\ x\ \left\{\left[\sum(d)\right] + \left[\sum(e)\right]\right\}$$

$$Class\ Interest\ Amount\ for\ the\ Series\ 2014 - 2\ Notes = (f) + (g) + (h)$$

$$Current\ Interest\ Due\ for\ the\ Series\ 2014 - 2\ Notes = (i)\ x\ \left\{\left[(1 + (j))^{\frac{(k)}{(l)}}\right] - 1\right\}$$

(a) Special Interest Liquidity Reserve Account Required Amount
(b) Special Interest Liquidity Reserve Account Balance = R$ 0.00
(c) Liquidity Target Factor = 1
(d) Class Interest Amount for the Series 2014-2 Notes
(e) Scheduled Principal Amount for the Series 2014-2 Notes = R$ 32,745,703.47
(f) Current Interest Due for the Series 2014-2 Notes
(g) Overdue Interest for the Series 2014-2 Notes
(h) Capitalized Interest for the Series 2014-2 Notes
(i) Class Principal Balance for the Series 2014-2 Notes, as of April 2019 = R$ 589,532,701.20
(j) Class Interest Rate for the Series 2014-2 Notes = 19.25%
(k) Class Daycount Model for the Series 2014-2 Notes = Two
(l) Class Interest Denominator for the Series 2014-2 Notes = 252

<u>Supporting Calculations</u>:

1) Class Interest Amount for the Series 2014-2 Notes

$$Class\ Interest\ Amount = R\$\ 19{,}539{,}489.95 + R\$\ 0.00 + R\$\ 0.00 = \boldsymbol{R\$\ 19{,}539{,}489.95}$$

2) Special Interest Liquidity Reserve Account Required Amount

$$Special\ Interest\ Liquidity\ Reserve\ Account\ Required\ Amount =$$
$$= 1\ x\ 0{,}666666\ x\ \{[R\$\ 19{,}539{,}489.95] + [R\$\ 32{,}745{,}703.47]\}$$

$$Special\ Interest\ Liquidity\ Reserve\ Account\ Required\ Amount = \boldsymbol{R\$\ 34{,}856{,}760.76}$$

3) Special Interest Liquidity Reserve Account Transfer Amount

$$Special\ Interest\ Liquidity\ Reserve\ Account\ Transfer\ Amount = R\$\ 34{,}856{,}760.76 - R\$\ 0.00$$
$$Special\ Interest\ Liquidity\ Reserve\ Account\ Transfer\ Amount = \boldsymbol{R\$\ 34{,}856.760.76}$$

Section (E) – Transfer Amounts Details and Supporting Calculations (cont.)

(vii) Taxation Expenses Transfer Amount

1) All funds transferred from Brazil to the Issuer abroad and/or from the Issuer abroad to Brazil are subject to IOF (*Imposto sobre Operações de Crédito, Câmbio e Seguros ou relativos a Títulos ou Valores Mobiliário*) at the rate of 0.38%;

2) All funds transferred from Brazil to the Issuer abroad are subject to IRRF (*Imposto de Renda Retido na Fonte*) at the rate of 15.00%, for the amounts other than related to a portion of Principal Payments that does not represent capital gain as a consequence of exchange rate movement, to fund the Debt Service Reserve Account, to fund the Liquidity Reserve Account and to fund the Trigger Event Reserve Account;

3) All funds drawn from the Debt Service Reserve Account, from the Liquidity Reserve Account and from the Trigger Event Reserve Account outside Brazil to be used for Interest Payment and for the portion of Principal Payment that represents capital gain as a consequence of exchange rate movement are subject to IRRF (*Imposto de Renda Retido na Fonte*) at the rate of 15,00%.

<u>Supporting Calculations</u>:

1) IOF

$$IOF = Amount\ Wired\ Offshore\ x\ 0.38\%$$

$$IOF = US\$\ 62{,}152{,}030.41\ x\ 0.38\% = \boldsymbol{US\$\ 236{,}177.72\ (R\$\ 896{,}766.79)}$$

2) IRRF

ii. Companhia Securitizadora Expenses not transferred to the Issuer outside Brazil

$$IRRF = \left[\frac{(Expenses\ Amount)}{(1 - 0.15)}\right] - (Expenses\ Amount)$$

$$IRRF = \left[\frac{R\$\ 47{,}084.47}{(0.85)}\right] - R\$\ 47{,}084.47 = \boldsymbol{R\$\ 8{,}309.02\ (US\$\ 2{,}188.31)}$$

ii. Over the funds transferred to the Issuer outside Brazil

(a) Portion of Principal Payments that does not represent capital gain

<u>For the Series 2014-1</u>:

Principal Amortization: US$ 26,346,405.83
FX Rate (as of 11/14/2018): R$ 3.797
Acquisition Cost (as of 06/20/2014): R$ 4,148,415,853.35
Initial Principal Amount: US$ 2,000,000,000.00

$$Portion\ of\ Principal\ Payments = \frac{\left[Acquisition\ Cost\ x\left(\frac{Principal\ Payment}{Initial\ Principal\ Amount}\right)\right]}{FX\ Rate}$$

$$Portion\ of\ Principal\ Payments = \frac{\left[R\$\ 4{,}148{,}415{,}853.35\ x\left(\frac{US\$\ 26{,}346{,}405.83}{US\$\ 2{,}000{,}000{,}000.00}\right)\right]}{R\$\ 3.797} = \boldsymbol{US\$\ 14{,}392{,}395.00}$$

Section (E) – Transfer Amounts Details and Supporting Calculations (cont.)

(vii) Taxation Expenses Transfer Amount (cont.)

For the Series 2014-3:

Principal Amortization: US$ 7,358,510.78
FX Rate (as of 11/14/2018): R$ 3.797
Acquisition Cost (as of 06/20/2014): R$ 2,775,991,813.41
Initial Principal Amount: US$ 1,100,000,000.00

$$Portion\ of\ Principal\ Payments = \frac{\left[Acquisition\ Cost\ x\left(\frac{Principal\ Payment}{Initial\ Principal\ Amount}\right)\right]}{FX\ Rate}$$

$$Portion\ of\ Principal\ Payments = \frac{\left[R\$\ 2{,}775{,}991{,}813.41\ x\left(\frac{US\$\ 7{,}358{,}510.78)}{US\$\ 1{,}100{,}000{,}000.00}\right)\right]}{R\$\ 3.797} = \boldsymbol{US\$\ 4{,}890{,}742.86}$$

$$Total\ Portion\ of\ Principal\ Payments = US\$\ 14{,}392{,}395.00 + US\$\ 4{,}890{,}742.86 = \boldsymbol{US\$\ 19{,}283{,}137.85}$$

(b) Deductions

$$Deductions = Portion\ of\ Principal\ Payments + Debt\ Service\ Reserve\ Account + Liquidity\ Reserve\ Account + Trigger\ Event\ Reserve\ Account$$

$$Deductions = US\$\ 19{,}283{,}137.85 + US\$\ 0.00 + US\$\ 28{,}447{,}113.80 + US\$\ 0.00\ = \boldsymbol{US\$\ 47{,}730{,}251.65}$$

(c) Amount subject to Tax

$$Amount\ subject\ to\ Tax = Amount\ Wired\ Offshore - Deductions$$

$$Amount\ subject\ to\ Tax = US\$\ 62{,}152{,}030.41 - US\$\ 47{,}730{,}251.65 = \boldsymbol{US\$\ 14{,}421{,}778.76}$$

(d) IRRF

$$IRRF = \left[\frac{(a)}{(1-0.15)}\right] - (a)$$

$$IRRF = \left[\frac{US\$\ 14{,}421{,}778.76}{(0.85)}\right] - US\$\ 14{,}421{,}778.76 = \boldsymbol{US\$\ 2{,}545{,}019.78\ (R\$\ 9{,}663{,}440.11)}$$

Total Taxation Expenses

$$US\$\ 236{,}177.72 + US\$\ 2{,}188.31 + US\$\ 2{,}545{,}019.78 = \boldsymbol{US\$\ 2{,}783{,}385.81\ (R\$\ 10{,}568{,}515.92)}$$

Section (F) – Transaction Accounts Balance

Collections Account		Amount
Date	Description	
10/26/18	Balance	R$ 0.00
11/19/18	Assigned Oil Revenues and Assigned Oil Revenue Rights	R$ 2,163,557,233.28
11/19/18	From the Series 2014-1 Special Debt Service Reserve Account	R$ 99,813,647.53
11/19/18	From the Series 2014-2 Special Debt Service Reserve Account	R$ 36,232,603.27
11/19/18	From the Series 2014-3 Special Debt Service Reserve Account	R$ 34,635,565.01
11/19/18	From the Series 2018-1 Special Debt Service Reserve Account	R$ 54,944,823.55
11/19/18	Taxation Expenses Transfer Amount	(R$ 10,568,515.92)
11/19/18	Excess Companhia Securitizadora Expenses Transfer Amount	(R$ 47,084.47)
11/19/18	To the Series 2014-1 Senior Scheduled Principal Subaccount	(R$ 100,037,302.94)
11/19/18	To the Series 2014-2 Senior Scheduled Principal Subaccount	(R$ 27,537,841.56)
11/19/18	To the Series 2014-3 Senior Scheduled Principal Subaccount	(R$ 27,940,265.43)
11/19/18	To the Liquidity Account	(R$ 297,407,727.19)
11/19/18	To the Special Interest Account	(R$ 34,856,760.76)
11/19/18	To the Sponsor Note	(R$ 1,890,788,374.38)
Final Balance as of the close of business of November 19, 2018		**R$ 0.00**

Series 2014-2 Special Series Account		Amount
Date	Description	
10/26/18	Balance	R$ 24,511,569.62
11/19/18	Eligible Investments	R$ 43,155.65
11/19/18	Series 2014-2 Senior Scheduled Principal Subaccount	R$ 27,537,841.56
Final Balance as of the close of business of November 19, 2018		**R$ 52,092,566.83**

Series 2014-2 Special Debt Service Reserve Account		Amount
Date	Description	
10/26/18	Balance	R$ 157,512,889.02
11/19/18	Eligible Investments	R$ 429,593.91
11/19/18	To the Collections Account	(R$ 36,232,603.27)
Final Balance as of the close of business of November 19, 2018		**R$ 121,709,879.66**

Section (F) – Transaction Accounts Balance (cont.)

Special Interest Liquidity Reserve Account		Amount
Date	Description	
10/26/18	Balance	R$ 0.00
11/19/18	Special Interest Liquidity Reserve Account	R$ 36,232,603.27
Final Balance as of the close of business of November 19, 2018		**R$ 36,232,603.27**

Special Interest Trigger Event Reserve Account		Amount
Date	Description	
10/26/18	Balance	R$ 0.00
Final Balance as of the close of business of November 19, 2018		**R$ 0.00**

Section (G) – Other Information

Events	Y / N
Has any Event of Default occurred or continued as of the close of business for the Indenture Trustee on the related Allocation Date?	No
Has any Trigger Event occurred or continued as of the close of business for the Indenture Trustee on the related Allocation Date?	No
Has any Bond Administrator Replacement Event occurred or continued as of the close of business for the Indenture Trustee on the related Allocation Date?	No
Has any Servicer Replacement Event occurred or continued as of the close of business for the Indenture Trustee on the related Allocation Date?	No
Has any Event of Default been declared as of the close of business for the Indenture Trustee on the related Allocation Date?	No
Has any Early Amortization Period been declared as of the close of business for the Indenture Trustee on the related Allocation Date?	No
Has there been the occurrence of conditions which give rise to any Sponsor Refund Obligations or any RJS Damages as of the close of business for the Indenture Trustee on the related Allocation Date?	No

Section (H) – Transfer Instructions

Transaction: Funds to the Revenue Account			Amount
Type	Account	Name	
Debt	11252400	Series 2014-1 Debt Service Reserve Account	(US$ 26,287,502.64)
Debt	11348500	Series 2014-3 Debt Service Reserve Account	(US$ 9,121,823.81)
Debt	12025500	Series 2018-1 Debt Service Reserve Account	(US$ 14,470,588.24)
Credit	11249600	Revenue Account	US$ 49,879,914.69

Transaction: Funds to the Senior Scheduled Principal Subaccount			Amount
Type	Account	Name	
Debt	11249600	Revenue Account	(US$ 33,704,916.61)
Credit	11250200	Series 2014-1 Series Account	US$ 26,346,405.83
Credit	11348400	Series 2014-3 Series Account	US$ 7,358,510.78

Transaction: Funds to the Liquidity Reserve Account			Amount
Type	Account	Name	
Debt	11249600	Revenue Account	(US$ 78,327,028.49)
Credit	11249900	Liquidity Reserve Account	US$ 78,327,028.49

Appendix 1

Series 2014-1 Debt Service Reserve Account Transfer Amount

$$Series\ 2014-1\ Debt\ Service\ Reserve\ Account\ Transfer\ Amount = (b) - (c)$$

$$Series\ 2014-1\ Debt\ Service\ Reserve\ Account\ Required\ Amount = (d) + (e)$$

$$Series\ 2014-1\ Baseline\ Debt\ Service\ Reserve\ Account\ Required\ Amount = (f) + (g)$$

$$Series\ 2014-1\ Additional\ Debt\ Service\ Reserve\ Account\ Required\ Amount = [0.5\ x\ (d)] - [(h)\ x\ (i)]$$

$$Series\ 2014-1\ Liquidity\ Reserve\ Account\ Participation\ Fraction = \frac{(j)}{(k)}$$

(a) Series 2014-1 Debt Service Reserve Account Transfer Amount
(b) Series 2014-1 Debt Service Reserve Account Required Amount
(c) Series 2014-1 Debt Service Reserve Account Balance = US$ 216,724,744.37
(d) Series 2014-1 Baseline Debt Service Reserve Account Required Amount
(e) Series 2014-1 Additional Debt Service Reserve Account Required Amount
(f) Class Interest Amount for the Series 2014-1 Notes for the next two Scheduled Payment Dates
(g) Scheduled Principal Amounts for the Series 2014-1 Notes for the next two Scheduled Payment Dates
(h) Series 2014-1 Liquidity Reserve Account Participating Fraction
(i) Liquidity Reserve Account Balance = US$ 78,327,028.49
(j) Series 2014-1 Class Principal Balance = US$ 1,300,690,034.04
(k) Sum of Class Principal Balance of all Liquidity Reserve Participating Securities

Supporting Calculations:

1) Series 2014-1 Baseline Debt Service Reserve Account Required Amount

Series 2014-1 Debt Service	Amount
January 06, 2019 Class Interest Amount	US$ 30,078,457.04
January 06, 2019 Scheduled Principal Amount	US$ 30,968,810.33
April 06, 2019 Class Interest Amount	US$ 29,362,303.30
April 06, 2019 Scheduled Principal Amount	US$ 38,711,012.92
Total	**US$ 129,120,583.59**

The Series 2014-1 Baseline Debt Service Reserve Account needs to be funded considering the Income Tax of 15% that would be retained in Brazil in the case of using the amount deposited into this account to pay interest and/or principal, calculated as per below:

$$Baseline\ Required\ Amount = \frac{US\$\ 129{,}120{,}583.59}{(1 - 0{,}15)} = \boldsymbol{US\$\ 151{,}906{,}568.93}$$

Appendix 1

Series 2014-1 Debt Service Reserve Account Transfer Amount (cont.)

2) Series 2014-1 Liquidity Reserve Account Participation Fraction

Liquidity Reserve Account Participation Securities	Class Principal Balance
Series 2014-1 Notes	US$ 1,300,690,034.04
Series 2014-3 Notes	US$ 821,706,421.43
Series 2018-1 Notes	US$ 600,000,000.00
Total	**US$ 2,722,396,455.47**

$$Series\ 2014-1\ Liquidity\ Reserve\ Account\ Participation\ Fraction = \frac{US\$\ 1{,}300{,}690{,}034.04}{US\$\ 2{,}722{,}396{,}455.47} = 0.477773923$$

3) Series 2014-1 Additional Debt Service Reserve Account Required Amount

$$Series\ 2014-1\ Additional\ Debt\ Service\ Reserve\ Account\ Required\ Amount$$
$$= [0.5\ x\ US\$\ 151{,}906{,}568.93] - [0.477773923\ x\ US\$\ 78{,}327{,}028.49]$$

$$Series\ 2014-1\ Additional\ Debt\ Service\ Reserve\ Account\ Required\ Amount$$
$$= US\$\ 75{,}953{,}284.47 - US\$\ 37{,}422{,}611.67$$

$$Series\ 2014-1\ Additional\ Debt\ Service\ Reserve\ Account\ Required\ Amount = \boldsymbol{US\$\ 38{,}530{,}672.80}$$

4) Series 2014-1 Debt Service Reserve Account Required Amount

$$Series\ 2014-1\ Debt\ Service\ Reserve\ Account\ Required\ Amount = US\$\ 151{,}906{,}568.93 + US\$\ 38{,}530{,}672.80$$

$$Series\ 2014-1\ Debt\ Service\ Reserve\ Account\ Required\ Amount = \boldsymbol{US\$\ 190{,}437{,}241.73}$$

5) Series 2014-1 Debt Service Reserve Account Transfer Amount

$$Series\ 2014-1\ Debt\ Service\ Reserve\ Account\ Transfer\ Amount = US\$\ 190{,}437{,}241.73 - US\$\ 216{,}724{,}744.37$$

$$Series\ 2014-1\ Debt\ Service\ Reserve\ Account\ Transfer\ Amount = (\boldsymbol{US\$\ 26{,}287{,}502.64})$$

Appendix 2

Series 2014-2 Debt Service Reserve Account Transfer Amount

$$Series\ 2014-2\ Debt\ Service\ Reserve\ Account\ Transfer\ Amount = (b) - (c)$$

$$Series\ 2014-2\ Debt\ Service\ Reserve\ Account\ Required\ Amount = (d) + (e)$$

$$Series\ 2014-2\ Baseline\ Debt\ Service\ Reserve\ Account\ Required\ Amount = (f) + (g)$$

$$Series\ 2014-2\ Additional\ Debt\ Service\ Reserve\ Account\ Required\ Amount = [0.5\ x\ (d)] - [(h)\ x\ (i)]$$

$$Series\ 2014-2\ Liquidity\ Reserve\ Account\ Participation\ Fraction = \frac{(j)}{(k)}$$

(a) Series 2014-2 Debt Service Reserve Account Transfer Amount
(b) Series 2014-2 Debt Service Reserve Account Required Amount
(c) Series 2014-2 Debt Service Reserve Account Balance = R$ 157,942,482.93
(d) Series 2014-2 Baseline Debt Service Reserve Account Required Amount
(e) Series 2014-2 Additional Debt Service Reserve Account Required Amount
(f) Class Interest Amount for the Series 2014-2 Notes for the next two Scheduled Payment Dates
(g) Scheduled Principal Amounts for the Series 2014-2 Notes for the next two Scheduled Payment Dates
(h) Series 2014-2 Special Interest Liquidity Reserve Account Participating Fraction
(i) Special Interest Liquidity Reserve Account Balance = R$ 34,856,760.76
(j) Series 2014-2 Class Principal Balance = R$ 458,549,886.60
(k) Sum of Class Principal Balance of all Special Interest Liquidity Reserve Participating Securities

Supporting Calculations:

1) Series 2014-2 Baseline Debt Service Reserve Account Required Amount

Series 2014-2 Debt Service	Amount
January 06, 2019 Class Interest Amount	R$ 19,346,863.39
January 06, 2019 Scheduled Principal Amount	R$ 32,745,703.47
April 06, 2019 Class Interest Amount	R$ 19,539,489.95
April 06, 2019 Scheduled Principal Amount	R$ 32,745,703.47
Total	**R$ 104,377,760.28**

$$Baseline\ Required\ Amount = \boldsymbol{R\$\ 104,377,760.28}$$

2) Series 2014-2 Special Interest Liquidity Reserve Account Participation Fraction

Special Interest Liquidity Reserve Account Participation Securities	Class Principal Balance
Series 2014-2 Notes	R$ 458,549,886.60
Total	**R$ 458,549,886.60**

$$Series\ 2014-2\ Special\ Interest\ Liquidity\ Reserve\ Account\ Participation\ Fraction = \frac{R\$\ 458{,}549{,}886.60}{R\$\ 458{,}549{,}886.60} = 1.00$$

Appendix 2

Series 2014-2 Debt Service Reserve Account Transfer Amount (cont.)

3) Series 2014-2 Additional Debt Service Reserve Account Required Amount

$$Series\ 2014-2\ Additional\ Debt\ Service\ Reserve\ Account\ Required\ Amount = [0.5\ x\ R\$\ 104{,}377{,}760.28] - [1.00\ x\ R\$\ 34{,}856{,}760.76]$$

$$Series\ 2014-2\ Additional\ Debt\ Service\ Reserve\ Account\ Required\ Amount = R\$\ 52{,}188{,}880.14 - R\$\ 34{,}856{,}760.76$$

$$Series\ 2014-2\ Additional\ Debt\ Service\ Reserve\ Account\ Required\ Amount = \boldsymbol{R\$\ 17{,}332{,}119.38}$$

4) Series 2014-2 Debt Service Reserve Account Required Amount

$$Series\ 2014-2\ Debt\ Service\ Reserve\ Account\ Required\ Amount = R\$\ 104{,}377{,}760.28 + R\$\ 17{,}332{,}119.38$$

$$Series\ 2014-2\ Debt\ Service\ Reserve\ Account\ Required\ Amount = \boldsymbol{R\$\ 121{,}709{,}879.66}$$

5) Series 2014-2 Debt Service Reserve Account Transfer Amount

$$Series\ 2014-2\ Debt\ Service\ Reserve\ Account\ Transfer\ Amount = R\$\ 121{,}709{,}879.66 - R\$\ 157{,}942{,}482.93$$

$$Series\ 2014-2\ Debt\ Service\ Reserve\ Account\ Transfer\ Amount = (\boldsymbol{R\$\ 36{,}232{,}603.27})$$

Appendix 3

Series 2014-3 Debt Service Reserve Account Transfer Amount

$$Series\ 2014-3\ Debt\ Service\ Reserve\ Account\ Transfer\ Amount = (b) - (c)$$

$$Series\ 2014-3\ Debt\ Service\ Reserve\ Account\ Required\ Amount = (d) + (e)$$

$$Series\ 2014-3\ Baseline\ Debt\ Service\ Reserve\ Account\ Required\ Amount = (f) + (g)$$

$$Serie\ \ 2014-3\ Additional\ Debt\ Service\ Reserve\ Account\ Required\ Amount = [0.5\ x\ (d)] - [(h)\ x\ (i)]$$

$$Series\ 2014-3\ Liquidity\ Reserve\ Account\ Participation\ Fraction = \frac{(j)}{(k)}$$

(a) Series 2014-3 Debt Service Reserve Account Transfer Amount
(b) Series 2014-3 Debt Service Reserve Account Required Amount
(c) Series 2014-3 Debt Service Reserve Account Balance = US$ 101,590,770.30
(d) Series 2014-3 Baseline Debt Service Reserve Account Required Amount
(e) Series 2014-3 Additional Debt Service Reserve Account Required Amount
(f) Class Interest Amount for the Series 2014-3 Notes for the next two Scheduled Payment Dates
(g) Scheduled Principal Amounts for the Series 2014-3 Notes for the next two Scheduled Payment Dates
(h) Series 2014-3 Liquidity Reserve Account Participating Fraction
(i) Liquidity Reserve Account Balance = US$ 78,327,028.49
(j) Series 2014-3 Class Principal Balance = US$ 821,706,421.43
(k) Sum of Class Principal Balance of all Liquidity Reserve Participating Securities

Supporting Calculations:

1) Series 2014-3 Baseline Debt Service Reserve Account Required Amount

Series 2014-3 Debt Service	Amount
January 06, 2019 Class Interest Amount	US$ 20,029,094.02
January 06, 2019 Scheduled Principal Amount	US$ 8,649,541.28
April 06, 2019 Class Interest Amount	US$ 19,818,261.45
April 06, 2019 Scheduled Principal Amount	US$ 17,299,082.56
Total	**US$ 65,795,979.31**

The Series 2014-3 Baseline Debt Service Reserve Account needs to be funded considering the Income Tax of 15% that would be retained in Brazil in the case of using the amount deposited into this account to pay interest and/or principal, calculated as per below:

$$Baseline\ Required\ Amount = \frac{US\$\ 65{,}795{,}979.31}{(1-0{,}15)} = \boldsymbol{US\$\ 77{,}407{,}034.48}$$

Appendix 3

Series 2014-3 Debt Service Reserve Account Transfer Amount (cont.)

2) Series 2014-3 Liquidity Reserve Account Participation Fraction

Liquidity Reserve Account Participation Securities	Class Principal Balance
Series 2014-1 Notes	US$ 1,300,690,034.04
Series 2014-3 Notes	US$ 821,706,421.43
Series 2018-1 Notes	US$ 600,000,000.00
Total	**US$ 2,722,396,455.47**

$$Series\ 2014-3\ Liquidity\ Reserve\ Account\ Participation\ Fraction = \frac{US\$\ 821{,}706{,}421.43}{US\$\ 2{,}722{,}396{,}455.47} = 0.301832020$$

3) Series 2014-3 Additional Debt Service Reserve Account Required Amount

$$Series\ 2014-3\ Additional\ Debt\ Service\ Reserve\ Account\ Required\ Amount = [0.5\ x\ US\$\ 77{,}407{,}034.48] - [0.301832020\ x\ US\$\ 78{,}327{,}028.49]$$

$$Series\ 2014-3\ Additional\ Debt\ Service\ Reserve\ Account\ Required\ Amount = US\$\ 38{,}703{,}517.24 - US\$\ 23{,}641{,}605.23$$

$$Series\ 2014-3\ Additional\ Debt\ Service\ Reserve\ Account\ Required\ Amount = \boldsymbol{US\$\ 15{,}061{,}912.01}$$

4) Series 2014-3 Debt Service Reserve Account Required Amount

$$Series\ 2014-3\ Debt\ Service\ Reserve\ Account\ Required\ Amount = US\$\ 77{,}407{,}034.48 + US\$\ 15{,}061{,}912.01$$

$$Series\ 2014-3\ Debt\ Service\ Reserve\ Account\ Required\ Amount = \boldsymbol{US\$\ 92{,}468{,}946.09}$$

5) Series 2014-3 Debt Service Reserve Account Transfer Amount

$$Series\ 2014-3\ Debt\ Service\ Reserve\ Account\ Transfer\ Amount = US\$\ 92{,}468{,}946.49 - US\$\ 101{,}590{,}770.30$$

$$Series\ 2014-3\ Debt\ Service\ Reserve\ Account\ Transfer\ Amount = (\boldsymbol{US\$\ 9{,}121{,}823.81})$$

Appendix 4

Series 2018-1 Debt Service Reserve Account Transfer Amount

$$Series\ 2018-1\ Debt\ Service\ Reserve\ Account\ Transfer\ Amount = (b) - (c)$$

$$Series\ 2018-1\ Debt\ Service\ Reserve\ Account\ Required\ Amount = (d) + (e)$$

$$Series\ 2018-1\ Baseline\ Debt\ Service\ Reserve\ Account\ Required\ Amount = (f) + (g)$$

$$Series\ 2018-1\ Additional\ Debt\ Service\ Reserve\ Account\ Required\ Amount = [0.5\ x\ (d)] - [(h)\ x\ (i)]$$

$$Series\ 2018-1\ Liquidity\ Reserve\ Account\ Participation\ Fraction = \frac{(j)}{(k)}$$

(a) Series 2018-1 Debt Service Reserve Account Transfer Amount
(b) Series 2018-1 Debt Service Reserve Account Required Amount
(c) Series 2018-1 Debt Service Reserve Account Balance = US$ 43,411,764.72
(d) Series 2018-1 Baseline Debt Service Reserve Account Required Amount
(e) Series 2018-1 Additional Debt Service Reserve Account Required Amount
(f) Class Interest Amount for the Series 2018-1 Notes for the next two Scheduled Payment Dates
(g) Scheduled Principal Amounts for the Series 2018-1 Notes for the next two Scheduled Payment Dates
(h) Series 2018-1 Liquidity Reserve Account Participating Fraction
(i) Liquidity Reserve Account Balance = US$ 78,327,028.49
(j) Series 2018-1 Class Principal Balance = US$ 600,000,000.00
(k) Sum of Class Principal Balance of all Liquidity Reserve Participating Securities

Supporting Calculations:

1) Series 2018-1 Baseline Debt Service Reserve Account Required Amount

Series 2018-1 Debt Service	Amount
January 06, 2019 Class Interest Amount	US$ 12,300,000.00
January 06, 2019 Scheduled Principal Amount	US$ 0.00
April 06, 2019 Class Interest Amount	US$ 12,300,000.00
April 06, 2019 Scheduled Principal Amount	US$ 0.00
Total	**US$ 24,600,000.00**

The Series 2018-1 Baseline Debt Service Reserve Account needs to be funded considering the Income Tax of 15% that would be retained in Brazil in the case of using the amount deposited into this account to pay interest and/or principal, calculated as per below:

$$Baseline\ Required\ Amount = \frac{US\$\ 24{,}600{,}000.00}{(1 - 0{,}15)} = \boldsymbol{US\$\ 28{,}941{,}176.48}$$

Appendix 4

Series 2018-1 Debt Service Reserve Account Transfer Amount (cont.)

2) Series 2018-1 Liquidity Reserve Account Participation Fraction

Liquidity Reserve Account Participation Securities	Class Principal Balance
Series 2014-1 Notes	US$ 1,300,690,034.04
Series 2014-3 Notes	US$ 821,706,421.43
Series 2018-1 Notes	US$ 600,000,000.00
Total	**US$ 2,722,396,455.47**

$$Series\ 2018-1\ Liquidity\ Reserve\ Account\ Participation\ Fraction = \frac{US\$\ 600{,}000{,}000.00}{US\$\ 2{,}722{,}396{,}455.47} = 0.220394057$$

3) Series 2018-1 Additional Debt Service Reserve Account Required Amount

$$Series\ 2018-1\ Additional\ Debt\ Service\ Reserve\ Account\ Required\ Amount = [0.5\ x\ US\$\ 28{,}941{,}176.48] - [0.220394057\ x\ US\$\ 78{,}327{,}028.49]$$

$$Series\ 2018-1\ Additional\ Debt\ Service\ Reserve\ Account\ Required\ Amount = US\$\ 14{,}470{,}588.24 - US\$\ 17{,}262{,}811.59$$

$$Series\ 2018-1\ Additional\ Debt\ Service\ Reserve\ Account\ Required\ Amount = \boldsymbol{US\$\ 0.00}$$

4) Series 2018-1 Debt Service Reserve Account Required Amount

$$Series\ 2018-1\ Debt\ Service\ Reserve\ Account\ Required\ Amount = US\$\ 28{,}941{,}176.48 + US\$\ 0.00$$

$$Series\ 2018-1\ Debt\ Service\ Reserve\ Account\ Required\ Amount = \boldsymbol{US\$\ 28{,}941{,}176.48}$$

5) Series 2018-1 Debt Service Reserve Account Transfer Amount

$$Series\ 2018-1\ Debt\ Service\ Reserve\ Account\ Transfer\ Amount = US\$\ 28{,}941{,}176.48 - US\$\ 43{,}411{,}764.72$$

$$Series\ 2018-1\ Debt\ Service\ Reserve\ Account\ Transfer\ Amount = (\boldsymbol{US\$\ 14{,}470{,}588.24})$$

Appendix 5

Class Interest Amount for the Series 2014-1 Notes

Date	Class Interest			Daycount	Class Principal Balance	Current Interest Due	Overdue Interest	Current Capitalized Interest	Overdue Capitalized Interest	Capitalized Interest	Class Interest Amount
	Rate	Overdue Incremental Rate	Denominator								
	6.25%	3.00%	360		EoD		EoD		EoD		
10/06/18	0.0625	0.0300	0.002778	1	1,300,690,034.04	225,814.24	0.00	108,390.84	0.00	108,390.84	334,205.08
10/07/18	0.0625	0.0300	0.002778	1	1,300,690,034.04	225,814.24	0.00	108,390.84	0.00	108,390.84	668,410.16
10/08/18	0.0625	0.0300	0.002778	1	1,300,690,034.04	225,814.24	0.00	108,390.84	0.00	108,390.84	1,002,615.23
10/09/18	0.0625	0.0300	0.002778	1	1,300,690,034.04	225,814.24	0.00	108,390.84	0.00	108,390.84	1,336,820.31
10/10/18	0.0625	0.0300	0.002778	1	1,300,690,034.04	225,814.24	0.00	108,390.84	0.00	108,390.84	1,671,025.39
10/11/18	0.0625	0.0300	0.002778	1	1,300,690,034.04	225,814.24	0.00	108,390.84	0.00	108,390.84	2,005,230.47
10/12/18	0.0625	0.0300	0.002778	1	1,300,690,034.04	225,814.24	0.00	108,390.84	0.00	108,390.84	2,339,435.55
10/13/18	0.0625	0.0300	0.002778	1	1,300,690,034.04	225,814.24	0.00	108,390.84	0.00	108,390.84	2,673,640.63
10/14/18	0.0625	0.0300	0.002778	1	1,300,690,034.04	225,814.24	0.00	108,390.84	0.00	108,390.84	3,007,845.70
10/15/18	0.0625	0.0300	0.002778	1	1,300,690,034.04	225,814.24	0.00	108,390.84	0.00	108,390.84	3,342,050.78
10/16/18	0.0625	0.0300	0.002778	1	1,300,690,034.04	225,814.24	0.00	108,390.84	0.00	108,390.84	3,676,255.86
10/17/18	0.0625	0.0300	0.002778	1	1,300,690,034.04	225,814.24	0.00	108,390.84	0.00	108,390.84	4,010,460.94
10/18/18	0.0625	0.0300	0.002778	1	1,300,690,034.04	225,814.24	0.00	108,390.84	0.00	108,390.84	4,344,666.02
10/19/18	0.0625	0.0300	0.002778	1	1,300,690,034.04	225,814.24	0.00	108,390.84	0.00	108,390.84	4,678,871.09
10/20/18	0.0625	0.0300	0.002778	1	1,300,690,034.04	225,814.24	0.00	108,390.84	0.00	108,390.84	5,013,076.17
10/21/18	0.0625	0.0300	0.002778	1	1,300,690,034.04	225,814.24	0.00	108,390.84	0.00	108,390.84	5,347,281.25
10/22/18	0.0625	0.0300	0.002778	1	1,300,690,034.04	225,814.24	0.00	108,390.84	0.00	108,390.84	5,681,486.33
10/23/18	0.0625	0.0300	0.002778	1	1,300,690,034.04	225,814.24	0.00	108,390.84	0.00	108,390.84	6,015,691.41
10/24/18	0.0625	0.0300	0.002778	1	1,300,690,034.04	225,814.24	0.00	108,390.84	0.00	108,390.84	6,349,896.49
10/25/18	0.0625	0.0300	0.002778	1	1,300,690,034.04	225,814.24	0.00	108,390.84	0.00	108,390.84	6,684,101.56
10/26/18	0.0625	0.0300	0.002778	1	1,300,690,034.04	225,814.24	0.00	108,390.84	0.00	108,390.84	7,018,306.64
10/27/18	0.0625	0.0300	0.002778	1	1,300,690,034.04	225,814.24	0.00	108,390.84	0.00	108,390.84	7,352,511.72
10/28/18	0.0625	0.0300	0.002778	1	1,300,690,034.04	225,814.24	0.00	108,390.84	0.00	108,390.84	7,686,716.80
10/29/18	0.0625	0.0300	0.002778	1	1,300,690,034.04	225,814.24	0.00	108,390.84	0.00	108,390.84	8,020,921.88
10/30/18	0.0625	0.0300	0.002778	0	1,300,690,034.04	0.00	0.00	0.00	0.00	0.00	8,020,921.88
10/31/18	0.0625	0.0300	0.002778	1	1,300,690,034.04	225,814.24	0.00	108,390.84	0.00	108,390.84	8,355,126.95
11/01/18	0.0625	0.0300	0.002778	1	1,300,690,034.04	225,814.24	0.00	108,390.84	0.00	108,390.84	8,689,332.03
11/02/18	0.0625	0.0300	0.002778	1	1,300,690,034.04	225,814.24	0.00	108,390.84	0.00	108,390.84	9,023,537.11
11/03/18	0.0625	0.0300	0.002778	1	1,300,690,034.04	225,814.24	0.00	108,390.84	0.00	108,390.84	9,357,742.19
11/04/18	0.0625	0.0300	0.002778	1	1,300,690,034.04	225,814.24	0.00	108,390.84	0.00	108,390.84	9,691,947.27
11/05/18	0.0625	0.0300	0.002778	1	1,300,690,034.04	225,814.24	0.00	108,390.84	0.00	108,390.84	10,026,152.35

Appendix 5 (cont.)

Class Interest Amount for the Series 2014-1 Notes (cont.)

Date	Class Interest			Daycount	Class Principal Balance	Current Interest Due	Overdue Interest	Current Capitalized Interest	Overdue Capitalized Interest	Capitalized Interest	Class Interest Amount
	Rate	Overdue Incremental Rate	Denominator								
	6.25%	3.00%	360		EoD		EoD		EoD		
11/06/18	0.0625	0.0300	0.002778	1	1,300,690,034.04	225,814.24	0.00	108,390.84	0.00	108,390.84	10,360,357.42
11/07/18	0.0625	0.0300	0.002778	1	1,300,690,034.04	225,814.24	0.00	108,390.84	0.00	108,390.84	10,694,562.50
11/08/18	0.0625	0.0300	0.002778	1	1,300,690,034.04	225,814.24	0.00	108,390.84	0.00	108,390.84	11,028,767.58
11/09/18	0.0625	0.0300	0.002778	1	1,300,690,034.04	225,814.24	0.00	108,390.84	0.00	108,390.84	11,362,972.66
11/10/18	0.0625	0.0300	0.002778	1	1,300,690,034.04	225,814.24	0.00	108,390.84	0.00	108,390.84	11,697,177.74
11/11/18	0.0625	0.0300	0.002778	1	1,300,690,034.04	225,814.24	0.00	108,390.84	0.00	108,390.84	12,031,382.81
11/12/18	0.0625	0.0300	0.002778	1	1,300,690,034.04	225,814.24	0.00	108,390.84	0.00	108,390.84	12,365,587.89
11/13/18	0.0625	0.0300	0.002778	1	1,300,690,034.04	225,814.24	0.00	108,390.84	0.00	108,390.84	12,699,792.97
11/14/18	0.0625	0.0300	0.002778	1	1,300,690,034.04	225,814.24	0.00	108,390.84	0.00	108,390.84	13,033,998.05
11/15/18	0.0625	0.0300	0.002778	1	1,300,690,034.04	225,814.24	0.00	108,390.84	0.00	108,390.84	13,368,203.13
11/16/18	0.0625	0.0300	0.002778	1	1,300,690,034.04	225,814.24	0.00	108,390.84	0.00	108,390.84	13,702,408.21
11/17/18	0.0625	0.0300	0.002778	1	1,300,690,034.04	225,814.24	0.00	108,390.84	0.00	108,390.84	14,036,613.28
11/18/18	0.0625	0.0300	0.002778	1	1,300,690,034.04	225,814.24	0.00	108,390.84	0.00	108,390.84	14,370,818.36
11/19/18	0.0625	0.0300	0.002778	1	1,300,690,034.04	225,814.24	0.00	108,390.84	0.00	108,390.84	14,705,023.44
11/20/18	0.0625	0.0300	0.002778	1	1,300,690,034.04	225,814.24	0.00	108,390.84	0.00	108,390.84	15,039,228.52
11/21/18	0.0625	0.0300	0.002778	1	1,300,690,034.04	225,814.24	0.00	108,390.84	0.00	108,390.84	15,373,433.60
11/22/18	0.0625	0.0300	0.002778	1	1,300,690,034.04	225,814.24	0.00	108,390.84	0.00	108,390.84	15,707,638.67
11/23/18	0.0625	0.0300	0.002778	1	1,300,690,034.04	225,814.24	0.00	108,390.84	0.00	108,390.84	16,041,843.75
11/24/18	0.0625	0.0300	0.002778	1	1,300,690,034.04	225,814.24	0.00	108,390.84	0.00	108,390.84	16,376,048.83
11/25/18	0.0625	0.0300	0.002778	1	1,300,690,034.04	225,814.24	0.00	108,390.84	0.00	108,390.84	16,710,253.91
11/26/18	0.0625	0.0300	0.002778	1	1,300,690,034.04	225,814.24	0.00	108,390.84	0.00	108,390.84	17,044,458.99
11/27/18	0.0625	0.0300	0.002778	1	1,300,690,034.04	225,814.24	0.00	108,390.84	0.00	108,390.84	17,378,664.07
11/28/18	0.0625	0.0300	0.002778	1	1,300,690,034.04	225,814.24	0.00	108,390.84	0.00	108,390.84	17,712,869.14
11/29/18	0.0625	0.0300	0.002778	1	1,300,690,034.04	225,814.24	0.00	108,390.84	0.00	108,390.84	18,047,074.22
11/30/18	0.0625	0.0300	0.002778	1	1,300,690,034.04	225,814.24	0.00	108,390.84	0.00	108,390.84	18,381,279.30
12/01/18	0.0625	0.0300	0.002778	1	1,300,690,034.04	225,814.24	0.00	108,390.84	0.00	108,390.84	18,715,484.38
12/02/18	0.0625	0.0300	0.002778	1	1,300,690,034.04	225,814.24	0.00	108,390.84	0.00	108,390.84	19,049,689.46
12/03/18	0.0625	0.0300	0.002778	1	1,300,690,034.04	225,814.24	0.00	108,390.84	0.00	108,390.84	19,383,894.54
12/04/18	0.0625	0.0300	0.002778	1	1,300,690,034.04	225,814.24	0.00	108,390.84	0.00	108,390.84	19,718,099.61
12/05/18	0.0625	0.0300	0.002778	1	1,300,690,034.04	225,814.24	0.00	108,390.84	0.00	108,390.84	20,052,304.69

Appendix 5 (cont.)

Class Interest Amount for the Series 2014-1 Notes (cont.)

Date	Class Interest			Daycount	Class Principal Balance	Current Interest Due	Overdue Interest	Current Capitalized Interest	Overdue Capitalized Interest	Capitalized Interest	Class Interest Amount
	Rate	Overdue Incremental Rate	Denominator								
	6.25%	3.00%	360		EoD		EoD		EoD		
12/06/18	0.0625	0.0300	0.002778	1	1,300,690,034.04	225,814.24	0.00	108,390.84	0.00	108,390.84	20,386,509.77
12/07/18	0.0625	0.0300	0.002778	1	1,300,690,034.04	225,814.24	0.00	108,390.84	0.00	108,390.84	20,720,714.85
12/08/18	0.0625	0.0300	0.002778	1	1,300,690,034.04	225,814.24	0.00	108,390.84	0.00	108,390.84	21,054,919.93
12/09/18	0.0625	0.0300	0.002778	1	1,300,690,034.04	225,814.24	0.00	108,390.84	0.00	108,390.84	21,389,125.00
12/10/18	0.0625	0.0300	0.002778	1	1,300,690,034.04	225,814.24	0.00	108,390.84	0.00	108,390.84	21,723,330.08
12/11/18	0.0625	0.0300	0.002778	1	1,300,690,034.04	225,814.24	0.00	108,390.84	0.00	108,390.84	22,057,535.16
12/12/18	0.0625	0.0300	0.002778	1	1,300,690,034.04	225,814.24	0.00	108,390.84	0.00	108,390.84	22,391,740.24
12/13/18	0.0625	0.0300	0.002778	1	1,300,690,034.04	225,814.24	0.00	108,390.84	0.00	108,390.84	22,725,945.32
12/14/18	0.0625	0.0300	0.002778	1	1,300,690,034.04	225,814.24	0.00	108,390.84	0.00	108,390.84	23,060,150.40
12/15/18	0.0625	0.0300	0.002778	1	1,300,690,034.04	225,814.24	0.00	108,390.84	0.00	108,390.84	23,394,355.47
12/16/18	0.0625	0.0300	0.002778	1	1,300,690,034.04	225,814.24	0.00	108,390.84	0.00	108,390.84	23,728,560.55
12/17/18	0.0625	0.0300	0.002778	1	1,300,690,034.04	225,814.24	0.00	108,390.84	0.00	108,390.84	24,062,765.63
12/18/18	0.0625	0.0300	0.002778	1	1,300,690,034.04	225,814.24	0.00	108,390.84	0.00	108,390.84	24,396,970.71
12/19/18	0.0625	0.0300	0.002778	1	1,300,690,034.04	225,814.24	0.00	108,390.84	0.00	108,390.84	24,731,175.79
12/20/18	0.0625	0.0300	0.002778	1	1,300,690,034.04	225,814.24	0.00	108,390.84	0.00	108,390.84	25,065,380.86
12/21/18	0.0625	0.0300	0.002778	1	1,300,690,034.04	225,814.24	0.00	108,390.84	0.00	108,390.84	25,399,585.94
12/22/18	0.0625	0.0300	0.002778	1	1,300,690,034.04	225,814.24	0.00	108,390.84	0.00	108,390.84	25,733,791.02
12/23/18	0.0625	0.0300	0.002778	1	1,300,690,034.04	225,814.24	0.00	108,390.84	0.00	108,390.84	26,067,996.10
12/24/18	0.0625	0.0300	0.002778	1	1,300,690,034.04	225,814.24	0.00	108,390.84	0.00	108,390.84	26,402,201.18
12/25/18	0.0625	0.0300	0.002778	1	1,300,690,034.04	225,814.24	0.00	108,390.84	0.00	108,390.84	26,736,406.26
12/26/18	0.0625	0.0300	0.002778	1	1,300,690,034.04	225,814.24	0.00	108,390.84	0.00	108,390.84	27,070,611.33
12/27/18	0.0625	0.0300	0.002778	1	1,300,690,034.04	225,814.24	0.00	108,390.84	0.00	108,390.84	27,404,816.41
12/28/18	0.0625	0.0300	0.002778	1	1,300,690,034.04	225,814.24	0.00	108,390.84	0.00	108,390.84	27,739,021.49
12/29/18	0.0625	0.0300	0.002778	1	1,300,690,034.04	225,814.24	0.00	108,390.84	0.00	108,390.84	28,073,226.57
12/30/18	0.0625	0.0300	0.002778	0	1,300,690,034.04	0.00	0.00	0.00	0.00	0.00	28,073,226.57
12/31/18	0.0625	0.0300	0.002778	1	1,300,690,034.04	225,814.24	0.00	108,390.84	0.00	108,390.84	28,407,431.65
01/01/19	0.0625	0.0300	0.002778	1	1,300,690,034.04	225,814.24	0.00	108,390.84	0.00	108,390.84	28,741,636.72
01/02/19	0.0625	0.0300	0.002778	1	1,300,690,034.04	225,814.24	0.00	108,390.84	0.00	108,390.84	29,075,841.80
01/03/19	0.0625	0.0300	0.002778	1	1,300,690,034.04	225,814.24	0.00	108,390.84	0.00	108,390.84	29,410,046.88
01/04/19	0.0625	0.0300	0.002778	1	1,300,690,034.04	225,814.24	0.00	108,390.84	0.00	108,390.84	29,744,251.96
01/05/19	0.0625	0.0300	0.002778	1	1,300,690,034.04	225,814.24	0.00	108,390.84	0.00	108,390.84	30,078,457.04
01/06/19				**90**		**20,323,281.78**		**9,755,175.26**			**30,078,457.04**

Appendix 5 (cont.)

Class Interest Amount for the Series 2014-1 Notes

Date	Class Interest			Daycount	Class Principal Balance	Current Interest Due	Overdue Interest	Current Capitalized Interest	Overdue Capitalized Interest	Capitalized Interest	Class Interest Amount
	Rate	Overdue Incremental Rate	Denominator								
	6.25%	3.00%	360		EoD		EoD		EoD		
01/06/19	0.0625	0.0300	0.002778	1	1,269,721,223.71	220,437.71	0.00	105,810.10	0.00	105,810.10	326,247.81
01/07/19	0.0625	0.0300	0.002778	1	1,269,721,223.71	220,437.71	0.00	105,810.10	0.00	105,810.10	652,495.63
01/08/19	0.0625	0.0300	0.002778	1	1,269,721,223.71	220,437.71	0.00	105,810.10	0.00	105,810.10	978,743.44
01/09/19	0.0625	0.0300	0.002778	1	1,269,721,223.71	220,437.71	0.00	105,810.10	0.00	105,810.10	1,304,991.26
01/10/19	0.0625	0.0300	0.002778	1	1,269,721,223.71	220,437.71	0.00	105,810.10	0.00	105,810.10	1,631,239.07
01/11/19	0.0625	0.0300	0.002778	1	1,269,721,223.71	220,437.71	0.00	105,810.10	0.00	105,810.10	1,957,486.89
01/12/19	0.0625	0.0300	0.002778	1	1,269,721,223.71	220,437.71	0.00	105,810.10	0.00	105,810.10	2,283,734.70
01/13/19	0.0625	0.0300	0.002778	1	1,269,721,223.71	220,437.71	0.00	105,810.10	0.00	105,810.10	2,609,982.52
01/14/19	0.0625	0.0300	0.002778	1	1,269,721,223.71	220,437.71	0.00	105,810.10	0.00	105,810.10	2,936,230.33
01/15/19	0.0625	0.0300	0.002778	1	1,269,721,223.71	220,437.71	0.00	105,810.10	0.00	105,810.10	3,262,478.14
01/16/19	0.0625	0.0300	0.002778	1	1,269,721,223.71	220,437.71	0.00	105,810.10	0.00	105,810.10	3,588,725.96
01/17/19	0.0625	0.0300	0.002778	1	1,269,721,223.71	220,437.71	0.00	105,810.10	0.00	105,810.10	3,914,973.77
01/18/19	0.0625	0.0300	0.002778	1	1,269,721,223.71	220,437.71	0.00	105,810.10	0.00	105,810.10	4,241,221.59
01/19/19	0.0625	0.0300	0.002778	1	1,269,721,223.71	220,437.71	0.00	105,810.10	0.00	105,810.10	4,567,469.40
01/20/19	0.0625	0.0300	0.002778	1	1,269,721,223.71	220,437.71	0.00	105,810.10	0.00	105,810.10	4,893,717.22
01/21/19	0.0625	0.0300	0.002778	1	1,269,721,223.71	220,437.71	0.00	105,810.10	0.00	105,810.10	5,219,965.03
01/22/19	0.0625	0.0300	0.002778	1	1,269,721,223.71	220,437.71	0.00	105,810.10	0.00	105,810.10	5,546,212.85
01/23/19	0.0625	0.0300	0.002778	1	1,269,721,223.71	220,437.71	0.00	105,810.10	0.00	105,810.10	5,872,460.66
01/24/19	0.0625	0.0300	0.002778	1	1,269,721,223.71	220,437.71	0.00	105,810.10	0.00	105,810.10	6,198,708.47
01/25/19	0.0625	0.0300	0.002778	1	1,269,721,223.71	220,437.71	0.00	105,810.10	0.00	105,810.10	6,524,956.29
01/26/19	0.0625	0.0300	0.002778	1	1,269,721,223.71	220,437.71	0.00	105,810.10	0.00	105,810.10	6,851,204.10
01/27/19	0.0625	0.0300	0.002778	1	1,269,721,223.71	220,437.71	0.00	105,810.10	0.00	105,810.10	7,177,451.92
01/28/19	0.0625	0.0300	0.002778	1	1,269,721,223.71	220,437.71	0.00	105,810.10	0.00	105,810.10	7,503,699.73
01/29/19	0.0625	0.0300	0.002778	1	1,269,721,223.71	220,437.71	0.00	105,810.10	0.00	105,810.10	7,829,947.55
01/30/19	0.0625	0.0300	0.002778	0	1,269,721,223.71	0.00	0.00	0.00	0.00	0.00	7,829,947.55
01/31/19	0.0625	0.0300	0.002778	1	1,269,721,223.71	220,437.71	0.00	105,810.10	0.00	105,810.10	8,156,195.36
02/01/19	0.0625	0.0300	0.002778	1	1,269,721,223.71	220,437.71	0.00	105,810.10	0.00	105,810.10	8,482,443.18
02/02/19	0.0625	0.0300	0.002778	1	1,269,721,223.71	220,437.71	0.00	105,810.10	0.00	105,810.10	8,808,690.99
02/03/19	0.0625	0.0300	0.002778	1	1,269,721,223.71	220,437.71	0.00	105,810.10	0.00	105,810.10	9,134,938.80
02/04/19	0.0625	0.0300	0.002778	1	1,269,721,223.71	220,437.71	0.00	105,810.10	0.00	105,810.10	9,461,186.62
02/05/19	0.0625	0.0300	0.002778	1	1,269,721,223.71	220,437.71	0.00	105,810.10	0.00	105,810.10	9,787,434.43

Appendix 5 (cont.)

Class Interest Amount for the Series 2014-1 Notes (cont.)

Date	Class Interest			Daycount	Class Principal Balance	Current Interest Due	Overdue Interest	Current Capitalized Interest	Overdue Capitalized Interest	Capitalized Interest	Class Interest Amount
	Rate	Overdue Incremental Rate	Denominator								
	6.25%	3.00%	360		EoD		EoD		EoD		
02/06/19	0.0625	0.0300	0.002778	1	1,269,721,223.71	220,437.71	0.00	105,810.10	0.00	105,810.10	10,113,682.25
02/07/19	0.0625	0.0300	0.002778	1	1,269,721,223.71	220,437.71	0.00	105,810.10	0.00	105,810.10	10,439,930.06
02/08/19	0.0625	0.0300	0.002778	1	1,269,721,223.71	220,437.71	0.00	105,810.10	0.00	105,810.10	10,766,177.88
02/09/19	0.0625	0.0300	0.002778	1	1,269,721,223.71	220,437.71	0.00	105,810.10	0.00	105,810.10	11,092,425.69
02/10/19	0.0625	0.0300	0.002778	1	1,269,721,223.71	220,437.71	0.00	105,810.10	0.00	105,810.10	11,418,673.50
02/11/19	0.0625	0.0300	0.002778	1	1,269,721,223.71	220,437.71	0.00	105,810.10	0.00	105,810.10	11,744,921.32
02/12/19	0.0625	0.0300	0.002778	1	1,269,721,223.71	220,437.71	0.00	105,810.10	0.00	105,810.10	12,071,169.13
02/13/19	0.0625	0.0300	0.002778	1	1,269,721,223.71	220,437.71	0.00	105,810.10	0.00	105,810.10	12,397,416.95
02/14/19	0.0625	0.0300	0.002778	1	1,269,721,223.71	220,437.71	0.00	105,810.10	0.00	105,810.10	12,723,664.76
02/15/19	0.0625	0.0300	0.002778	1	1,269,721,223.71	220,437.71	0.00	105,810.10	0.00	105,810.10	13,049,912.58
02/16/19	0.0625	0.0300	0.002778	1	1,269,721,223.71	220,437.71	0.00	105,810.10	0.00	105,810.10	13,376,160.39
02/17/19	0.0625	0.0300	0.002778	1	1,269,721,223.71	220,437.71	0.00	105,810.10	0.00	105,810.10	13,702,408.21
02/18/19	0.0625	0.0300	0.002778	1	1,269,721,223.71	220,437.71	0.00	105,810.10	0.00	105,810.10	14,028,656.02
02/19/19	0.0625	0.0300	0.002778	1	1,269,721,223.71	220,437.71	0.00	105,810.10	0.00	105,810.10	14,354,903.83
02/20/19	0.0625	0.0300	0.002778	1	1,269,721,223.71	220,437.71	0.00	105,810.10	0.00	105,810.10	14,681,151.65
02/21/19	0.0625	0.0300	0.002778	1	1,269,721,223.71	220,437.71	0.00	105,810.10	0.00	105,810.10	15,007,399.46
02/22/19	0.0625	0.0300	0.002778	1	1,269,721,223.71	220,437.71	0.00	105,810.10	0.00	105,810.10	15,333,647.28
02/23/19	0.0625	0.0300	0.002778	1	1,269,721,223.71	220,437.71	0.00	105,810.10	0.00	105,810.10	15,659,895.09
02/24/19	0.0625	0.0300	0.002778	1	1,269,721,223.71	220,437.71	0.00	105,810.10	0.00	105,810.10	15,986,142.91
02/25/19	0.0625	0.0300	0.002778	1	1,269,721,223.71	220,437.71	0.00	105,810.10	0.00	105,810.10	16,312,390.72
02/26/19	0.0625	0.0300	0.002778	1	1,269,721,223.71	220,437.71	0.00	105,810.10	0.00	105,810.10	16,638,638.54
02/27/19	0.0625	0.0300	0.002778	1	1,269,721,223.71	220,437.71	0.00	105,810.10	0.00	105,810.10	16,964,886.35
02/28/19	0.0625	0.0300	0.002778	3	1,269,721,223.71	661,313.14	0.00	317,430.31	0.00	317,430.31	17,943,629.79
03/01/19	0.0625	0.0300	0.002778	1	1,269,721,223.71	220,437.71	0.00	105,810.10	0.00	105,810.10	18,269,877.61
03/02/19	0.0625	0.0300	0.002778	1	1,269,721,223.71	220,437.71	0.00	105,810.10	0.00	105,810.10	18,596,125.42
03/03/19	0.0625	0.0300	0.002778	1	1,269,721,223.71	220,437.71	0.00	105,810.10	0.00	105,810.10	18,922,373.24
03/04/19	0.0625	0.0300	0.002778	1	1,269,721,223.71	220,437.71	0.00	105,810.10	0.00	105,810.10	19,248,621.05
03/05/19	0.0625	0.0300	0.002778	1	1,269,721,223.71	220,437.71	0.00	105,810.10	0.00	105,810.10	19,574,868.87

Appendix 5 (cont.)

Class Interest Amount for the Series 2014-1 Notes (cont.)

Date	Class Interest			Daycount	Class Principal Balance	Current Interest Due	Overdue Interest	Current Capitalized Interest	Overdue Capitalized Interest	Capitalized Interest	Class Interest Amount
	Rate	Overdue Incremental Rate	Denominator								
	6.25%	3.00%	360		EoD		EoD		EoD		
03/06/19	0.0625	0.0300	0.002778	1	1,269,721,223.71	220,437.71	0.00	105,810.10	0.00	105,810.10	19,901,116.68
03/07/19	0.0625	0.0300	0.002778	1	1,269,721,223.71	220,437.71	0.00	105,810.10	0.00	105,810.10	20,227,364.49
03/08/19	0.0625	0.0300	0.002778	1	1,269,721,223.71	220,437.71	0.00	105,810.10	0.00	105,810.10	20,553,612.31
03/09/19	0.0625	0.0300	0.002778	1	1,269,721,223.71	220,437.71	0.00	105,810.10	0.00	105,810.10	20,879,860.12
03/10/19	0.0625	0.0300	0.002778	1	1,269,721,223.71	220,437.71	0.00	105,810.10	0.00	105,810.10	21,206,107.94
03/11/19	0.0625	0.0300	0.002778	1	1,269,721,223.71	220,437.71	0.00	105,810.10	0.00	105,810.10	21,532,355.75
03/12/19	0.0625	0.0300	0.002778	1	1,269,721,223.71	220,437.71	0.00	105,810.10	0.00	105,810.10	21,858,603.57
03/13/19	0.0625	0.0300	0.002778	1	1,269,721,223.71	220,437.71	0.00	105,810.10	0.00	105,810.10	22,184,851.38
03/14/19	0.0625	0.0300	0.002778	1	1,269,721,223.71	220,437.71	0.00	105,810.10	0.00	105,810.10	22,511,099.20
03/15/19	0.0625	0.0300	0.002778	1	1,269,721,223.71	220,437.71	0.00	105,810.10	0.00	105,810.10	22,837,347.01
03/16/19	0.0625	0.0300	0.002778	1	1,269,721,223.71	220,437.71	0.00	105,810.10	0.00	105,810.10	23,163,594.82
03/17/19	0.0625	0.0300	0.002778	1	1,269,721,223.71	220,437.71	0.00	105,810.10	0.00	105,810.10	23,489,842.64
03/18/19	0.0625	0.0300	0.002778	1	1,269,721,223.71	220,437.71	0.00	105,810.10	0.00	105,810.10	23,816,090.45
03/19/19	0.0625	0.0300	0.002778	1	1,269,721,223.71	220,437.71	0.00	105,810.10	0.00	105,810.10	24,142,338.27
03/20/19	0.0625	0.0300	0.002778	1	1,269,721,223.71	220,437.71	0.00	105,810.10	0.00	105,810.10	24,468,586.08
03/21/19	0.0625	0.0300	0.002778	1	1,269,721,223.71	220,437.71	0.00	105,810.10	0.00	105,810.10	24,794,833.90
03/22/19	0.0625	0.0300	0.002778	1	1,269,721,223.71	220,437.71	0.00	105,810.10	0.00	105,810.10	25,121,081.71
03/23/19	0.0625	0.0300	0.002778	1	1,269,721,223.71	220,437.71	0.00	105,810.10	0.00	105,810.10	25,447,329.53
03/24/19	0.0625	0.0300	0.002778	1	1,269,721,223.71	220,437.71	0.00	105,810.10	0.00	105,810.10	25,773,577.34
03/25/19	0.0625	0.0300	0.002778	1	1,269,721,223.71	220,437.71	0.00	105,810.10	0.00	105,810.10	26,099,825.15
03/26/19	0.0625	0.0300	0.002778	1	1,269,721,223.71	220,437.71	0.00	105,810.10	0.00	105,810.10	26,426,072.97
03/27/19	0.0625	0.0300	0.002778	1	1,269,721,223.71	220,437.71	0.00	105,810.10	0.00	105,810.10	26,752,320.78
03/28/19	0.0625	0.0300	0.002778	1	1,269,721,223.71	220,437.71	0.00	105,810.10	0.00	105,810.10	27,078,568.60
03/29/19	0.0625	0.0300	0.002778	1	1,269,721,223.71	220,437.71	0.00	105,810.10	0.00	105,810.10	27,404,816.41
03/30/19	0.0625	0.0300	0.002778	0	1,269,721,223.71	0.00	0.00	0.00	0.00	0.00	27,404,816.41
03/31/19	0.0625	0.0300	0.002778	1	1,269,721,223.71	220,437.71	0.00	105,810.10	0.00	105,810.10	27,731,064.23
04/01/19	0.0625	0.0300	0.002778	1	1,269,721,223.71	220,437.71	0.00	105,810.10	0.00	105,810.10	28,057,312.04
04/02/19	0.0625	0.0300	0.002778	1	1,269,721,223.71	220,437.71	0.00	105,810.10	0.00	105,810.10	28,383,559.86
04/03/19	0.0625	0.0300	0.002778	1	1,269,721,223.71	220,437.71	0.00	105,810.10	0.00	105,810.10	28,709,807.67
04/04/19	0.0625	0.0300	0.002778	1	1,269,721,223.71	220,437.71	0.00	105,810.10	0.00	105,810.10	29,036,055.48
04/05/19	0.0625	0.0300	0.002778	1	1,269,721,223.71	220,437.71	0.00	105,810.10	0.00	105,810.10	29,362,303.30
04/06/19				**90**		**19,839,394.12**		**9,522,909.18**			**29,362,303.30**

Appendix 6

Class Interest Amount for the Series 2014-2 Notes

Date	Class Interest			Daycount	Class Principal Balance	Current Interest Due	Overdue Interest	Current Penalty Interest	Overdue Current Penalty Interest	Penalty Interest	Class Interest Amount
	Rate	Penalty Rate	Denominator								
	16.25%	3.00%	252		EoD		EoD		EoD		
10/06/18	0.1625	0.0300	0.003968	0	458,549,886.59	0.00	$0.00	0.00	$0.00	0.00	0.00
10/07/18	0.1625	0.0300	0.003968	0	458,549,886.59	0.00	$0.00	0.00	$0.00	0.00	0.00
10/08/18	0.1625	0.0300	0.003968	1	458,549,886.59	274,070.63	$0.00	54,589.27	$0.00	54,589.27	328,659.90
10/09/18	0.1625	0.0300	0.003968	1	458,549,886.59	274,234.44	$0.00	54,595.77	$0.00	54,595.77	657,490.11
10/10/18	0.1625	0.0300	0.003968	1	458,549,886.59	274,398.35	$0.00	54,602.27	$0.00	54,602.27	986,490.73
10/11/18	0.1625	0.0300	0.003968	1	458,549,886.59	274,562.35	$0.00	54,608.77	$0.00	54,608.77	1,315,661.85
10/12/18	0.1625	0.0300	0.003968	0	458,549,886.59	0.00	$0.00	0.00	$0.00	0.00	1,315,661.85
10/13/18	0.1625	0.0300	0.003968	0	458,549,886.59	0.00	$0.00	0.00	$0.00	0.00	1,315,661.85
10/14/18	0.1625	0.0300	0.003968	0	458,549,886.59	0.00	$0.00	0.00	$0.00	0.00	1,315,661.85
10/15/18	0.1625	0.0300	0.003968	1	458,549,886.59	274,726.46	$0.00	54,615.27	$0.00	54,615.27	1,645,003.58
10/16/18	0.1625	0.0300	0.003968	1	458,549,886.59	274,890.66	$0.00	54,621.77	$0.00	54,621.77	1,974,516.01
10/17/18	0.1625	0.0300	0.003968	1	458,549,886.59	275,054.96	$0.00	54,628.28	$0.00	54,628.28	2,304,199.24
10/18/18	0.1625	0.0300	0.003968	1	458,549,886.59	275,219.35	$0.00	54,634.78	$0.00	54,634.78	2,634,053.38
10/19/18	0.1625	0.0300	0.003968	1	458,549,886.59	275,383.85	$0.00	54,641.28	$0.00	54,641.28	2,964,078.51
10/20/18	0.1625	0.0300	0.003968	0	458,549,886.59	0.00	$0.00	0.00	$0.00	0.00	2,964,078.51
10/21/18	0.1625	0.0300	0.003968	0	458,549,886.59	0.00	$0.00	0.00	$0.00	0.00	2,964,078.51
10/22/18	0.1625	0.0300	0.003968	1	458,549,886.59	275,548.44	$0.00	54,647.79	$0.00	54,647.79	3,294,274.74
10/23/18	0.1625	0.0300	0.003968	1	458,549,886.59	275,713.14	$0.00	54,654.29	$0.00	54,654.29	3,624,642.17
10/24/18	0.1625	0.0300	0.003968	1	458,549,886.59	275,877.93	$0.00	54,660.80	$0.00	54,660.80	3,955,180.90
10/25/18	0.1625	0.0300	0.003968	1	458,549,886.59	276,042.82	$0.00	54,667.31	$0.00	54,667.31	4,285,891.02
10/26/18	0.1625	0.0300	0.003968	1	458,549,886.59	276,207.80	$0.00	54,673.82	$0.00	54,673.82	4,616,772.64
10/27/18	0.1625	0.0300	0.003968	0	458,549,886.59	0.00	$0.00	0.00	$0.00	0.00	4,616,772.64
10/28/18	0.1625	0.0300	0.003968	0	458,549,886.59	0.00	$0.00	0.00	$0.00	0.00	4,616,772.64
10/29/18	0.1625	0.0300	0.003968	1	458,549,886.59	276,372.89	$0.00	54,680.32	$0.00	54,680.32	4,947,825.86
10/30/18	0.1625	0.0300	0.003968	1	458,549,886.59	276,538.08	$0.00	54,686.83	$0.00	54,686.83	5,279,050.77
10/31/18	0.1625	0.0300	0.003968	1	458,549,886.59	276,703.36	$0.00	54,693.34	$0.00	54,693.34	5,610,447.47
11/01/18	0.1625	0.0300	0.003968	1	458,549,886.59	276,868.74	$0.00	54,699.86	$0.00	54,699.86	5,942,016.07
11/02/18	0.1625	0.0300	0.003968	0	458,549,886.59	0.00	$0.00	0.00	$0.00	0.00	5,942,016.07
11/03/18	0.1625	0.0300	0.003968	0	458,549,886.59	0.00	$0.00	0.00	$0.00	0.00	5,942,016.07
11/04/18	0.1625	0.0300	0.003968	0	458,549,886.59	0.00	$0.00	0.00	$0.00	0.00	5,942,016.07
11/05/18	0.1625	0.0300	0.003968	1	458,549,886.59	277,034.22	$0.00	54,706.37	$0.00	54,706.37	6,273,756.67

Appendix 6 (cont.)

Class Interest Amount for the Series 2014-2 Notes (cont.)

Date	Class Interest			Daycount	Class Principal Balance	Current Interest Due	Overdue Interest	Current Penalty Interest	Overdue Current Penalty Interest	Penalty Interest	Class Interest Amount
	Rate	Penalty Rate	Denominator								
	16.25%	3.00%	252		EoD		EoD		EoD		
11/06/18	0.1625	0.0300	0.003968	1	458,549,886.59	277,199.81	$0.00	54,712.88	$0.00	54,712.88	6,605,669.35
11/07/18	0.1625	0.0300	0.003968	1	458,549,886.59	277,365.48	$0.00	54,719.39	$0.00	54,719.39	6,937,754.23
11/08/18	0.1625	0.0300	0.003968	1	458,549,886.59	277,531.26	$0.00	54,725.91	$0.00	54,725.91	7,270,011.40
11/09/18	0.1625	0.0300	0.003968	1	458,549,886.59	277,697.14	$0.00	54,732.42	$0.00	54,732.42	7,602,440.97
11/10/18	0.1625	0.0300	0.003968	0	458,549,886.59	0.00	$0.00	0.00	$0.00	0.00	7,602,440.97
11/11/18	0.1625	0.0300	0.003968	0	458,549,886.59	0.00	$0.00	0.00	$0.00	0.00	7,602,440.97
11/12/18	0.1625	0.0300	0.003968	1	458,549,886.59	277,863.12	$0.00	54,738.94	$0.00	54,738.94	7,935,043.02
11/13/18	0.1625	0.0300	0.003968	1	458,549,886.59	278,029.19	$0.00	54,745.46	$0.00	54,745.46	8,267,817.67
11/14/18	0.1625	0.0300	0.003968	1	458,549,886.59	278,195.37	$0.00	54,751.97	$0.00	54,751.97	8,600,765.01
11/15/18	0.1625	0.0300	0.003968	0	458,549,886.59	0.00	$0.00	0.00	$0.00	0.00	8,600,765.01
11/16/18	0.1625	0.0300	0.003968	1	458,549,886.59	278,361.64	$0.00	54,758.49	$0.00	54,758.49	8,933,885.15
11/17/18	0.1625	0.0300	0.003968	0	458,549,886.59	0.00	$0.00	0.00	$0.00	0.00	8,933,885.15
11/18/18	0.1625	0.0300	0.003968	0	458,549,886.59	0.00	$0.00	0.00	$0.00	0.00	8,933,885.15
11/19/18	0.1625	0.0300	0.003968	1	458,549,886.59	278,528.02	$0.00	54,765.01	$0.00	54,765.01	9,267,178.17
11/20/18	0.1625	0.0300	0.003968	0	458,549,886.59	0.00	$0.00	0.00	$0.00	0.00	9,267,178.17
11/21/18	0.1625	0.0300	0.003968	1	458,549,886.59	278,694.49	$0.00	54,771.53	$0.00	54,771.53	9,600,644.19
11/22/18	0.1625	0.0300	0.003968	1	458,549,886.59	278,861.06	$0.00	54,778.05	$0.00	54,778.05	9,934,283.31
11/23/18	0.1625	0.0300	0.003968	1	458,549,886.59	279,027.74	$0.00	54,784.57	$0.00	54,784.57	10,268,095.61
11/24/18	0.1625	0.0300	0.003968	0	458,549,886.59	0.00	$0.00	0.00	$0.00	0.00	10,268,095.61
11/25/18	0.1625	0.0300	0.003968	0	458,549,886.59	0.00	$0.00	0.00	$0.00	0.00	10,268,095.61
11/26/18	0.1625	0.0300	0.003968	1	458,549,886.59	279,194.51	$0.00	54,791.09	$0.00	54,791.09	10,602,081.21
11/27/18	0.1625	0.0300	0.003968	1	458,549,886.59	279,361.38	$0.00	54,797.62	$0.00	54,797.62	10,936,240.21
11/28/18	0.1625	0.0300	0.003968	1	458,549,886.59	279,528.35	$0.00	54,804.14	$0.00	54,804.14	11,270,572.70
11/29/18	0.1625	0.0300	0.003968	1	458,549,886.59	279,695.42	$0.00	54,810.66	$0.00	54,810.66	11,605,078.79
11/30/18	0.1625	0.0300	0.003968	1	458,549,886.59	279,862.59	$0.00	54,817.19	$0.00	54,817.19	11,939,758.57
12/01/18	0.1625	0.0300	0.003968	0	458,549,886.59	0.00	$0.00	0.00	$0.00	0.00	11,939,758.57
12/02/18	0.1625	0.0300	0.003968	0	458,549,886.59	0.00	$0.00	0.00	$0.00	0.00	11,939,758.57
12/03/18	0.1625	0.0300	0.003968	1	458,549,886.59	280,029.86	$0.00	54,823.71	$0.00	54,823.71	12,274,612.15
12/04/18	0.1625	0.0300	0.003968	1	458,549,886.59	280,197.24	$0.00	54,830.24	$0.00	54,830.24	12,609,639.63
12/05/18	0.1625	0.0300	0.003968	1	458,549,886.59	280,364.71	$0.00	54,836.77	$0.00	54,836.77	12,944,841.10

Appendix 6 (cont.)

Class Interest Amount for the Series 2014-2 Notes (cont.)

Date	Class Interest			Daycount	Class Principal Balance	Current Interest Due	Overdue Interest	Current Penalty Interest	Overdue Current Penalty Interest	Penalty Interest	Class Interest Amount
	Rate	Penalty Rate	Denominator								
	16.25%	3.00%	252		EoD		EoD		EoD		
12/06/18	0.1625	0.0300	0.003968	1	458,549,886.59	280,532.28	$0.00	54,843.30	$0.00	54,843.30	13,280,216.67
12/07/18	0.1625	0.0300	0.003968	1	458,549,886.59	280,699.95	$0.00	54,849.83	$0.00	54,849.83	13,615,766.45
12/08/18	0.1625	0.0300	0.003968	0	458,549,886.59	0.00	$0.00	0.00	$0.00	0.00	13,615,766.45
12/09/18	0.1625	0.0300	0.003968	0	458,549,886.59	0.00	$0.00	0.00	$0.00	0.00	13,615,766.45
12/10/18	0.1625	0.0300	0.003968	1	458,549,886.59	280,867.72	$0.00	54,856.36	$0.00	54,856.36	13,951,490.53
12/11/18	0.1625	0.0300	0.003968	1	458,549,886.59	281,035.59	$0.00	54,862.89	$0.00	54,862.89	14,287,389.00
12/12/18	0.1625	0.0300	0.003968	1	458,549,886.59	281,203.56	$0.00	54,869.42	$0.00	54,869.42	14,623,461.99
12/13/18	0.1625	0.0300	0.003968	1	458,549,886.59	281,371.64	$0.00	54,875.95	$0.00	54,875.95	14,959,709.57
12/14/18	0.1625	0.0300	0.003968	1	458,549,886.59	281,539.81	$0.00	54,882.48	$0.00	54,882.48	15,296,131.86
12/15/18	0.1625	0.0300	0.003968	0	458,549,886.59	0.00	$0.00	0.00	$0.00	0.00	15,296,131.86
12/16/18	0.1625	0.0300	0.003968	0	458,549,886.59	0.00	$0.00	0.00	$0.00	0.00	15,296,131.86
12/17/18	0.1625	0.0300	0.003968	1	458,549,886.59	281,708.08	$0.00	54,889.02	$0.00	54,889.02	15,632,728.96
12/18/18	0.1625	0.0300	0.003968	1	458,549,886.59	281,876.46	$0.00	54,895.55	$0.00	54,895.55	15,969,500.97
12/19/18	0.1625	0.0300	0.003968	1	458,549,886.59	282,044.93	$0.00	54,902.09	$0.00	54,902.09	16,306,447.99
12/20/18	0.1625	0.0300	0.003968	1	458,549,886.59	282,213.51	$0.00	54,908.62	$0.00	54,908.62	16,643,570.12
12/21/18	0.1625	0.0300	0.003968	1	458,549,886.59	282,382.18	$0.00	54,915.16	$0.00	54,915.16	16,980,867.46
12/22/18	0.1625	0.0300	0.003968	0	458,549,886.59	0.00	$0.00	0.00	$0.00	0.00	16,980,867.46
12/23/18	0.1625	0.0300	0.003968	0	458,549,886.59	0.00	$0.00	0.00	$0.00	0.00	16,980,867.46
12/24/18	0.1625	0.0300	0.003968	1	458,549,886.59	282,550.96	$0.00	54,921.70	$0.00	54,921.70	17,318,340.12
12/25/18	0.1625	0.0300	0.003968	0	458,549,886.59	0.00	$0.00	0.00	$0.00	0.00	17,318,340.12
12/26/18	0.1625	0.0300	0.003968	1	458,549,886.59	282,719.84	$0.00	54,928.23	$0.00	54,928.23	17,655,988.19
12/27/18	0.1625	0.0300	0.003968	1	458,549,886.59	282,888.82	$0.00	54,934.77	$0.00	54,934.77	17,993,811.78
12/28/18	0.1625	0.0300	0.003968	1	458,549,886.59	283,057.90	$0.00	54,941.31	$0.00	54,941.31	18,331,810.99
12/29/18	0.1625	0.0300	0.003968	0	458,549,886.59	0.00	$0.00	0.00	$0.00	0.00	18,331,810.99
12/30/18	0.1625	0.0300	0.003968	0	458,549,886.59	0.00	$0.00	0.00	$0.00	0.00	18,331,810.99
12/31/18	0.1625	0.0300	0.003968	0	458,549,886.59	0.00	$0.00	0.00	$0.00	0.00	18,331,810.99
01/01/19	0.1625	0.0300	0.003968	0	458,549,886.59	0.00	$0.00	0.00	$0.00	0.00	18,331,810.99
01/02/19	0.1625	0.0300	0.003968	1	458,549,886.59	283,227.08	$0.00	54,947.85	$0.00	54,947.85	18,669,985.92
01/03/19	0.1625	0.0300	0.003968	1	458,549,886.59	283,396.36	$0.00	54,954.39	$0.00	54,954.39	19,008,336.68
01/04/19	0.1625	0.0300	0.003968	1	458,549,886.59	283,565.74	$0.00	54,960.94	$0.00	54,960.94	19,346,863.36
01/05/19	0.1625	0.0300	0.003968	0	458,549,886.59	0.00	$0.00	0.00	$0.00	0.00	19,346,863.36
01/06/19				**58**		**16,169,919.27**		**3,176,944.09**			**19,346,863.36**

Appendix 6 (cont.)

Class Interest Amount for the Series 2014-2 Notes

Date	Class Interest			Daycount	Class Principal Balance	Current Interest Due	Overdue Interest	Current Penalty Interest	Overdue Current Penalty Interest	Penalty Interest	Class Interest Amount
	Rate	Penalty Rate	Denominator								
	16.25%	3.00%	252		EoD		EoD		EoD		
01/06/19	0.1625	0.0300	0.003968	0	425,804,183.12	0.00	$0.00	0.00	$0.00	0.00	0.00
01/07/19	0.1625	0.0300	0.003968	1	425,804,183.12	254,498.85	$0.00	50,690.97	$0.00	50,690.97	305,189.83
01/08/19	0.1625	0.0300	0.003968	1	425,804,183.12	254,650.97	$0.00	50,697.01	$0.00	50,697.01	610,537.80
01/09/19	0.1625	0.0300	0.003968	1	425,804,183.12	254,803.17	$0.00	50,703.04	$0.00	50,703.04	916,044.02
01/10/19	0.1625	0.0300	0.003968	1	425,804,183.12	254,955.46	$0.00	50,709.08	$0.00	50,709.08	1,221,708.56
01/11/19	0.1625	0.0300	0.003968	1	425,804,183.12	255,107.85	$0.00	50,715.12	$0.00	50,715.12	1,527,531.52
01/12/19	0.1625	0.0300	0.003968	0	425,804,183.12	0.00	$0.00	0.00	$0.00	0.00	1,527,531.52
01/13/19	0.1625	0.0300	0.003968	0	425,804,183.12	0.00	$0.00	0.00	$0.00	0.00	1,527,531.52
01/14/19	0.1625	0.0300	0.003968	1	425,804,183.12	255,260.32	$0.00	50,721.15	$0.00	50,721.15	1,833,513.00
01/15/19	0.1625	0.0300	0.003968	1	425,804,183.12	255,412.89	$0.00	50,727.19	$0.00	50,727.19	2,139,653.08
01/16/19	0.1625	0.0300	0.003968	1	425,804,183.12	255,565.55	$0.00	50,733.23	$0.00	50,733.23	2,445,951.86
01/17/19	0.1625	0.0300	0.003968	1	425,804,183.12	255,718.29	$0.00	50,739.27	$0.00	50,739.27	2,752,409.42
01/18/19	0.1625	0.0300	0.003968	1	425,804,183.12	255,871.13	$0.00	50,745.31	$0.00	50,745.31	3,059,025.87
01/19/19	0.1625	0.0300	0.003968	0	425,804,183.12	0.00	$0.00	0.00	$0.00	0.00	3,059,025.87
01/20/19	0.1625	0.0300	0.003968	0	425,804,183.12	0.00	$0.00	0.00	$0.00	0.00	3,059,025.87
01/21/19	0.1625	0.0300	0.003968	1	425,804,183.12	256,024.07	$0.00	50,751.35	$0.00	50,751.35	3,365,801.29
01/22/19	0.1625	0.0300	0.003968	1	425,804,183.12	256,177.09	$0.00	50,757.39	$0.00	50,757.39	3,672,735.77
01/23/19	0.1625	0.0300	0.003968	1	425,804,183.12	256,330.20	$0.00	50,763.44	$0.00	50,763.44	3,979,829.41
01/24/19	0.1625	0.0300	0.003968	1	425,804,183.12	256,483.41	$0.00	50,769.48	$0.00	50,769.48	4,287,082.30
01/25/19	0.1625	0.0300	0.003968	1	425,804,183.12	256,636.71	$0.00	50,775.52	$0.00	50,775.52	4,594,494.54
01/26/19	0.1625	0.0300	0.003968	0	425,804,183.12	0.00	$0.00	0.00	$0.00	0.00	4,594,494.54
01/27/19	0.1625	0.0300	0.003968	0	425,804,183.12	0.00	$0.00	0.00	$0.00	0.00	4,594,494.54
01/28/19	0.1625	0.0300	0.003968	1	425,804,183.12	256,790.10	$0.00	50,781.57	$0.00	50,781.57	4,902,066.20
01/29/19	0.1625	0.0300	0.003968	1	425,804,183.12	256,943.58	$0.00	50,787.61	$0.00	50,787.61	5,209,797.39
01/30/19	0.1625	0.0300	0.003968	1	425,804,183.12	257,097.15	$0.00	50,793.66	$0.00	50,793.66	5,517,688.20
01/31/19	0.1625	0.0300	0.003968	1	425,804,183.12	257,250.81	$0.00	50,799.71	$0.00	50,799.71	5,825,738.73
02/01/19	0.1625	0.0300	0.003968	1	425,804,183.12	257,404.57	$0.00	50,805.76	$0.00	50,805.76	6,133,949.05
02/02/19	0.1625	0.0300	0.003968	0	425,804,183.12	0.00	$0.00	0.00	$0.00	0.00	6,133,949.05
02/03/19	0.1625	0.0300	0.003968	0	425,804,183.12	0.00	$0.00	0.00	$0.00	0.00	6,133,949.05
02/04/19	0.1625	0.0300	0.003968	1	425,804,183.12	257,558.42	$0.00	50,811.80	$0.00	50,811.80	6,442,319.27
02/05/19	0.1625	0.0300	0.003968	1	425,804,183.12	257,712.36	$0.00	50,817.85	$0.00	50,817.85	6,750,849.49

Appendix 6 (cont.)

Class Interest Amount for the Series 2014-2 Notes (cont.)

Date	Class Interest			Daycount	Class Principal Balance	Current Interest Due	Overdue Interest	Current Penalty Interest	Overdue Current Penalty Interest	Penalty Interest	Class Interest Amount
	Rate	Penalty Rate	Denominator								
	16.25%	3.00%	252		EoD		EoD		EoD		
02/06/19	0.1625	0.0300	0.003968	1	425,804,183.12	257,866.39	$0.00	50,823.90	$0.00	50,823.90	7,059,539.78
02/07/19	0.1625	0.0300	0.003968	1	425,804,183.12	258,020.51	$0.00	50,829.95	$0.00	50,829.95	7,368,390.25
02/08/19	0.1625	0.0300	0.003968	1	425,804,183.12	258,174.73	$0.00	50,836.00	$0.00	50,836.00	7,677,400.98
02/09/19	0.1625	0.0300	0.003968	0	425,804,183.12	0.00	$0.00	0.00	$0.00	0.00	7,677,400.98
02/10/19	0.1625	0.0300	0.003968	0	425,804,183.12	0.00	$0.00	0.00	$0.00	0.00	7,677,400.98
02/11/19	0.1625	0.0300	0.003968	1	425,804,183.12	258,329.04	$0.00	50,842.06	$0.00	50,842.06	7,986,572.08
02/12/19	0.1625	0.0300	0.003968	1	425,804,183.12	258,483.44	$0.00	50,848.11	$0.00	50,848.11	8,295,903.63
02/13/19	0.1625	0.0300	0.003968	1	425,804,183.12	258,637.93	$0.00	50,854.16	$0.00	50,854.16	8,605,395.72
02/14/19	0.1625	0.0300	0.003968	1	425,804,183.12	258,792.52	$0.00	50,860.22	$0.00	50,860.22	8,915,048.46
02/15/19	0.1625	0.0300	0.003968	1	425,804,183.12	258,947.20	$0.00	50,866.27	$0.00	50,866.27	9,224,861.92
02/16/19	0.1625	0.0300	0.003968	0	425,804,183.12	0.00	$0.00	0.00	$0.00	0.00	9,224,861.92
02/17/19	0.1625	0.0300	0.003968	0	425,804,183.12	0.00	$0.00	0.00	$0.00	0.00	9,224,861.92
02/18/19	0.1625	0.0300	0.003968	1	425,804,183.12	259,101.97	$0.00	50,872.33	$0.00	50,872.33	9,534,836.22
02/19/19	0.1625	0.0300	0.003968	1	425,804,183.12	259,256.83	$0.00	50,878.38	$0.00	50,878.38	9,844,971.43
02/20/19	0.1625	0.0300	0.003968	1	425,804,183.12	259,411.78	$0.00	50,884.44	$0.00	50,884.44	10,155,267.65
02/21/19	0.1625	0.0300	0.003968	1	425,804,183.12	259,566.83	$0.00	50,890.50	$0.00	50,890.50	10,465,724.98
02/22/19	0.1625	0.0300	0.003968	1	425,804,183.12	259,721.97	$0.00	50,896.56	$0.00	50,896.56	10,776,343.51
02/23/19	0.1625	0.0300	0.003968	0	425,804,183.12	0.00	$0.00	0.00	$0.00	0.00	10,776,343.51
02/24/19	0.1625	0.0300	0.003968	0	425,804,183.12	0.00	$0.00	0.00	$0.00	0.00	10,776,343.51
02/25/19	0.1625	0.0300	0.003968	1	425,804,183.12	259,877.21	$0.00	50,902.61	$0.00	50,902.61	11,087,123.33
02/26/19	0.1625	0.0300	0.003968	1	425,804,183.12	260,032.53	$0.00	50,908.67	$0.00	50,908.67	11,398,064.53
02/27/19	0.1625	0.0300	0.003968	1	425,804,183.12	260,187.95	$0.00	50,914.73	$0.00	50,914.73	11,709,167.22
02/28/19	0.1625	0.0300	0.003968	1	425,804,183.12	260,343.46	$0.00	50,920.80	$0.00	50,920.80	12,020,431.48
03/01/19	0.1625	0.0300	0.003968	1	425,804,183.12	260,499.07	$0.00	50,926.86	$0.00	50,926.86	12,331,857.40
03/02/19	0.1625	0.0300	0.003968	0	425,804,183.12	0.00	$0.00	0.00	$0.00	0.00	12,331,857.40
03/03/19	0.1625	0.0300	0.003968	0	425,804,183.12	0.00	$0.00	0.00	$0.00	0.00	12,331,857.40
03/04/19	0.1625	0.0300	0.003968	0	425,804,183.12	0.00	$0.00	0.00	$0.00	0.00	12,331,857.40
03/05/19	0.1625	0.0300	0.003968	0	425,804,183.12	0.00	$0.00	0.00	$0.00	0.00	12,331,857.40

Appendix 6 (cont.)

Class Interest Amount for the Series 2014-2 Notes (cont.)

Date	Class Interest			Daycount	Class Principal Balance	Current Interest Due	Overdue Interest	Current Penalty Interest	Overdue Current Penalty Interest	Penalty Interest	Class Interest Amount
	Rate	Penalty Rate	Denominator								
	16.25%	3.00%	252		EoD		EoD		EoD		
03/06/19	0.1625	0.0300	0.003968	1	425,804,183.12	260,654.76	$0.00	50,932.92	$0.00	50,932.92	12,643,445.09
03/07/19	0.1625	0.0300	0.003968	1	425,804,183.12	260,810.56	$0.00	50,938.98	$0.00	50,938.98	12,955,194.63
03/08/19	0.1625	0.0300	0.003968	1	425,804,183.12	260,966.44	$0.00	50,945.05	$0.00	50,945.05	13,267,106.11
03/09/19	0.1625	0.0300	0.003968	0	425,804,183.12	0.00	$0.00	0.00	$0.00	0.00	13,267,106.11
03/10/19	0.1625	0.0300	0.003968	0	425,804,183.12	0.00	$0.00	0.00	$0.00	0.00	13,267,106.11
03/11/19	0.1625	0.0300	0.003968	1	425,804,183.12	261,122.42	$0.00	50,951.11	$0.00	50,951.11	13,579,179.64
03/12/19	0.1625	0.0300	0.003968	1	425,804,183.12	261,278.49	$0.00	50,957.18	$0.00	50,957.18	13,891,415.31
03/13/19	0.1625	0.0300	0.003968	1	425,804,183.12	261,434.65	$0.00	50,963.25	$0.00	50,963.25	14,203,813.20
03/14/19	0.1625	0.0300	0.003968	1	425,804,183.12	261,590.91	$0.00	50,969.31	$0.00	50,969.31	14,516,373.42
03/15/19	0.1625	0.0300	0.003968	1	425,804,183.12	261,747.26	$0.00	50,975.38	$0.00	50,975.38	14,829,096.06
03/16/19	0.1625	0.0300	0.003968	0	425,804,183.12	0.00	$0.00	0.00	$0.00	0.00	14,829,096.06
03/17/19	0.1625	0.0300	0.003968	0	425,804,183.12	0.00	$0.00	0.00	$0.00	0.00	14,829,096.06
03/18/19	0.1625	0.0300	0.003968	1	425,804,183.12	261,903.70	$0.00	50,981.45	$0.00	50,981.45	15,141,981.21
03/19/19	0.1625	0.0300	0.003968	1	425,804,183.12	262,060.24	$0.00	50,987.52	$0.00	50,987.52	15,455,028.96
03/20/19	0.1625	0.0300	0.003968	1	425,804,183.12	262,216.87	$0.00	50,993.59	$0.00	50,993.59	15,768,239.42
03/21/19	0.1625	0.0300	0.003968	1	425,804,183.12	262,373.59	$0.00	50,999.66	$0.00	50,999.66	16,081,612.67
03/22/19	0.1625	0.0300	0.003968	1	425,804,183.12	262,530.41	$0.00	51,005.73	$0.00	51,005.73	16,395,148.81
03/23/19	0.1625	0.0300	0.003968	0	425,804,183.12	0.00	$0.00	0.00	$0.00	0.00	16,395,148.81
03/24/19	0.1625	0.0300	0.003968	0	425,804,183.12	0.00	$0.00	0.00	$0.00	0.00	16,395,148.81
03/25/19	0.1625	0.0300	0.003968	1	425,804,183.12	262,687.32	$0.00	51,011.80	$0.00	51,011.80	16,708,847.94
03/26/19	0.1625	0.0300	0.003968	1	425,804,183.12	262,844.33	$0.00	51,017.87	$0.00	51,017.87	17,022,710.14
03/27/19	0.1625	0.0300	0.003968	1	425,804,183.12	263,001.43	$0.00	51,023.95	$0.00	51,023.95	17,336,735.52
03/28/19	0.1625	0.0300	0.003968	1	425,804,183.12	263,158.62	$0.00	51,030.02	$0.00	51,030.02	17,650,924.16
03/29/19	0.1625	0.0300	0.003968	1	425,804,183.12	263,315.91	$0.00	51,036.10	$0.00	51,036.10	17,965,276.17
03/30/19	0.1625	0.0300	0.003968	0	425,804,183.12	0.00	$0.00	0.00	$0.00	0.00	17,965,276.17
03/31/19	0.1625	0.0300	0.003968	0	425,804,183.12	0.00	$0.00	0.00	$0.00	0.00	17,965,276.17
04/01/19	0.1625	0.0300	0.003968	1	425,804,183.12	263,473.29	$0.00	51,042.17	$0.00	51,042.17	18,279,791.63
04/02/19	0.1625	0.0300	0.003968	1	425,804,183.12	263,630.76	$0.00	51,048.25	$0.00	51,048.25	18,594,470.64
04/03/19	0.1625	0.0300	0.003968	1	425,804,183.12	263,788.33	$0.00	51,054.33	$0.00	51,054.33	18,909,313.30
04/04/19	0.1625	0.0300	0.003968	1	425,804,183.12	263,946.00	$0.00	51,060.40	$0.00	51,060.40	19,224,319.71
04/05/19	0.1625	0.0300	0.003968	1	425,804,183.12	264,103.76	$0.00	51,066.48	$0.00	51,066.48	19,539,489.95
04/06/19				**63**		**16,334,144.34**		**3,205,345.60**			**19,539,489.95**

Appendix 7

Class Interest Amount for the Series 2014-3 Notes

Date	Class Interest			Daycount	Class Principal Balance	Current Interest Due	Overdue Interest	Current Capitalized Interest	Overdue Capitalized Interest	Capitalized Interest	Class Interest Amount
	Rate	Overdue Incremental Rate	Denominator								
	6.75%	3.00%	360		EoD		EoD		EoD		
10/06/18	0.0675	0.0300	0.002778	1	821,706,421.43	154,069.95	0.00	68,475.54	0.00	68,475.54	222,545.49
10/07/18	0.0675	0.0300	0.002778	1	821,706,421.43	154,069.95	0.00	68,475.54	0.00	68,475.54	445,090.98
10/08/18	0.0675	0.0300	0.002778	1	821,706,421.43	154,069.95	0.00	68,475.54	0.00	68,475.54	667,636.47
10/09/18	0.0675	0.0300	0.002778	1	821,706,421.43	154,069.95	0.00	68,475.54	0.00	68,475.54	890,181.96
10/10/18	0.0675	0.0300	0.002778	1	821,706,421.43	154,069.95	0.00	68,475.54	0.00	68,475.54	1,112,727.45
10/11/18	0.0675	0.0300	0.002778	1	821,706,421.43	154,069.95	0.00	68,475.54	0.00	68,475.54	1,335,272.93
10/12/18	0.0675	0.0300	0.002778	1	821,706,421.43	154,069.95	0.00	68,475.54	0.00	68,475.54	1,557,818.42
10/13/18	0.0675	0.0300	0.002778	1	821,706,421.43	154,069.95	0.00	68,475.54	0.00	68,475.54	1,780,363.91
10/14/18	0.0675	0.0300	0.002778	1	821,706,421.43	154,069.95	0.00	68,475.54	0.00	68,475.54	2,002,909.40
10/15/18	0.0675	0.0300	0.002778	1	821,706,421.43	154,069.95	0.00	68,475.54	0.00	68,475.54	2,225,454.89
10/16/18	0.0675	0.0300	0.002778	1	821,706,421.43	154,069.95	0.00	68,475.54	0.00	68,475.54	2,448,000.38
10/17/18	0.0675	0.0300	0.002778	1	821,706,421.43	154,069.95	0.00	68,475.54	0.00	68,475.54	2,670,545.87
10/18/18	0.0675	0.0300	0.002778	1	821,706,421.43	154,069.95	0.00	68,475.54	0.00	68,475.54	2,893,091.36
10/19/18	0.0675	0.0300	0.002778	1	821,706,421.43	154,069.95	0.00	68,475.54	0.00	68,475.54	3,115,636.85
10/20/18	0.0675	0.0300	0.002778	1	821,706,421.43	154,069.95	0.00	68,475.54	0.00	68,475.54	3,338,182.34
10/21/18	0.0675	0.0300	0.002778	1	821,706,421.43	154,069.95	0.00	68,475.54	0.00	68,475.54	3,560,727.83
10/22/18	0.0675	0.0300	0.002778	1	821,706,421.43	154,069.95	0.00	68,475.54	0.00	68,475.54	3,783,273.32
10/23/18	0.0675	0.0300	0.002778	1	821,706,421.43	154,069.95	0.00	68,475.54	0.00	68,475.54	4,005,818.80
10/24/18	0.0675	0.0300	0.002778	1	821,706,421.43	154,069.95	0.00	68,475.54	0.00	68,475.54	4,228,364.29
10/25/18	0.0675	0.0300	0.002778	1	821,706,421.43	154,069.95	0.00	68,475.54	0.00	68,475.54	4,450,909.78
10/26/18	0.0675	0.0300	0.002778	1	821,706,421.43	154,069.95	0.00	68,475.54	0.00	68,475.54	4,673,455.27
10/27/18	0.0675	0.0300	0.002778	1	821,706,421.43	154,069.95	0.00	68,475.54	0.00	68,475.54	4,896,000.76
10/28/18	0.0675	0.0300	0.002778	1	821,706,421.43	154,069.95	0.00	68,475.54	0.00	68,475.54	5,118,546.25
10/29/18	0.0675	0.0300	0.002778	1	821,706,421.43	154,069.95	0.00	68,475.54	0.00	68,475.54	5,341,091.74
10/30/18	0.0675	0.0300	0.002778	0	821,706,421.43	0.00	0.00	0.00	0.00	0.00	5,341,091.74
10/31/18	0.0675	0.0300	0.002778	1	821,706,421.43	154,069.95	0.00	68,475.54	0.00	68,475.54	5,563,637.23
11/01/18	0.0675	0.0300	0.002778	1	821,706,421.43	154,069.95	0.00	68,475.54	0.00	68,475.54	5,786,182.72
11/02/18	0.0675	0.0300	0.002778	1	821,706,421.43	154,069.95	0.00	68,475.54	0.00	68,475.54	6,008,728.21
11/03/18	0.0675	0.0300	0.002778	1	821,706,421.43	154,069.95	0.00	68,475.54	0.00	68,475.54	6,231,273.70
11/04/18	0.0675	0.0300	0.002778	1	821,706,421.43	154,069.95	0.00	68,475.54	0.00	68,475.54	6,453,819.18
11/05/18	0.0675	0.0300	0.002778	1	821,706,421.43	154,069.95	0.00	68,475.54	0.00	68,475.54	6,676,364.67

Appendix 7 (cont.)

Class Interest Amount for the Series 2014-3 Notes (cont.)

Date	Class Interest			Daycount	Class Principal Balance	Current Interest Due	Overdue Interest	Current Capitalized Interest	Overdue Capitalized Interest	Capitalized Interest	Class Interest Amount
	Rate	Overdue Incremental Rate	Denominator								
	6.75%	3.00%	360		EoD		EoD		EoD		
11/06/18	0.0675	0.0300	0.002778	1	821,706,421.43	154,069.95	0.00	68,475.54	0.00	68,475.54	6,898,910.16
11/07/18	0.0675	0.0300	0.002778	1	821,706,421.43	154,069.95	0.00	68,475.54	0.00	68,475.54	7,121,455.65
11/08/18	0.0675	0.0300	0.002778	1	821,706,421.43	154,069.95	0.00	68,475.54	0.00	68,475.54	7,344,001.14
11/09/18	0.0675	0.0300	0.002778	1	821,706,421.43	154,069.95	0.00	68,475.54	0.00	68,475.54	7,566,546.63
11/10/18	0.0675	0.0300	0.002778	1	821,706,421.43	154,069.95	0.00	68,475.54	0.00	68,475.54	7,789,092.12
11/11/18	0.0675	0.0300	0.002778	1	821,706,421.43	154,069.95	0.00	68,475.54	0.00	68,475.54	8,011,637.61
11/12/18	0.0675	0.0300	0.002778	1	821,706,421.43	154,069.95	0.00	68,475.54	0.00	68,475.54	8,234,183.10
11/13/18	0.0675	0.0300	0.002778	1	821,706,421.43	154,069.95	0.00	68,475.54	0.00	68,475.54	8,456,728.59
11/14/18	0.0675	0.0300	0.002778	1	821,706,421.43	154,069.95	0.00	68,475.54	0.00	68,475.54	8,679,274.08
11/15/18	0.0675	0.0300	0.002778	1	821,706,421.43	154,069.95	0.00	68,475.54	0.00	68,475.54	8,901,819.57
11/16/18	0.0675	0.0300	0.002778	1	821,706,421.43	154,069.95	0.00	68,475.54	0.00	68,475.54	9,124,365.05
11/17/18	0.0675	0.0300	0.002778	1	821,706,421.43	154,069.95	0.00	68,475.54	0.00	68,475.54	9,346,910.54
11/18/18	0.0675	0.0300	0.002778	1	821,706,421.43	154,069.95	0.00	68,475.54	0.00	68,475.54	9,569,456.03
11/19/18	0.0675	0.0300	0.002778	1	821,706,421.43	154,069.95	0.00	68,475.54	0.00	68,475.54	9,792,001.52
11/20/18	0.0675	0.0300	0.002778	1	821,706,421.43	154,069.95	0.00	68,475.54	0.00	68,475.54	10,014,547.01
11/21/18	0.0675	0.0300	0.002778	1	821,706,421.43	154,069.95	0.00	68,475.54	0.00	68,475.54	10,237,092.50
11/22/18	0.0675	0.0300	0.002778	1	821,706,421.43	154,069.95	0.00	68,475.54	0.00	68,475.54	10,459,637.99
11/23/18	0.0675	0.0300	0.002778	1	821,706,421.43	154,069.95	0.00	68,475.54	0.00	68,475.54	10,682,183.48
11/24/18	0.0675	0.0300	0.002778	1	821,706,421.43	154,069.95	0.00	68,475.54	0.00	68,475.54	10,904,728.97
11/25/18	0.0675	0.0300	0.002778	1	821,706,421.43	154,069.95	0.00	68,475.54	0.00	68,475.54	11,127,274.46
11/26/18	0.0675	0.0300	0.002778	1	821,706,421.43	154,069.95	0.00	68,475.54	0.00	68,475.54	11,349,819.95
11/27/18	0.0675	0.0300	0.002778	1	821,706,421.43	154,069.95	0.00	68,475.54	0.00	68,475.54	11,572,365.44
11/28/18	0.0675	0.0300	0.002778	1	821,706,421.43	154,069.95	0.00	68,475.54	0.00	68,475.54	11,794,910.92
11/29/18	0.0675	0.0300	0.002778	1	821,706,421.43	154,069.95	0.00	68,475.54	0.00	68,475.54	12,017,456.41
11/30/18	0.0675	0.0300	0.002778	1	821,706,421.43	154,069.95	0.00	68,475.54	0.00	68,475.54	12,240,001.90
12/01/18	0.0675	0.0300	0.002778	1	821,706,421.43	154,069.95	0.00	68,475.54	0.00	68,475.54	12,462,547.39
12/02/18	0.0675	0.0300	0.002778	1	821,706,421.43	154,069.95	0.00	68,475.54	0.00	68,475.54	12,685,092.88
12/03/18	0.0675	0.0300	0.002778	1	821,706,421.43	154,069.95	0.00	68,475.54	0.00	68,475.54	12,907,638.37
12/04/18	0.0675	0.0300	0.002778	1	821,706,421.43	154,069.95	0.00	68,475.54	0.00	68,475.54	13,130,183.86
12/05/18	0.0675	0.0300	0.002778	1	821,706,421.43	154,069.95	0.00	68,475.54	0.00	68,475.54	13,352,729.35

Appendix 7 (cont.)

Class Interest Amount for the Series 2014-3 Notes (cont.)

Date	Class Interest			Daycount	Class Principal Balance	Current Interest Due	Overdue Interest	Current Capitalized Interest	Overdue Capitalized Interest	Capitalized Interest	Class Interest Amount
	Rate	Overdue Incremental Rate	Denominator								
	6.75%	3.00%	360		EoD		EoD		EoD		
12/06/18	0.0675	0.0300	0.002778	1	821,706,421.43	154,069.95	0.00	68,475.54	0.00	68,475.54	13,575,274.84
12/07/18	0.0675	0.0300	0.002778	1	821,706,421.43	154,069.95	0.00	68,475.54	0.00	68,475.54	13,797,820.33
12/08/18	0.0675	0.0300	0.002778	1	821,706,421.43	154,069.95	0.00	68,475.54	0.00	68,475.54	14,020,365.82
12/09/18	0.0675	0.0300	0.002778	1	821,706,421.43	154,069.95	0.00	68,475.54	0.00	68,475.54	14,242,911.30
12/10/18	0.0675	0.0300	0.002778	1	821,706,421.43	154,069.95	0.00	68,475.54	0.00	68,475.54	14,465,456.79
12/11/18	0.0675	0.0300	0.002778	1	821,706,421.43	154,069.95	0.00	68,475.54	0.00	68,475.54	14,688,002.28
12/12/18	0.0675	0.0300	0.002778	1	821,706,421.43	154,069.95	0.00	68,475.54	0.00	68,475.54	14,910,547.77
12/13/18	0.0675	0.0300	0.002778	1	821,706,421.43	154,069.95	0.00	68,475.54	0.00	68,475.54	15,133,093.26
12/14/18	0.0675	0.0300	0.002778	1	821,706,421.43	154,069.95	0.00	68,475.54	0.00	68,475.54	15,355,638.75
12/15/18	0.0675	0.0300	0.002778	1	821,706,421.43	154,069.95	0.00	68,475.54	0.00	68,475.54	15,578,184.24
12/16/18	0.0675	0.0300	0.002778	1	821,706,421.43	154,069.95	0.00	68,475.54	0.00	68,475.54	15,800,729.73
12/17/18	0.0675	0.0300	0.002778	1	821,706,421.43	154,069.95	0.00	68,475.54	0.00	68,475.54	16,023,275.22
12/18/18	0.0675	0.0300	0.002778	1	821,706,421.43	154,069.95	0.00	68,475.54	0.00	68,475.54	16,245,820.71
12/19/18	0.0675	0.0300	0.002778	1	821,706,421.43	154,069.95	0.00	68,475.54	0.00	68,475.54	16,468,366.20
12/20/18	0.0675	0.0300	0.002778	1	821,706,421.43	154,069.95	0.00	68,475.54	0.00	68,475.54	16,690,911.69
12/21/18	0.0675	0.0300	0.002778	1	821,706,421.43	154,069.95	0.00	68,475.54	0.00	68,475.54	16,913,457.17
12/22/18	0.0675	0.0300	0.002778	1	821,706,421.43	154,069.95	0.00	68,475.54	0.00	68,475.54	17,136,002.66
12/23/18	0.0675	0.0300	0.002778	1	821,706,421.43	154,069.95	0.00	68,475.54	0.00	68,475.54	17,358,548.15
12/24/18	0.0675	0.0300	0.002778	1	821,706,421.43	154,069.95	0.00	68,475.54	0.00	68,475.54	17,581,093.64
12/25/18	0.0675	0.0300	0.002778	1	821,706,421.43	154,069.95	0.00	68,475.54	0.00	68,475.54	17,803,639.13
12/26/18	0.0675	0.0300	0.002778	1	821,706,421.43	154,069.95	0.00	68,475.54	0.00	68,475.54	18,026,184.62
12/27/18	0.0675	0.0300	0.002778	1	821,706,421.43	154,069.95	0.00	68,475.54	0.00	68,475.54	18,248,730.11
12/28/18	0.0675	0.0300	0.002778	1	821,706,421.43	154,069.95	0.00	68,475.54	0.00	68,475.54	18,471,275.60
12/29/18	0.0675	0.0300	0.002778	1	821,706,421.43	154,069.95	0.00	68,475.54	0.00	68,475.54	18,693,821.09
12/30/18	0.0675	0.0300	0.002778	0	821,706,421.43	0.00	0.00	0.00	0.00	0.00	18,693,821.09
12/31/18	0.0675	0.0300	0.002778	1	821,706,421.43	154,069.95	0.00	68,475.54	0.00	68,475.54	18,916,366.58
01/01/19	0.0675	0.0300	0.002778	1	821,706,421.43	154,069.95	0.00	68,475.54	0.00	68,475.54	19,138,912.07
01/02/19	0.0675	0.0300	0.002778	1	821,706,421.43	154,069.95	0.00	68,475.54	0.00	68,475.54	19,361,457.55
01/03/19	0.0675	0.0300	0.002778	1	821,706,421.43	154,069.95	0.00	68,475.54	0.00	68,475.54	19,584,003.04
01/04/19	0.0675	0.0300	0.002778	1	821,706,421.43	154,069.95	0.00	68,475.54	0.00	68,475.54	19,806,548.53
01/05/19	0.0675	0.0300	0.002778	1	821,706,421.43	154,069.95	0.00	68,475.54	0.00	68,475.54	20,029,094.02
01/06/19				**90**		**13,866,295.86**		**6,162,798.16**			**20,029,094.02**

Appendix 7 (cont.)

Class Interest Amount for the Series 2014-3 Notes

Date	Class Interest			Daycount	Class Principal Balance	Current Interest Due	Overdue Interest	Current Capitalized Interest	Overdue Capitalized Interest	Capitalized Interest	Class Interest Amount
	Rate	Overdue Incremental Rate	Denominator								
	6.75%	3.00%	360		EoD		EoD		EoD		
01/06/19	0.0675	0.0300	0.002778	1	813,056,880.15	152,448.17	0.00	67,754.74	0.00	67,754.74	220,202.91
01/07/19	0.0675	0.0300	0.002778	1	813,056,880.15	152,448.17	0.00	67,754.74	0.00	67,754.74	440,405.81
01/08/19	0.0675	0.0300	0.002778	1	813,056,880.15	152,448.17	0.00	67,754.74	0.00	67,754.74	660,608.72
01/09/19	0.0675	0.0300	0.002778	1	813,056,880.15	152,448.17	0.00	67,754.74	0.00	67,754.74	880,811.62
01/10/19	0.0675	0.0300	0.002778	1	813,056,880.15	152,448.17	0.00	67,754.74	0.00	67,754.74	1,101,014.53
01/11/19	0.0675	0.0300	0.002778	1	813,056,880.15	152,448.17	0.00	67,754.74	0.00	67,754.74	1,321,217.43
01/12/19	0.0675	0.0300	0.002778	1	813,056,880.15	152,448.17	0.00	67,754.74	0.00	67,754.74	1,541,420.34
01/13/19	0.0675	0.0300	0.002778	1	813,056,880.15	152,448.17	0.00	67,754.74	0.00	67,754.74	1,761,623.24
01/14/19	0.0675	0.0300	0.002778	1	813,056,880.15	152,448.17	0.00	67,754.74	0.00	67,754.74	1,981,826.15
01/15/19	0.0675	0.0300	0.002778	1	813,056,880.15	152,448.17	0.00	67,754.74	0.00	67,754.74	2,202,029.05
01/16/19	0.0675	0.0300	0.002778	1	813,056,880.15	152,448.17	0.00	67,754.74	0.00	67,754.74	2,422,231.96
01/17/19	0.0675	0.0300	0.002778	1	813,056,880.15	152,448.17	0.00	67,754.74	0.00	67,754.74	2,642,434.86
01/18/19	0.0675	0.0300	0.002778	1	813,056,880.15	152,448.17	0.00	67,754.74	0.00	67,754.74	2,862,637.77
01/19/19	0.0675	0.0300	0.002778	1	813,056,880.15	152,448.17	0.00	67,754.74	0.00	67,754.74	3,082,840.67
01/20/19	0.0675	0.0300	0.002778	1	813,056,880.15	152,448.17	0.00	67,754.74	0.00	67,754.74	3,303,043.58
01/21/19	0.0675	0.0300	0.002778	1	813,056,880.15	152,448.17	0.00	67,754.74	0.00	67,754.74	3,523,246.48
01/22/19	0.0675	0.0300	0.002778	1	813,056,880.15	152,448.17	0.00	67,754.74	0.00	67,754.74	3,743,449.39
01/23/19	0.0675	0.0300	0.002778	1	813,056,880.15	152,448.17	0.00	67,754.74	0.00	67,754.74	3,963,652.29
01/24/19	0.0675	0.0300	0.002778	1	813,056,880.15	152,448.17	0.00	67,754.74	0.00	67,754.74	4,183,855.20
01/25/19	0.0675	0.0300	0.002778	1	813,056,880.15	152,448.17	0.00	67,754.74	0.00	67,754.74	4,404,058.10
01/26/19	0.0675	0.0300	0.002778	1	813,056,880.15	152,448.17	0.00	67,754.74	0.00	67,754.74	4,624,261.01
01/27/19	0.0675	0.0300	0.002778	1	813,056,880.15	152,448.17	0.00	67,754.74	0.00	67,754.74	4,844,463.91
01/28/19	0.0675	0.0300	0.002778	1	813,056,880.15	152,448.17	0.00	67,754.74	0.00	67,754.74	5,064,666.82
01/29/19	0.0675	0.0300	0.002778	1	813,056,880.15	152,448.17	0.00	67,754.74	0.00	67,754.74	5,284,869.72
01/30/19	0.0675	0.0300	0.002778	0	813,056,880.15	0.00	0.00	0.00	0.00	0.00	5,284,869.72
01/31/19	0.0675	0.0300	0.002778	1	813,056,880.15	152,448.17	0.00	67,754.74	0.00	67,754.74	5,505,072.63
02/01/19	0.0675	0.0300	0.002778	1	813,056,880.15	152,448.17	0.00	67,754.74	0.00	67,754.74	5,725,275.53
02/02/19	0.0675	0.0300	0.002778	1	813,056,880.15	152,448.17	0.00	67,754.74	0.00	67,754.74	5,945,478.44
02/03/19	0.0675	0.0300	0.002778	1	813,056,880.15	152,448.17	0.00	67,754.74	0.00	67,754.74	6,165,681.34
02/04/19	0.0675	0.0300	0.002778	1	813,056,880.15	152,448.17	0.00	67,754.74	0.00	67,754.74	6,385,884.25
02/05/19	0.0675	0.0300	0.002778	1	813,056,880.15	152,448.17	0.00	67,754.74	0.00	67,754.74	6,606,087.15

Appendix 7 (cont.)

Class Interest Amount for the Series 2014-3 Notes (cont.)

Date	Class Interest			Daycount	Class Principal Balance	Current Interest Due	Overdue Interest	Current Capitalized Interest	Overdue Capitalized Interest	Capitalized Interest	Class Interest Amount
	Rate	Overdue Incremental Rate	Denominator								
	6.75%	3.00%	360		EoD		EoD		EoD		
02/06/19	0.0675	0.0300	0.002778	1	813,056,880.15	152,448.17	0.00	67,754.74	0.00	67,754.74	6,826,290.06
02/07/19	0.0675	0.0300	0.002778	1	813,056,880.15	152,448.17	0.00	67,754.74	0.00	67,754.74	7,046,492.96
02/08/19	0.0675	0.0300	0.002778	1	813,056,880.15	152,448.17	0.00	67,754.74	0.00	67,754.74	7,266,695.87
02/09/19	0.0675	0.0300	0.002778	1	813,056,880.15	152,448.17	0.00	67,754.74	0.00	67,754.74	7,486,898.77
02/10/19	0.0675	0.0300	0.002778	1	813,056,880.15	152,448.17	0.00	67,754.74	0.00	67,754.74	7,707,101.68
02/11/19	0.0675	0.0300	0.002778	1	813,056,880.15	152,448.17	0.00	67,754.74	0.00	67,754.74	7,927,304.58
02/12/19	0.0675	0.0300	0.002778	1	813,056,880.15	152,448.17	0.00	67,754.74	0.00	67,754.74	8,147,507.49
02/13/19	0.0675	0.0300	0.002778	1	813,056,880.15	152,448.17	0.00	67,754.74	0.00	67,754.74	8,367,710.39
02/14/19	0.0675	0.0300	0.002778	1	813,056,880.15	152,448.17	0.00	67,754.74	0.00	67,754.74	8,587,913.30
02/15/19	0.0675	0.0300	0.002778	1	813,056,880.15	152,448.17	0.00	67,754.74	0.00	67,754.74	8,808,116.20
02/16/19	0.0675	0.0300	0.002778	1	813,056,880.15	152,448.17	0.00	67,754.74	0.00	67,754.74	9,028,319.11
02/17/19	0.0675	0.0300	0.002778	1	813,056,880.15	152,448.17	0.00	67,754.74	0.00	67,754.74	9,248,522.01
02/18/19	0.0675	0.0300	0.002778	1	813,056,880.15	152,448.17	0.00	67,754.74	0.00	67,754.74	9,468,724.92
02/19/19	0.0675	0.0300	0.002778	1	813,056,880.15	152,448.17	0.00	67,754.74	0.00	67,754.74	9,688,927.82
02/20/19	0.0675	0.0300	0.002778	1	813,056,880.15	152,448.17	0.00	67,754.74	0.00	67,754.74	9,909,130.73
02/21/19	0.0675	0.0300	0.002778	1	813,056,880.15	152,448.17	0.00	67,754.74	0.00	67,754.74	10,129,333.63
02/22/19	0.0675	0.0300	0.002778	1	813,056,880.15	152,448.17	0.00	67,754.74	0.00	67,754.74	10,349,536.54
02/23/19	0.0675	0.0300	0.002778	1	813,056,880.15	152,448.17	0.00	67,754.74	0.00	67,754.74	10,569,739.44
02/24/19	0.0675	0.0300	0.002778	1	813,056,880.15	152,448.17	0.00	67,754.74	0.00	67,754.74	10,789,942.35
02/25/19	0.0675	0.0300	0.002778	1	813,056,880.15	152,448.17	0.00	67,754.74	0.00	67,754.74	11,010,145.25
02/26/19	0.0675	0.0300	0.002778	1	813,056,880.15	152,448.17	0.00	67,754.74	0.00	67,754.74	11,230,348.16
02/27/19	0.0675	0.0300	0.002778	1	813,056,880.15	152,448.17	0.00	67,754.74	0.00	67,754.74	11,450,551.06
02/28/19	0.0675	0.0300	0.002778	3	813,056,880.15	457,344.50	0.00	203,264.22	0.00	203,264.22	12,111,159.78
03/01/19	0.0675	0.0300	0.002778	1	813,056,880.15	152,448.17	0.00	67,754.74	0.00	67,754.74	12,331,362.68
03/02/19	0.0675	0.0300	0.002778	1	813,056,880.15	152,448.17	0.00	67,754.74	0.00	67,754.74	12,551,565.59
03/03/19	0.0675	0.0300	0.002778	1	813,056,880.15	152,448.17	0.00	67,754.74	0.00	67,754.74	12,771,768.49
03/04/19	0.0675	0.0300	0.002778	1	813,056,880.15	152,448.17	0.00	67,754.74	0.00	67,754.74	12,991,971.40
03/05/19	0.0675	0.0300	0.002778	1	813,056,880.15	152,448.17	0.00	67,754.74	0.00	67,754.74	13,212,174.30

Appendix 7 (cont.)

Class Interest Amount for the Series 2014-3 Notes (cont.)

Date	Class Interest			Daycount	Class Principal Balance	Current Interest Due	Overdue Interest	Current Capitalized Interest	Overdue Capitalized Interest	Capitalized Interest	Class Interest Amount
	Rate	Overdue Incremental Rate	Denominator								
	6.75%	3.00%	360		EoD		EoD		EoD		
03/06/19	0.0675	0.0300	0.002778	1	813,056,880.15	152,448.17	0.00	67,754.74	0.00	67,754.74	13,432,377.21
03/07/19	0.0675	0.0300	0.002778	1	813,056,880.15	152,448.17	0.00	67,754.74	0.00	67,754.74	13,652,580.11
03/08/19	0.0675	0.0300	0.002778	1	813,056,880.15	152,448.17	0.00	67,754.74	0.00	67,754.74	13,872,783.02
03/09/19	0.0675	0.0300	0.002778	1	813,056,880.15	152,448.17	0.00	67,754.74	0.00	67,754.74	14,092,985.92
03/10/19	0.0675	0.0300	0.002778	1	813,056,880.15	152,448.17	0.00	67,754.74	0.00	67,754.74	14,313,188.83
03/11/19	0.0675	0.0300	0.002778	1	813,056,880.15	152,448.17	0.00	67,754.74	0.00	67,754.74	14,533,391.73
03/12/19	0.0675	0.0300	0.002778	1	813,056,880.15	152,448.17	0.00	67,754.74	0.00	67,754.74	14,753,594.64
03/13/19	0.0675	0.0300	0.002778	1	813,056,880.15	152,448.17	0.00	67,754.74	0.00	67,754.74	14,973,797.54
03/14/19	0.0675	0.0300	0.002778	1	813,056,880.15	152,448.17	0.00	67,754.74	0.00	67,754.74	15,194,000.45
03/15/19	0.0675	0.0300	0.002778	1	813,056,880.15	152,448.17	0.00	67,754.74	0.00	67,754.74	15,414,203.35
03/16/19	0.0675	0.0300	0.002778	1	813,056,880.15	152,448.17	0.00	67,754.74	0.00	67,754.74	15,634,406.26
03/17/19	0.0675	0.0300	0.002778	1	813,056,880.15	152,448.17	0.00	67,754.74	0.00	67,754.74	15,854,609.16
03/18/19	0.0675	0.0300	0.002778	1	813,056,880.15	152,448.17	0.00	67,754.74	0.00	67,754.74	16,074,812.07
03/19/19	0.0675	0.0300	0.002778	1	813,056,880.15	152,448.17	0.00	67,754.74	0.00	67,754.74	16,295,014.97
03/20/19	0.0675	0.0300	0.002778	1	813,056,880.15	152,448.17	0.00	67,754.74	0.00	67,754.74	16,515,217.88
03/21/19	0.0675	0.0300	0.002778	1	813,056,880.15	152,448.17	0.00	67,754.74	0.00	67,754.74	16,735,420.78
03/22/19	0.0675	0.0300	0.002778	1	813,056,880.15	152,448.17	0.00	67,754.74	0.00	67,754.74	16,955,623.69
03/23/19	0.0675	0.0300	0.002778	1	813,056,880.15	152,448.17	0.00	67,754.74	0.00	67,754.74	17,175,826.59
03/24/19	0.0675	0.0300	0.002778	1	813,056,880.15	152,448.17	0.00	67,754.74	0.00	67,754.74	17,396,029.50
03/25/19	0.0675	0.0300	0.002778	1	813,056,880.15	152,448.17	0.00	67,754.74	0.00	67,754.74	17,616,232.40
03/26/19	0.0675	0.0300	0.002778	1	813,056,880.15	152,448.17	0.00	67,754.74	0.00	67,754.74	17,836,435.31
03/27/19	0.0675	0.0300	0.002778	1	813,056,880.15	152,448.17	0.00	67,754.74	0.00	67,754.74	18,056,638.21
03/28/19	0.0675	0.0300	0.002778	1	813,056,880.15	152,448.17	0.00	67,754.74	0.00	67,754.74	18,276,841.12
03/29/19	0.0675	0.0300	0.002778	1	813,056,880.15	152,448.17	0.00	67,754.74	0.00	67,754.74	18,497,044.02
03/30/19	0.0675	0.0300	0.002778	0	813,056,880.15	0.00	0.00	0.00	0.00	0.00	18,497,044.02
03/31/19	0.0675	0.0300	0.002778	1	813,056,880.15	152,448.17	0.00	67,754.74	0.00	67,754.74	18,717,246.93
04/01/19	0.0675	0.0300	0.002778	1	813,056,880.15	152,448.17	0.00	67,754.74	0.00	67,754.74	18,937,449.83
04/02/19	0.0675	0.0300	0.002778	1	813,056,880.15	152,448.17	0.00	67,754.74	0.00	67,754.74	19,157,652.74
04/03/19	0.0675	0.0300	0.002778	1	813,056,880.15	152,448.17	0.00	67,754.74	0.00	67,754.74	19,377,855.64
04/04/19	0.0675	0.0300	0.002778	1	813,056,880.15	152,448.17	0.00	67,754.74	0.00	67,754.74	19,598,058.55
04/05/19	0.0675	0.0300	0.002778	1	813,056,880.15	152,448.17	0.00	67,754.74	0.00	67,754.74	19,818,261.45
04/06/19				**90**		**13,720,334.85**		**6,097,926.60**			**19,818,261.45**

Appendix 8

Class Interest Amount for the Series 2018-1 Notes

Date	Class Interest			Daycount	Class Principal Balance	Current Interest Due	Overdue Interest	Current Capitalized Interest	Overdue Capitalized Interest	Capitalized Interest	Class Interest Amount
	Rate	Overdue Incremental Rate	Denominator								
	8.20%	2.00%	360		EoD		EoD		EoD		
10/06/18	0.0820	0.0200	0.002778	1	600,000,000.00	136,666.67	0.00	0.00	0.00	0.00	136,666.67
10/07/18	0.0820	0.0200	0.002778	1	600,000,000.00	136,666.67	0.00	0.00	0.00	0.00	273,333.33
10/08/18	0.0820	0.0200	0.002778	1	600,000,000.00	136,666.67	0.00	0.00	0.00	0.00	410,000.00
10/09/18	0.0820	0.0200	0.002778	1	600,000,000.00	136,666.67	0.00	0.00	0.00	0.00	546,666.67
10/10/18	0.0820	0.0200	0.002778	1	600,000,000.00	136,666.67	0.00	0.00	0.00	0.00	683,333.33
10/11/18	0.0820	0.0200	0.002778	1	600,000,000.00	136,666.67	0.00	0.00	0.00	0.00	820,000.00
10/12/18	0.0820	0.0200	0.002778	1	600,000,000.00	136,666.67	0.00	0.00	0.00	0.00	956,666.67
10/13/18	0.0820	0.0200	0.002778	1	600,000,000.00	136,666.67	0.00	0.00	0.00	0.00	1,093,333.33
10/14/18	0.0820	0.0200	0.002778	1	600,000,000.00	136,666.67	0.00	0.00	0.00	0.00	1,230,000.00
10/15/18	0.0820	0.0200	0.002778	1	600,000,000.00	136,666.67	0.00	0.00	0.00	0.00	1,366,666.67
10/16/18	0.0820	0.0200	0.002778	1	600,000,000.00	136,666.67	0.00	0.00	0.00	0.00	1,503,333.33
10/17/18	0.0820	0.0200	0.002778	1	600,000,000.00	136,666.67	0.00	0.00	0.00	0.00	1,640,000.00
10/18/18	0.0820	0.0200	0.002778	1	600,000,000.00	136,666.67	0.00	0.00	0.00	0.00	1,776,666.67
10/19/18	0.0820	0.0200	0.002778	1	600,000,000.00	136,666.67	0.00	0.00	0.00	0.00	1,913,333.33
10/20/18	0.0820	0.0200	0.002778	1	600,000,000.00	136,666.67	0.00	0.00	0.00	0.00	2,050,000.00
10/21/18	0.0820	0.0200	0.002778	1	600,000,000.00	136,666.67	0.00	0.00	0.00	0.00	2,186,666.67
10/22/18	0.0820	0.0200	0.002778	1	600,000,000.00	136,666.67	0.00	0.00	0.00	0.00	2,323,333.33
10/23/18	0.0820	0.0200	0.002778	1	600,000,000.00	136,666.67	0.00	0.00	0.00	0.00	2,460,000.00
10/24/18	0.0820	0.0200	0.002778	1	600,000,000.00	136,666.67	0.00	0.00	0.00	0.00	2,596,666.67
10/25/18	0.0820	0.0200	0.002778	1	600,000,000.00	136,666.67	0.00	0.00	0.00	0.00	2,733,333.33
10/26/18	0.0820	0.0200	0.002778	1	600,000,000.00	136,666.67	0.00	0.00	0.00	0.00	2,870,000.00
10/27/18	0.0820	0.0200	0.002778	1	600,000,000.00	136,666.67	0.00	0.00	0.00	0.00	3,006,666.67
10/28/18	0.0820	0.0200	0.002778	1	600,000,000.00	136,666.67	0.00	0.00	0.00	0.00	3,143,333.33
10/29/18	0.0820	0.0200	0.002778	1	600,000,000.00	136,666.67	0.00	0.00	0.00	0.00	3,280,000.00
10/30/18	0.0820	0.0200	0.002778	0	600,000,000.00	0.00	0.00	0.00	0.00	0.00	3,280,000.00
10/31/18	0.0820	0.0200	0.002778	1	600,000,000.00	136,666.67	0.00	0.00	0.00	0.00	3,416,666.67
11/01/18	0.0820	0.0200	0.002778	1	600,000,000.00	136,666.67	0.00	0.00	0.00	0.00	3,553,333.33
11/02/18	0.0820	0.0200	0.002778	1	600,000,000.00	136,666.67	0.00	0.00	0.00	0.00	3,690,000.00
11/03/18	0.0820	0.0200	0.002778	1	600,000,000.00	136,666.67	0.00	0.00	0.00	0.00	3,826,666.67
11/04/18	0.0820	0.0200	0.002778	1	600,000,000.00	136,666.67	0.00	0.00	0.00	0.00	3,963,333.33
11/05/18	0.0820	0.0200	0.002778	1	600,000,000.00	136,666.67	0.00	0.00	0.00	0.00	4,100,000.00

Appendix 8 (cont.)

Class Interest Amount for the Series 2018-1 Notes (cont.)

Date	Class Interest			Daycount	Class Principal Balance	Current Interest Due	Overdue Interest	Current Capitalized Interest	Overdue Capitalized Interest	Capitalized Interest	Class Interest Amount
	Rate	Overdue Incremental Rate	Denominator								
	8.20%	2.00%	360		EoD		EoD		EoD		
11/06/18	0.0820	0.0200	0.002778	1	600,000,000.00	136,666.67	0.00	0.00	0.00	0.00	4,236,666.67
11/07/18	0.0820	0.0200	0.002778	1	600,000,000.00	136,666.67	0.00	0.00	0.00	0.00	4,373,333.33
11/08/18	0.0820	0.0200	0.002778	1	600,000,000.00	136,666.67	0.00	0.00	0.00	0.00	4,510,000.00
11/09/18	0.0820	0.0200	0.002778	1	600,000,000.00	136,666.67	0.00	0.00	0.00	0.00	4,646,666.67
11/10/18	0.0820	0.0200	0.002778	1	600,000,000.00	136,666.67	0.00	0.00	0.00	0.00	4,783,333.33
11/11/18	0.0820	0.0200	0.002778	1	600,000,000.00	136,666.67	0.00	0.00	0.00	0.00	4,920,000.00
11/12/18	0.0820	0.0200	0.002778	1	600,000,000.00	136,666.67	0.00	0.00	0.00	0.00	5,056,666.67
11/13/18	0.0820	0.0200	0.002778	1	600,000,000.00	136,666.67	0.00	0.00	0.00	0.00	5,193,333.33
11/14/18	0.0820	0.0200	0.002778	1	600,000,000.00	136,666.67	0.00	0.00	0.00	0.00	5,330,000.00
11/15/18	0.0820	0.0200	0.002778	1	600,000,000.00	136,666.67	0.00	0.00	0.00	0.00	5,466,666.67
11/16/18	0.0820	0.0200	0.002778	1	600,000,000.00	136,666.67	0.00	0.00	0.00	0.00	5,603,333.33
11/17/18	0.0820	0.0200	0.002778	1	600,000,000.00	136,666.67	0.00	0.00	0.00	0.00	5,740,000.00
11/18/18	0.0820	0.0200	0.002778	1	600,000,000.00	136,666.67	0.00	0.00	0.00	0.00	5,876,666.67
11/19/18	0.0820	0.0200	0.002778	1	600,000,000.00	136,666.67	0.00	0.00	0.00	0.00	6,013,333.33
11/20/18	0.0820	0.0200	0.002778	1	600,000,000.00	136,666.67	0.00	0.00	0.00	0.00	6,150,000.00
11/21/18	0.0820	0.0200	0.002778	1	600,000,000.00	136,666.67	0.00	0.00	0.00	0.00	6,286,666.67
11/22/18	0.0820	0.0200	0.002778	1	600,000,000.00	136,666.67	0.00	0.00	0.00	0.00	6,423,333.33
11/23/18	0.0820	0.0200	0.002778	1	600,000,000.00	136,666.67	0.00	0.00	0.00	0.00	6,560,000.00
11/24/18	0.0820	0.0200	0.002778	1	600,000,000.00	136,666.67	0.00	0.00	0.00	0.00	6,696,666.67
11/25/18	0.0820	0.0200	0.002778	1	600,000,000.00	136,666.67	0.00	0.00	0.00	0.00	6,833,333.33
11/26/18	0.0820	0.0200	0.002778	1	600,000,000.00	136,666.67	0.00	0.00	0.00	0.00	6,970,000.00
11/27/18	0.0820	0.0200	0.002778	1	600,000,000.00	136,666.67	0.00	0.00	0.00	0.00	7,106,666.67
11/28/18	0.0820	0.0200	0.002778	1	600,000,000.00	136,666.67	0.00	0.00	0.00	0.00	7,243,333.33
11/29/18	0.0820	0.0200	0.002778	1	600,000,000.00	136,666.67	0.00	0.00	0.00	0.00	7,380,000.00
11/30/18	0.0820	0.0200	0.002778	1	600,000,000.00	136,666.67	0.00	0.00	0.00	0.00	7,516,666.67
12/01/18	0.0820	0.0200	0.002778	1	600,000,000.00	136,666.67	0.00	0.00	0.00	0.00	7,653,333.33
12/02/18	0.0820	0.0200	0.002778	1	600,000,000.00	136,666.67	0.00	0.00	0.00	0.00	7,790,000.00
12/03/18	0.0820	0.0200	0.002778	1	600,000,000.00	136,666.67	0.00	0.00	0.00	0.00	7,926,666.67
12/04/18	0.0820	0.0200	0.002778	1	600,000,000.00	136,666.67	0.00	0.00	0.00	0.00	8,063,333.33
12/05/18	0.0820	0.0200	0.002778	1	600,000,000.00	136,666.67	0.00	0.00	0.00	0.00	8,200,000.00

Appendix 8 (cont.)

Class Interest Amount for the Series 2018-1 Notes (cont.)

Date	Class Interest			Daycount	Class Principal Balance	Current Interest Due	Overdue Interest	Current Capitalized Interest	Overdue Capitalized Interest	Capitalized Interest	Class Interest Amount
	Rate	Overdue Incremental Rate	Denominator								
	8.20%	2.00%	360		EoD		EoD		EoD		
12/06/18	0.0820	0.0200	0.002778	1	600,000,000.00	136,666.67	0.00	0.00	0.00	0.00	8,336,666.67
12/07/18	0.0820	0.0200	0.002778	1	600,000,000.00	136,666.67	0.00	0.00	0.00	0.00	8,473,333.33
12/08/18	0.0820	0.0200	0.002778	1	600,000,000.00	136,666.67	0.00	0.00	0.00	0.00	8,610,000.00
12/09/18	0.0820	0.0200	0.002778	1	600,000,000.00	136,666.67	0.00	0.00	0.00	0.00	8,746,666.67
12/10/18	0.0820	0.0200	0.002778	1	600,000,000.00	136,666.67	0.00	0.00	0.00	0.00	8,883,333.33
12/11/18	0.0820	0.0200	0.002778	1	600,000,000.00	136,666.67	0.00	0.00	0.00	0.00	9,020,000.00
12/12/18	0.0820	0.0200	0.002778	1	600,000,000.00	136,666.67	0.00	0.00	0.00	0.00	9,156,666.67
12/13/18	0.0820	0.0200	0.002778	1	600,000,000.00	136,666.67	0.00	0.00	0.00	0.00	9,293,333.33
12/14/18	0.0820	0.0200	0.002778	1	600,000,000.00	136,666.67	0.00	0.00	0.00	0.00	9,430,000.00
12/15/18	0.0820	0.0200	0.002778	1	600,000,000.00	136,666.67	0.00	0.00	0.00	0.00	9,566,666.67
12/16/18	0.0820	0.0200	0.002778	1	600,000,000.00	136,666.67	0.00	0.00	0.00	0.00	9,703,333.33
12/17/18	0.0820	0.0200	0.002778	1	600,000,000.00	136,666.67	0.00	0.00	0.00	0.00	9,840,000.00
12/18/18	0.0820	0.0200	0.002778	1	600,000,000.00	136,666.67	0.00	0.00	0.00	0.00	9,976,666.67
12/19/18	0.0820	0.0200	0.002778	1	600,000,000.00	136,666.67	0.00	0.00	0.00	0.00	10,113,333.33
12/20/18	0.0820	0.0200	0.002778	1	600,000,000.00	136,666.67	0.00	0.00	0.00	0.00	10,250,000.00
12/21/18	0.0820	0.0200	0.002778	1	600,000,000.00	136,666.67	0.00	0.00	0.00	0.00	10,386,666.67
12/22/18	0.0820	0.0200	0.002778	1	600,000,000.00	136,666.67	0.00	0.00	0.00	0.00	10,523,333.33
12/23/18	0.0820	0.0200	0.002778	1	600,000,000.00	136,666.67	0.00	0.00	0.00	0.00	10,660,000.00
12/24/18	0.0820	0.0200	0.002778	1	600,000,000.00	136,666.67	0.00	0.00	0.00	0.00	10,796,666.67
12/25/18	0.0820	0.0200	0.002778	1	600,000,000.00	136,666.67	0.00	0.00	0.00	0.00	10,933,333.33
12/26/18	0.0820	0.0200	0.002778	1	600,000,000.00	136,666.67	0.00	0.00	0.00	0.00	11,070,000.00
12/27/18	0.0820	0.0200	0.002778	1	600,000,000.00	136,666.67	0.00	0.00	0.00	0.00	11,206,666.67
12/28/18	0.0820	0.0200	0.002778	1	600,000,000.00	136,666.67	0.00	0.00	0.00	0.00	11,343,333.33
12/29/18	0.0820	0.0200	0.002778	1	600,000,000.00	136,666.67	0.00	0.00	0.00	0.00	11,480,000.00
12/30/18	0.0820	0.0200	0.002778	0	600,000,000.00	0.00	0.00	0.00	0.00	0.00	11,480,000.00
12/31/18	0.0820	0.0200	0.002778	1	600,000,000.00	136,666.67	0.00	0.00	0.00	0.00	11,616,666.67
01/01/19	0.0820	0.0200	0.002778	1	600,000,000.00	136,666.67	0.00	0.00	0.00	0.00	11,753,333.33
01/02/19	0.0820	0.0200	0.002778	1	600,000,000.00	136,666.67	0.00	0.00	0.00	0.00	11,890,000.00
01/03/19	0.0820	0.0200	0.002778	1	600,000,000.00	136,666.67	0.00	0.00	0.00	0.00	12,026,666.67
01/04/19	0.0820	0.0200	0.002778	1	600,000,000.00	136,666.67	0.00	0.00	0.00	0.00	12,163,333.33
01/05/19	0.0820	0.0200	0.002778	1	600,000,000.00	136,666.67	0.00	0.00	0.00	0.00	12,300,000.00
01/06/19				**90**		**12,300,000.00**		**0.00**			**12,300,000.00**

Appendix 8

Class Interest Amount for the Series 2018-1 Notes

Date	Class Interest			Daycount	Class Principal Balance	Current Interest Due	Overdue Interest	Current Capitalized Interest	Overdue Capitalized Interest	Capitalized Interest	Class Interest Amount
	Rate	Overdue Incremental Rate	Denominator								
	8.20%	2.00%	360		EoD		EoD		EoD		
01/06/19	0.0820	0.0200	0.002778	1	600,000,000.00	136,666.67	0.00	0.00	0.00	0.00	136,666.67
01/07/19	0.0820	0.0200	0.002778	1	600,000,000.00	136,666.67	0.00	0.00	0.00	0.00	273,333.33
01/08/19	0.0820	0.0200	0.002778	1	600,000,000.00	136,666.67	0.00	0.00	0.00	0.00	410,000.00
01/09/19	0.0820	0.0200	0.002778	1	600,000,000.00	136,666.67	0.00	0.00	0.00	0.00	546,666.67
01/10/19	0.0820	0.0200	0.002778	1	600,000,000.00	136,666.67	0.00	0.00	0.00	0.00	683,333.33
01/11/19	0.0820	0.0200	0.002778	1	600,000,000.00	136,666.67	0.00	0.00	0.00	0.00	820,000.00
01/12/19	0.0820	0.0200	0.002778	1	600,000,000.00	136,666.67	0.00	0.00	0.00	0.00	956,666.67
01/13/19	0.0820	0.0200	0.002778	1	600,000,000.00	136,666.67	0.00	0.00	0.00	0.00	1,093,333.33
01/14/19	0.0820	0.0200	0.002778	1	600,000,000.00	136,666.67	0.00	0.00	0.00	0.00	1,230,000.00
01/15/19	0.0820	0.0200	0.002778	1	600,000,000.00	136,666.67	0.00	0.00	0.00	0.00	1,366,666.67
01/16/19	0.0820	0.0200	0.002778	1	600,000,000.00	136,666.67	0.00	0.00	0.00	0.00	1,503,333.33
01/17/19	0.0820	0.0200	0.002778	1	600,000,000.00	136,666.67	0.00	0.00	0.00	0.00	1,640,000.00
01/18/19	0.0820	0.0200	0.002778	1	600,000,000.00	136,666.67	0.00	0.00	0.00	0.00	1,776,666.67
01/19/19	0.0820	0.0200	0.002778	1	600,000,000.00	136,666.67	0.00	0.00	0.00	0.00	1,913,333.33
01/20/19	0.0820	0.0200	0.002778	1	600,000,000.00	136,666.67	0.00	0.00	0.00	0.00	2,050,000.00
01/21/19	0.0820	0.0200	0.002778	1	600,000,000.00	136,666.67	0.00	0.00	0.00	0.00	2,186,666.67
01/22/19	0.0820	0.0200	0.002778	1	600,000,000.00	136,666.67	0.00	0.00	0.00	0.00	2,323,333.33
01/23/19	0.0820	0.0200	0.002778	1	600,000,000.00	136,666.67	0.00	0.00	0.00	0.00	2,460,000.00
01/24/19	0.0820	0.0200	0.002778	1	600,000,000.00	136,666.67	0.00	0.00	0.00	0.00	2,596,666.67
01/25/19	0.0820	0.0200	0.002778	1	600,000,000.00	136,666.67	0.00	0.00	0.00	0.00	2,733,333.33
01/26/19	0.0820	0.0200	0.002778	1	600,000,000.00	136,666.67	0.00	0.00	0.00	0.00	2,870,000.00
01/27/19	0.0820	0.0200	0.002778	1	600,000,000.00	136,666.67	0.00	0.00	0.00	0.00	3,006,666.67
01/28/19	0.0820	0.0200	0.002778	1	600,000,000.00	136,666.67	0.00	0.00	0.00	0.00	3,143,333.33
01/29/19	0.0820	0.0200	0.002778	1	600,000,000.00	136,666.67	0.00	0.00	0.00	0.00	3,280,000.00
01/30/19	0.0820	0.0200	0.002778	0	600,000,000.00	0.00	0.00	0.00	0.00	0.00	3,280,000.00
01/31/19	0.0820	0.0200	0.002778	1	600,000,000.00	136,666.67	0.00	0.00	0.00	0.00	3,416,666.67
02/01/19	0.0820	0.0200	0.002778	1	600,000,000.00	136,666.67	0.00	0.00	0.00	0.00	3,553,333.33
02/02/19	0.0820	0.0200	0.002778	1	600,000,000.00	136,666.67	0.00	0.00	0.00	0.00	3,690,000.00
02/03/19	0.0820	0.0200	0.002778	1	600,000,000.00	136,666.67	0.00	0.00	0.00	0.00	3,826,666.67
02/04/19	0.0820	0.0200	0.002778	1	600,000,000.00	136,666.67	0.00	0.00	0.00	0.00	3,963,333.33
02/05/19	0.0820	0.0200	0.002778	1	600,000,000.00	136,666.67	0.00	0.00	0.00	0.00	4,100,000.00

Appendix 8 (cont.)

Class Interest Amount for the Series 2018-1 Notes (cont.)

Date	Class Interest			Daycount	Class Principal Balance	Current Interest Due	Overdue Interest	Current Capitalized Interest	Overdue Capitalized Interest	Capitalized Interest	Class Interest Amount
	Rate	Overdue Incremental Rate	Denominator								
	8.20%	2.00%	360		EoD		EoD		EoD		
02/06/19	0.0820	0.0200	0.002778	1	600,000,000.00	136,666.67	0.00	0.00	0.00	0.00	4,236,666.67
02/07/19	0.0820	0.0200	0.002778	1	600,000,000.00	136,666.67	0.00	0.00	0.00	0.00	4,373,333.33
02/08/19	0.0820	0.0200	0.002778	1	600,000,000.00	136,666.67	0.00	0.00	0.00	0.00	4,510,000.00
02/09/19	0.0820	0.0200	0.002778	1	600,000,000.00	136,666.67	0.00	0.00	0.00	0.00	4,646,666.67
02/10/19	0.0820	0.0200	0.002778	1	600,000,000.00	136,666.67	0.00	0.00	0.00	0.00	4,783,333.33
02/11/19	0.0820	0.0200	0.002778	1	600,000,000.00	136,666.67	0.00	0.00	0.00	0.00	4,920,000.00
02/12/19	0.0820	0.0200	0.002778	1	600,000,000.00	136,666.67	0.00	0.00	0.00	0.00	5,056,666.67
02/13/19	0.0820	0.0200	0.002778	1	600,000,000.00	136,666.67	0.00	0.00	0.00	0.00	5,193,333.33
02/14/19	0.0820	0.0200	0.002778	1	600,000,000.00	136,666.67	0.00	0.00	0.00	0.00	5,330,000.00
02/15/19	0.0820	0.0200	0.002778	1	600,000,000.00	136,666.67	0.00	0.00	0.00	0.00	5,466,666.67
02/16/19	0.0820	0.0200	0.002778	1	600,000,000.00	136,666.67	0.00	0.00	0.00	0.00	5,603,333.33
02/17/19	0.0820	0.0200	0.002778	1	600,000,000.00	136,666.67	0.00	0.00	0.00	0.00	5,740,000.00
02/18/19	0.0820	0.0200	0.002778	1	600,000,000.00	136,666.67	0.00	0.00	0.00	0.00	5,876,666.67
02/19/19	0.0820	0.0200	0.002778	1	600,000,000.00	136,666.67	0.00	0.00	0.00	0.00	6,013,333.33
02/20/19	0.0820	0.0200	0.002778	1	600,000,000.00	136,666.67	0.00	0.00	0.00	0.00	6,150,000.00
02/21/19	0.0820	0.0200	0.002778	1	600,000,000.00	136,666.67	0.00	0.00	0.00	0.00	6,286,666.67
02/22/19	0.0820	0.0200	0.002778	1	600,000,000.00	136,666.67	0.00	0.00	0.00	0.00	6,423,333.33
02/23/19	0.0820	0.0200	0.002778	1	600,000,000.00	136,666.67	0.00	0.00	0.00	0.00	6,560,000.00
02/24/19	0.0820	0.0200	0.002778	1	600,000,000.00	136,666.67	0.00	0.00	0.00	0.00	6,696,666.67
02/25/19	0.0820	0.0200	0.002778	1	600,000,000.00	136,666.67	0.00	0.00	0.00	0.00	6,833,333.33
02/26/19	0.0820	0.0200	0.002778	1	600,000,000.00	136,666.67	0.00	0.00	0.00	0.00	6,970,000.00
02/27/19	0.0820	0.0200	0.002778	1	600,000,000.00	136,666.67	0.00	0.00	0.00	0.00	7,106,666.67
02/28/19	0.0820	0.0200	0.002778	3	600,000,000.00	410,000.00	0.00	0.00	0.00	0.00	7,516,666.67
03/01/19	0.0820	0.0200	0.002778	1	600,000,000.00	136,666.67	0.00	0.00	0.00	0.00	7,653,333.33
03/02/19	0.0820	0.0200	0.002778	1	600,000,000.00	136,666.67	0.00	0.00	0.00	0.00	7,790,000.00
03/03/19	0.0820	0.0200	0.002778	1	600,000,000.00	136,666.67	0.00	0.00	0.00	0.00	7,926,666.67
03/04/19	0.0820	0.0200	0.002778	1	600,000,000.00	136,666.67	0.00	0.00	0.00	0.00	8,063,333.33
03/05/19	0.0820	0.0200	0.002778	1	600,000,000.00	136,666.67	0.00	0.00	0.00	0.00	8,200,000.00

Appendix 8 (cont.)

Class Interest Amount for the Series 2018-1 Notes (cont.)

Date	Class Interest			Daycount	Class Principal Balance	Current Interest Due	Overdue Interest	Current Capitalized Interest	Overdue Capitalized Interest	Capitalized Interest	Class Interest Amount
	Rate	Overdue Incremental Rate	Denominator								
	8.20%	2.00%	360		EoD		EoD		EoD		
03/06/19	0.0820	0.0200	0.002778	1	600,000,000.00	136,666.67	0.00	0.00	0.00	0.00	8,336,666.67
03/07/19	0.0820	0.0200	0.002778	1	600,000,000.00	136,666.67	0.00	0.00	0.00	0.00	8,473,333.33
03/08/19	0.0820	0.0200	0.002778	1	600,000,000.00	136,666.67	0.00	0.00	0.00	0.00	8,610,000.00
03/09/19	0.0820	0.0200	0.002778	1	600,000,000.00	136,666.67	0.00	0.00	0.00	0.00	8,746,666.67
03/10/19	0.0820	0.0200	0.002778	1	600,000,000.00	136,666.67	0.00	0.00	0.00	0.00	8,883,333.33
03/11/19	0.0820	0.0200	0.002778	1	600,000,000.00	136,666.67	0.00	0.00	0.00	0.00	9,020,000.00
03/12/19	0.0820	0.0200	0.002778	1	600,000,000.00	136,666.67	0.00	0.00	0.00	0.00	9,156,666.67
03/13/19	0.0820	0.0200	0.002778	1	600,000,000.00	136,666.67	0.00	0.00	0.00	0.00	9,293,333.33
03/14/19	0.0820	0.0200	0.002778	1	600,000,000.00	136,666.67	0.00	0.00	0.00	0.00	9,430,000.00
03/15/19	0.0820	0.0200	0.002778	1	600,000,000.00	136,666.67	0.00	0.00	0.00	0.00	9,566,666.67
03/16/19	0.0820	0.0200	0.002778	1	600,000,000.00	136,666.67	0.00	0.00	0.00	0.00	9,703,333.33
03/17/19	0.0820	0.0200	0.002778	1	600,000,000.00	136,666.67	0.00	0.00	0.00	0.00	9,840,000.00
03/18/19	0.0820	0.0200	0.002778	1	600,000,000.00	136,666.67	0.00	0.00	0.00	0.00	9,976,666.67
03/19/19	0.0820	0.0200	0.002778	1	600,000,000.00	136,666.67	0.00	0.00	0.00	0.00	10,113,333.33
03/20/19	0.0820	0.0200	0.002778	1	600,000,000.00	136,666.67	0.00	0.00	0.00	0.00	10,250,000.00
03/21/19	0.0820	0.0200	0.002778	1	600,000,000.00	136,666.67	0.00	0.00	0.00	0.00	10,386,666.67
03/22/19	0.0820	0.0200	0.002778	1	600,000,000.00	136,666.67	0.00	0.00	0.00	0.00	10,523,333.33
03/23/19	0.0820	0.0200	0.002778	1	600,000,000.00	136,666.67	0.00	0.00	0.00	0.00	10,660,000.00
03/24/19	0.0820	0.0200	0.002778	1	600,000,000.00	136,666.67	0.00	0.00	0.00	0.00	10,796,666.67
03/25/19	0.0820	0.0200	0.002778	1	600,000,000.00	136,666.67	0.00	0.00	0.00	0.00	10,933,333.33
03/26/19	0.0820	0.0200	0.002778	1	600,000,000.00	136,666.67	0.00	0.00	0.00	0.00	11,070,000.00
03/27/19	0.0820	0.0200	0.002778	1	600,000,000.00	136,666.67	0.00	0.00	0.00	0.00	11,206,666.67
03/28/19	0.0820	0.0200	0.002778	1	600,000,000.00	136,666.67	0.00	0.00	0.00	0.00	11,343,333.33
03/29/19	0.0820	0.0200	0.002778	1	600,000,000.00	136,666.67	0.00	0.00	0.00	0.00	11,480,000.00
03/30/19	0.0820	0.0200	0.002778	0	600,000,000.00	0.00	0.00	0.00	0.00	0.00	11,480,000.00
03/31/19	0.0820	0.0200	0.002778	1	600,000,000.00	136,666.67	0.00	0.00	0.00	0.00	11,616,666.67
04/01/19	0.0820	0.0200	0.002778	1	600,000,000.00	136,666.67	0.00	0.00	0.00	0.00	11,753,333.33
04/02/19	0.0820	0.0200	0.002778	1	600,000,000.00	136,666.67	0.00	0.00	0.00	0.00	11,890,000.00
04/03/19	0.0820	0.0200	0.002778	1	600,000,000.00	136,666.67	0.00	0.00	0.00	0.00	12,026,666.67
04/04/19	0.0820	0.0200	0.002778	1	600,000,000.00	136,666.67	0.00	0.00	0.00	0.00	12,163,333.33
04/05/19	0.0820	0.0200	0.002778	1	600,000,000.00	136,666.67	0.00	0.00	0.00	0.00	12,300,000.00
04/06/19				**90**		**12,300,000.00**		**0.00**			**12,300,000.00**

November 28, 2018

TRANSFER REPORT

This Transfer Report has been prepared by Banco do Brasil S.A., for its role as Bond Administrator in connection with the issuance of (a) US$ 2,000,000,000 aggregate principal amount of 6.25% Series 2014-1 Notes due 2024 (the "Series 2014-1 Notes"); (b) R$ 2,400,000,000 aggregate principal amount of 16.25% Series 2014-2 Notes due 2022 (the "Series 2014-2 Notes"), (c) US$ 1,100,000,000 aggregate principal amount of 6.75% Series 2014-3 Notes due 2027 (the "Series 2014-3 Notes"); and (d) US$ 600,000,000 aggregate principal amount of 8.20% Series 2018-1 Notes due 2028 by Rio Oil Finance Trust and in accordance with the terms set forth in the Amended and Restated Indenture dated as of June 20, 2014, and as amended and restated as of April 03, 2018 (the "Indenture"), in the Amended and Restated Series 2014-1 Indenture Supplement and the Amended and Restated Series 2014-2 Indenture Supplement, dated as of June 20, 2014, and as amended and restated as of March 07, 2018, in the Amended and Restated Series 2014-3 Indenture Supplement dated as of November 21, 2014, and as amended and restated as of March 07, 2018, and in the Series 2018-1 Indenture Supplement dated as of April 19, 2018 (the "Indenture Supplements").

Some of the terms set forth in the Indenture and in the Indenture Supplements were amended by that certain Waiver and Amendment Agreement dated as of October 20, 2015 (the "First Waiver and Amendment Agreement"), by that certain Waiver and Amendment Agreement dated as of June 20, 2016 (the "Second Waiver and Amendment Agreement"), by that certain Waiver and Amendment Agreement dated as of October 11, 2016 (the "Third Waiver and Amendment Agreement"), by that certain Rescission and Amendment Agreement dated as of December 05, 2016 (the "Fourth Rescission and Amendment Agreement"), by that certain Rescission and Amendment Agreement dated as of December 04, 2017 (the "Fifth Rescission and Amendment Agreement"), and by that certain Waiver, Rescission and Amendment Agreement dated as of March 07, 2018 (the "Sixth Waiver, Rescission and Amendment Agreement''), and are fully reflected in all calculations of this Transfer Report.

The duties and obligations of Banco do Brasil S.A. is determined solely by the express provisions of the Indenture and the other Transactions Documents which it is a part, such as the responsibility for making all the calculations and determinations including, but not limited to, Transfer Amounts. Banco do Brasil S.A. shall not be liable except for the performance of such duties and obligations.

Banco do Brasil S.A. may conclusively rely as to the truth of the statements and the correctness of the opinions expressed in any Transaction Document and upon any statements, certificates or opinions furnished in writing to Banco do Brasil S.A. pursuant to any of the Transaction Documents and conforming to the requirements of the Transaction Documents. Banco do Brasil S.A. may conclusively rely upon, and shall be protected in acting or refraining from acting upon, and shall not be bound to make any investigation into the facts or matters stated in a written resolution, certificate, statement, instrument, opinion, report, notice, request, consent, order, note, Officer's Certificate, guaranty or other paper or document reasonably believed by it to be genuine and to have been signed or presented by the proper Person(s).

This Transfer Report is addressed exclusively to Citibank N.A. (the Indenture Trustee) to be used as Transfer Instructions of the Revenue Account Waterfall in each Transfer Date.

For the effects of this Transfer Report, the Reais Allocation Date is November 27, 2018, the Reais Transfer Date is November 28, 2018, the Allocation Date is November 28, 2018 and the Transfer Date is November 28, 2018.

The exchange rate for dollar/reais conversion used in this Transfer Report is R$ 3.8925.

Table of Contents

Section (A) – Collections Revenue and Expenses Breakdowns 4

Section (B) – Detailed Collections Account Waterfall..... 5

Section (C) – Detailed Revenue Account Waterfall..... 6

Section (D) – Transaction Accounts Balance..... 7

Section (E) – Other Information 8

Defined Terms

"Allocation Date" shall mean, with respect to any Transfer Date, the Business Day which is immediately prior to such Transfer Date.

"Officer's Certificate" shall mean, in the case any of the Issuer and the Sponsor and the Indenture Trustee, a certificate signed by an Authorized Officer or the president or chairman (or other equivalent officer) of such Person or acting on behalf of such Person.

"Person" shall mean any individual, corporation, company, partnership, joint venture, trust, estate, unincorporated association, Governmental Authority or other entity of whatever nature.

"Reais Allocation Date" shall mean, with respect of any Reais Transfer Date, the Business Day which is immediately prior to such Reais Transfer Date.

"Reais Transfer Date" shall mean each Business Day of each calendar month following a Business Day when, as of the Balance Transfer Time for the Bond Administrator, there are available funds in the Collections Account for allocation in accordance with the Indenture.

"Transaction Documents" shall mean, collectively, the Indenture, the Series 2014-1 Notes, the Series 2014-2 Notes, the Series 2014-1 Indenture Supplement, the Series 2014-2 Indenture Supplement, the Bill of Sale, the Royalties Rights Agreement, the Servicing Agreement, the Pledge Agreement, the Trust Agreement, the Initial Oil Revenue and Rights Bill of Sale, the Banco do Brasil Oil Revenue and Rights Bill of Sale, the Caixa Oil Revenue and Rights Bill of Sale, the Instruments and any Indenture Supplements with respect to future Series of Instruments, and any purchase agreement related to the Instruments.

"Transfer Amount" shall mean, as of any Transfer Date, any of the Issuer Expenses Transfer Amount, the Taxation Expenses Transfer Amount, the Servicer Fee Transfer Amount, the Reserve LC Expenses Transfer Amount, any Debt Service Reserve Account Transfer Amount, any Series Senior Interest Transfer Amount for any Series of Securities, any Series Senior Scheduled Principal Transfer Amount for any Series of Securities, any Series Senior Excess Scheduled Principal Transfer Amount for any Series of Securities, any Series Senior Accelerated Principal Transfer Amount for any Series of Securities, any Series Senior Excess Accelerated Principal Transfer amount for any Series of Securities, any Series Subordinated Interest Transfer Amount for any Series of Securities, any Series Subordinated Scheduled Principal Transfer Amount for any Series of Securities, and/or any Series Subordinated Accelerated Principal Transfer Amount for any Series of Securities, each as of such Transfer Date.

"Transfer Date" shall mean each Business Day of each calendar month when there are available funds in the Revenue Account for distribution in accordance with the Revenue Account Waterfall.

"Transfer Instructions" shall have the meaning set forth in Section 4.10(b) of the Indenture, as follow *"On any Reais Transfer Date, prior to transferring any amounts, the Bond Administrator shall (i) first calculate the allocation of funds assuming that (A) the full amount of funds available for transfer on such Reais Transfer Date are allocated for transfer in accordance with the Collections Account Waterfall and (B) the full amount of funds available for transfer on such Transfer Date are allocated for transfer on such Transfer Date in accordance with the Revenue Account Waterfall and the Bond Administrator shall reduce such calculations to written transfer instructions for such Reais Transfer Date, the related Transfer Date or a related Payment Date.*"

Section (A) – Collections Revenue and Expense Breakdowns

The tables below show the total Collections and any other amounts received by the Servicer on such Reais Allocation Date, with respect to the Collateral of the transaction.

RJS Oil Revenues and RJS Oil Revenue Rights	Amount
Royalties – up to 5% (Law Nº 7,990 of December 28, 1989)	R$ 1,332,455.70
Royalties – more than 5% (Law Nº 9,478 of August 6, 1997)	R$ 980,804.25
Special Participations (Law Nº 9,478 of August 6, 1997)	R$ 873,566,277.95
FEP (Special Petroleum Fund) – Law Nº 7,990 and Law Nº 9,478	R$ 1,026,158.07
Total amount transfered to RJS Oil Revenues Dedicated Account	**R$ 876,905,695.97**

Statutory Oil Revenue Allocations by RJS	Amount
PASEP (Program for the Formation of Assets of Public Servants)	(R$ 8,769,056.94)
FECAM (State Fund for Environmental Conservation and Urban Development) [1]	R$ 0.00
Municipalities within RJS	(R$ 329,782.79)
Brazilian Federal Government (Assignment Agreement of October 29, 1999)	R$ 0.00
Conta B (State Decree Nº 43,783 of September 12, 2012)	R$ 0.00
Total RJS Oil Revenue Allocations	**(R$ 9,098,839.73)**

Assigned Oil Revenues and Assigned Oil Revenue Rights	Amount
RJS Oil Revenues and RJS Oil Revenue Rights	R$ 876,905,695.97
RJS Oil Revenue Allocations	(R$ 9,098,839.73)
Net amount transferred to Collections Account	**R$ 867,806,856.24**

1) According to the Amendment to the State of Rio de Janeiro Constitution Nº 70 of December 12, 2017 and the State Law Nº 178 of December 20, 2017 (the "FECAM Subordination Legislation"), amounts related to FECAM Allocation are not deducted from Royalties and Special Participations, but instead are allocated according to priority fifteenth of the Revenue Account Waterfall (Section 4.3.(o) of the Indenture).

Section (B) – Detailed Collections Account Waterfall

Collections Account Waterfall		Amount
Priority	**Description**	
First	Taxation Expenses Transfer Amount	R$ 0.00
Second	(i) Servicer Fee Transfer Amount	R$ 0.00
	(ii) Bond Administrator Fees Transfer Amount	R$ 0.00
	(iii) Brazilian Collateral Agent Fees Transfer Amount	R$ 0.00
	(iv) Excess Companhia Securitizadora Expenses Transfer Amount	R$ 0.00
Third	(i) to the Revenue Account	R$ 0.00
	(ii) (A) to the Series 2014-2 Special Series Account	R$ 0.00
	(ii) (B) to the Series 2014-2 Special Debt Service Reserve Account	R$ 0.00
	(ii) (C) to the Special Interest Liquidity Reserve Account	R$ 0.00
	(ii) (D) to the Special Interest Trigger Event Reserve Account	R$ 0.00
	(iii) to the holder of the Sponsor Note and/or RJS	R$ 0.00
Fourth	(i) (A), (B), (C) and (D)	R$ 0.00
	(ii) to the holder of the Sponsor Note and to RJS	(R$ 867,806,856.24)
Total Debt		**(R$ 867,806,856.24)**

Section (C) – Detailed Revenue Account Waterfall

Revenue Account Waterfall		Amount
Priority	**Description**	
First	Issuer Expenses Transfer Amount	US$ 0.00
Second	To the Series 2014-1 Senior Interest Subaccount	US$ 0.00
	To the Series 2014-2 Senior Interest Subaccount	US$ 0.00
	To the Series 2014-3 Senior Interest Subaccount	US$ 0.00
	To the Series 2018-1 Senior Interest Subaccount	US$ 0.00
Third	To the Series 2014-1 Senior Scheduled Principal Subaccount	US$ 0.00
	To the Series 2014-2 Senior Scheduled Principal Subaccount	US$ 0.00
	To the Series 2014-3 Senior Scheduled Principal Subaccount	US$ 0.00
	To the Series 2018-1 Senior Scheduled Principal Subaccount	US$ 0.00
Fourth	To the Series 2014-1 Debt Service Reserve Account	US$ 0.00
	To the Series 2014-2 Debt Service Reserve Account	US$ 0.00
	To the Series 2014-3 Debt Service Reserve Account	US$ 0.00
	To the Series 2018-1 Debt Service Reserve Account	US$ 0.00
Fifth	(i) To the Liquidity Reserve Account	US$ 0.00
	(ii) To the Special Interest Liquidity Reserve Account	US$ 0.00
Sixth	To the Series 2014-1 Senior Accelerated Principal Subaccount	US$ 0.00
	To the Series 2014-2 Senior Accelerated Principal Subaccount	US$ 0.00
	To the Series 2014-3 Senior Accelerated Principal Subaccount	US$ 0.00
	To the Series 2018-1 Senior Accelerated Principal Subaccount	US$ 0.00
Seventh	To the Series 2014-1 Senior Excess Interest Subaccount	US$ 0.00
	To the Series 2014-2 Senior Excess Interest Subaccount	US$ 0.00
	To the Series 2014-3 Senior Excess Interest Subaccount	US$ 0.00
	To the Series 2018-1 Senior Excess Interest Subaccount	US$ 0.00
Eighth	To the Series 2014-1 Senior Excess Scheduled Principal Subaccount	US$ 0.00
	To the Series 2014-2 Senior Excess Scheduled Principal Subaccount	US$ 0.00
	To the Series 2014-3 Senior Excess Scheduled Principal Subaccount	US$ 0.00
	To the Series 2018-1 Senior Excess Scheduled Principal Subaccount	US$ 0.00
Ninth	To the Series 2014-1 Senior Excess Accelerated Principal Subaccount	US$ 0.00
	To the Series 2014-2 Senior Excess Accelerated Principal Subaccount	US$ 0.00
	To the Series 2014-3 Senior Excess Accelerated Principal Subaccount	US$ 0.00
	To the Series 2018-1 Senior Excess Accelerated Principal Subaccount	US$ 0.00
Tenth	(i) to the Trigger Event Reserve Account	US$ 0.00
	(ii) to the Special Interest Trigger Event Reserve Account	US$ 0.00
Eleventh	Not applicable	US$ 0.00
Twelfth	Not applicable	US$ 0.00
Thirteenth	Not applicable	US$ 0.00
Fourteenth	To the Reserve LC Expenses Subaccount	US$ 0.00
Fifteenth	To the holder of the Sponsor Note and to RJS	(US$ 222,943,315.67)
Total Debt		**(US$ 222,943,315.67)**

Section (D) – Transaction Accounts Balance

Collections Account		Amount
Date	Description	
11/19/18	Balance	R$ 0.00
11/27/18	Assigned Oil Revenues and Assigned Oil Revenue Rights	R$ 867,905,695.97
11/27/18	To the holder of the Sponsor Note	(R$ 867,905,695.97)
Final Balance as of the close of business of November 27, 2018		**R$ 0.00**

Series 2014-2 Special Series Account		Amount
Date	Description	
11/19/18	Balance	R$ 52,092,566.83
Final Balance as of the close of business of November 27, 2018		**R$ 52,092,566.83**

Series 2014-2 Special Debt Service Reserve Account		Amount
Date	Description	
11/19/18	Balance	R$ 121,709,879.66
Final Balance as of the close of business of November 27, 2018		**R$ 121,709,879.66**

Special Interest Liquidity Reserve Account		Amount
Date	Description	
11/19/18	Balance	R$ 34,856,760.76
Final Balance as of the close of business of November 27, 2018		**R$ 34,856,760.76**

Special Interest Trigger Event Reserve Account		Amount
Date	Description	
11/19/18	Balance	R$ 0.00
Final Balance as of the close of business of November 27, 2018		**R$ 0.00**

Section (E) – Other Information

Events	Y / N
Has any Event of Default occurred or continued as of the close of business for the Indenture Trustee on the related Allocation Date?	No
Has any Trigger Event occurred or continued as of the close of business for the Indenture Trustee on the related Allocation Date?	No
Has any Bond Administrator Replacement Event occurred or continued as of the close of business for the Indenture Trustee on the related Allocation Date?	No
Has any Servicer Replacement Event occurred or continued as of the close of business for the Indenture Trustee on the related Allocation Date?	No
Has any Event of Default been declared as of the close of business for the Indenture Trustee on the related Allocation Date?	No
Has any Early Amortization Period been declared as of the close of business for the Indenture Trustee on the related Allocation Date?	No
Has there been the occurrence of conditions which give rise to any Sponsor Refund Obligations or any RJS Damages as of the close of business for the Indenture Trustee on the related Allocation Date?	No

November 30, 2018

TRANSFER REPORT

This Transfer Report has been prepared by Banco do Brasil S.A., for its role as Bond Administrator in connection with the issuance of (a) US$ 2,000,000,000 aggregate principal amount of 6.25% Series 2014-1 Notes due 2024 (the "Series 2014-1 Notes"); (b) R$ 2,400,000,000 aggregate principal amount of 16.25% Series 2014-2 Notes due 2022 (the "Series 2014-2 Notes"), (c) US$ 1,100,000,000 aggregate principal amount of 6.75% Series 2014-3 Notes due 2027 (the "Series 2014-3 Notes"); and (d) US$ 600,000,000 aggregate principal amount of 8.20% Series 2018-1 Notes due 2028 by Rio Oil Finance Trust and in accordance with the terms set forth in the Amended and Restated Indenture dated as of June 20, 2014, and as amended and restated as of April 03, 2018 (the "Indenture"), in the Amended and Restated Series 2014-1 Indenture Supplement and the Amended and Restated Series 2014-2 Indenture Supplement, dated as of June 20, 2014, and as amended and restated as of March 07, 2018, in the Amended and Restated Series 2014-3 Indenture Supplement dated as of November 21, 2014, and as amended and restated as of March 07, 2018, and in the Series 2018-1 Indenture Supplement dated as of April 19, 2018 (the "Indenture Supplements").

Some of the terms set forth in the Indenture and in the Indenture Supplements were amended by that certain Waiver and Amendment Agreement dated as of October 20, 2015 (the "First Waiver and Amendment Agreement"), by that certain Waiver and Amendment Agreement dated as of June 20, 2016 (the "Second Waiver and Amendment Agreement"), by that certain Waiver and Amendment Agreement dated as of October 11, 2016 (the "Third Waiver and Amendment Agreement"), by that certain Rescission and Amendment Agreement dated as of December 05, 2016 (the "Fourth Rescission and Amendment Agreement"), by that certain Rescission and Amendment Agreement dated as of December 04, 2017 (the "Fifth Rescission and Amendment Agreement"), and by that certain Waiver, Rescission and Amendment Agreement dated as of March 07, 2018 (the "Sixth Waiver, Rescission and Amendment Agreement''), and are fully reflected in all calculations of this Transfer Report.

The duties and obligations of Banco do Brasil S.A. is determined solely by the express provisions of the Indenture and the other Transactions Documents which it is a part, such as the responsibility for making all the calculations and determinations including, but not limited to, Transfer Amounts. Banco do Brasil S.A. shall not be liable except for the performance of such duties and obligations.

Banco do Brasil S.A. may conclusively rely as to the truth of the statements and the correctness of the opinions expressed in any Transaction Document and upon any statements, certificates or opinions furnished in writing to Banco do Brasil S.A. pursuant to any of the Transaction Documents and conforming to the requirements of the Transaction Documents. Banco do Brasil S.A. may conclusively rely upon, and shall be protected in acting or refraining from acting upon, and shall not be bound to make any investigation into the facts or matters stated in a written resolution, certificate, statement, instrument, opinion, report, notice, request, consent, order, note, Officer's Certificate, guaranty or other paper or document reasonably believed by it to be genuine and to have been signed or presented by the proper Person(s).

This Transfer Report is addressed exclusively to Citibank N.A. (the Indenture Trustee) to be used as Transfer Instructions of the Revenue Account Waterfall in each Transfer Date.

For the effects of this Transfer Report, the Reais Allocation Date is November 29, 2018, the Reais Transfer Date is November 30, 2018, the Allocation Date is November 30, 2018 and the Transfer Date is November 30, 2018.

The exchange rate for dollar/reais conversion used in this Transfer Report is R$ 3.8568.

Table of Contents

Section (A) – Collections Revenue and Expenses Breakdowns 4

Section (B) – Detailed Collections Account Waterfall..... 5

Section (C) – Detailed Revenue Account Waterfall..... 6

Section (D) – Transaction Accounts Balance..... 7

Section (E) – Other Information 8

Defined Terms

"Allocation Date" shall mean, with respect to any Transfer Date, the Business Day which is immediately prior to such Transfer Date.

"Officer's Certificate" shall mean, in the case any of the Issuer and the Sponsor and the Indenture Trustee, a certificate signed by an Authorized Officer or the president or chairman (or other equivalent officer) of such Person or acting on behalf of such Person.

"Person" shall mean any individual, corporation, company, partnership, joint venture, trust, estate, unincorporated association, Governmental Authority or other entity of whatever nature.

"Reais Allocation Date" shall mean, with respect of any Reais Transfer Date, the Business Day which is immediately prior to such Reais Transfer Date.

"Reais Transfer Date" shall mean each Business Day of each calendar month following a Business Day when, as of the Balance Transfer Time for the Bond Administrator, there are available funds in the Collections Account for allocation in accordance with the Indenture.

"Transaction Documents" shall mean, collectively, the Indenture, the Series 2014-1 Notes, the Series 2014-2 Notes, the Series 2014-1 Indenture Supplement, the Series 2014-2 Indenture Supplement, the Bill of Sale, the Royalties Rights Agreement, the Servicing Agreement, the Pledge Agreement, the Trust Agreement, the Initial Oil Revenue and Rights Bill of Sale, the Banco do Brasil Oil Revenue and Rights Bill of Sale, the Caixa Oil Revenue and Rights Bill of Sale, the Instruments and any Indenture Supplements with respect to future Series of Instruments, and any purchase agreement related to the Instruments.

"Transfer Amount" shall mean, as of any Transfer Date, any of the Issuer Expenses Transfer Amount, the Taxation Expenses Transfer Amount, the Servicer Fee Transfer Amount, the Reserve LC Expenses Transfer Amount, any Debt Service Reserve Account Transfer Amount, any Series Senior Interest Transfer Amount for any Series of Securities, any Series Senior Scheduled Principal Transfer Amount for any Series of Securities, any Series Senior Excess Scheduled Principal Transfer Amount for any Series of Securities, any Series Senior Accelerated Principal Transfer Amount for any Series of Securities, any Series Senior Excess Accelerated Principal Transfer amount for any Series of Securities, any Series Subordinated Interest Transfer Amount for any Series of Securities, any Series Subordinated Scheduled Principal Transfer Amount for any Series of Securities, and/or any Series Subordinated Accelerated Principal Transfer Amount for any Series of Securities, each as of such Transfer Date.

"Transfer Date" shall mean each Business Day of each calendar month when there are available funds in the Revenue Account for distribution in accordance with the Revenue Account Waterfall.

"Transfer Instructions" shall have the meaning set forth in Section 4.10(b) of the Indenture, as follow *"On any Reais Transfer Date, prior to transferring any amounts, the Bond Administrator shall (i) first calculate the allocation of funds assuming that (A) the full amount of funds available for transfer on such Reais Transfer Date are allocated for transfer in accordance with the Collections Account Waterfall and (B) the full amount of funds available for transfer on such Transfer Date are allocated for transfer on such Transfer Date in accordance with the Revenue Account Waterfall and the Bond Administrator shall reduce such calculations to written transfer instructions for such Reais Transfer Date, the related Transfer Date or a related Payment Date.*"

Section (A) – Collections Revenue and Expense Breakdowns

The tables below show the total Collections and any other amounts received by the Servicer on such Reais Allocation Date, with respect to the Collateral of the transaction.

RJS Oil Revenues and RJS Oil Revenue Rights	Amount
Royalties – up to 5% (Law Nº 7,990 of December 28, 1989)	R$ 35,952,246.31
Royalties – more than 5% (Law Nº 9,478 of August 6, 1997)	R$ 53,928,647.33
Special Participations (Law Nº 9,478 of August 6, 1997)	R$ 0.00
FEP (Special Petroleum Fund) – Law Nº 7,990 and Law Nº 9,478	R$ 161,777.70
Total amount transfered to RJS Oil Revenues Dedicated Account	**R$ 90,042,671.34**

Statutory Oil Revenue Allocations by RJS	Amount
PASEP (Program for the Formation of Assets of Public Servants)	(R$ 900,426.70)
FECAM (State Fund for Environmental Conservation and Urban Development) [1]	R$ 0.00
Municipalities within RJS	(R$ 8,898,180.96)
Brazilian Federal Government (Assignment Agreement of October 29, 1999)	R$ 0.00
Conta B (State Decree Nº 43,783 of September 12, 2012)	R$ 0.00
Total RJS Oil Revenue Allocations	**(R$ 9,798,607.66)**

Assigned Oil Revenues and Assigned Oil Revenue Rights	Amount
RJS Oil Revenues and RJS Oil Revenue Rights	R$ 90,042,671.34
RJS Oil Revenue Allocations	(R$ 9,798,607.66)
Net amount transferred to Collections Account	**R$ 80,244,063.68**

1) According to the Amendment to the State of Rio de Janeiro Constitution Nº 70 of December 12, 2017 and the State Law Nº 178 of December 20, 2017 (the "FECAM Subordination Legislation"), amounts related to FECAM Allocation are not deducted from Royalties and Special Participations, but instead are allocated according to priority fifteenth of the Revenue Account Waterfall (Section 4.3.(o) of the Indenture).

Section (B) – Detailed Collections Account Waterfall

Collections Account Waterfall		Amount
Priority	**Description**	
First	Taxation Expenses Transfer Amount	R$ 0.00
Second	(i) Servicer Fee Transfer Amount	R$ 0.00
	(ii) Bond Administrator Fees Transfer Amount	R$ 0.00
	(iii) Brazilian Collateral Agent Fees Transfer Amount	R$ 0.00
	(iv) Excess Companhia Securitizadora Expenses Transfer Amount	R$ 0.00
Third	(i) to the Revenue Account	R$ 0.00
	(ii) (A) to the Series 2014-2 Special Series Account	R$ 0.00
	(ii) (B) to the Series 2014-2 Special Debt Service Reserve Account	R$ 0.00
	(ii) (C) to the Special Interest Liquidity Reserve Account	R$ 0.00
	(ii) (D) to the Special Interest Trigger Event Reserve Account	R$ 0.00
	(iii) to the holder of the Sponsor Note and/or RJS	R$ 0.00
Fourth	(i) (A), (B), (C) and (D)	R$ 0.00
	(ii) to the holder of the Sponsor Note and to RJS	(R$ 80,244,063.68)
Total Debt		**(R$ 80,244,063.68)**

Section (C) – Detailed Revenue Account Waterfall

Revenue Account Waterfall		Amount
Priority	**Description**	
First	Issuer Expenses Transfer Amount	US$ 0.00
Second	To the Series 2014-1 Senior Interest Subaccount	US$ 0.00
	To the Series 2014-2 Senior Interest Subaccount	US$ 0.00
	To the Series 2014-3 Senior Interest Subaccount	US$ 0.00
	To the Series 2018-1 Senior Interest Subaccount	US$ 0.00
Third	To the Series 2014-1 Senior Scheduled Principal Subaccount	US$ 0.00
	To the Series 2014-2 Senior Scheduled Principal Subaccount	US$ 0.00
	To the Series 2014-3 Senior Scheduled Principal Subaccount	US$ 0.00
	To the Series 2018-1 Senior Scheduled Principal Subaccount	US$ 0.00
Fourth	To the Series 2014-1 Debt Service Reserve Account	US$ 0.00
	To the Series 2014-2 Debt Service Reserve Account	US$ 0.00
	To the Series 2014-3 Debt Service Reserve Account	US$ 0.00
	To the Series 2018-1 Debt Service Reserve Account	US$ 0.00
Fifth	(i) To the Liquidity Reserve Account	US$ 0.00
	(ii) To the Special Interest Liquidity Reserve Account	US$ 0.00
Sixth	To the Series 2014-1 Senior Accelerated Principal Subaccount	US$ 0.00
	To the Series 2014-2 Senior Accelerated Principal Subaccount	US$ 0.00
	To the Series 2014-3 Senior Accelerated Principal Subaccount	US$ 0.00
	To the Series 2018-1 Senior Accelerated Principal Subaccount	US$ 0.00
Seventh	To the Series 2014-1 Senior Excess Interest Subaccount	US$ 0.00
	To the Series 2014-2 Senior Excess Interest Subaccount	US$ 0.00
	To the Series 2014-3 Senior Excess Interest Subaccount	US$ 0.00
	To the Series 2018-1 Senior Excess Interest Subaccount	US$ 0.00
Eighth	To the Series 2014-1 Senior Excess Scheduled Principal Subaccount	US$ 0.00
	To the Series 2014-2 Senior Excess Scheduled Principal Subaccount	US$ 0.00
	To the Series 2014-3 Senior Excess Scheduled Principal Subaccount	US$ 0.00
	To the Series 2018-1 Senior Excess Scheduled Principal Subaccount	US$ 0.00
Ninth	To the Series 2014-1 Senior Excess Accelerated Principal Subaccount	US$ 0.00
	To the Series 2014-2 Senior Excess Accelerated Principal Subaccount	US$ 0.00
	To the Series 2014-3 Senior Excess Accelerated Principal Subaccount	US$ 0.00
	To the Series 2018-1 Senior Excess Accelerated Principal Subaccount	US$ 0.00
Tenth	(i) to the Trigger Event Reserve Account	US$ 0.00
	(ii) to the Special Interest Trigger Event Reserve Account	US$ 0.00
Eleventh	Not applicable	US$ 0.00
Twelfth	Not applicable	US$ 0.00
Thirteenth	Not applicable	US$ 0.00
Fourteenth	To the Reserve LC Expenses Subaccount	US$ 0.00
Fifteenth	To the holder of the Sponsor Note and to RJS	(US$ 20,805,865.92)
Total Debt		**(US$ 20,805,865.92)**

Section (D) – Transaction Accounts Balance

Collections Account		Amount
Date	Description	
11/27/18	Balance	R$ 0.00
11/29/18	Assigned Oil Revenues and Assigned Oil Revenue Rights	R$ 80,244,063.68
11/29/18	To the holder of the Sponsor Note	(R$ 80,244,063.68)
Final Balance as of the close of business of November 29, 2018		**R$ 0.00**

Series 2014-2 Special Series Account		Amount
Date	Description	
11/27/18	Balance	R$ 52,092,566.83
Final Balance as of the close of business of November 29, 2018		**R$ 52,092,566.83**

Series 2014-2 Special Debt Service Reserve Account		Amount
Date	Description	
11/27/18	Balance	R$ 121,709,879.66
Final Balance as of the close of business of November 29, 2018		**R$ 121,709,879.66**

Special Interest Liquidity Reserve Account		Amount
Date	Description	
11/27/18	Balance	R$ 34,856,760.76
Final Balance as of the close of business of November 29, 2018		**R$ 34,856,760.76**

Special Interest Trigger Event Reserve Account		Amount
Date	Description	
11/27/18	Balance	R$ 0.00
Final Balance as of the close of business of November 29, 2018		**R$ 0.00**

Section (E) – Other Information

Events	Y / N
Has any Event of Default occurred or continued as of the close of business for the Indenture Trustee on the related Allocation Date?	No
Has any Trigger Event occurred or continued as of the close of business for the Indenture Trustee on the related Allocation Date?	No
Has any Bond Administrator Replacement Event occurred or continued as of the close of business for the Indenture Trustee on the related Allocation Date?	No
Has any Servicer Replacement Event occurred or continued as of the close of business for the Indenture Trustee on the related Allocation Date?	No
Has any Event of Default been declared as of the close of business for the Indenture Trustee on the related Allocation Date?	No
Has any Early Amortization Period been declared as of the close of business for the Indenture Trustee on the related Allocation Date?	No
Has there been the occurrence of conditions which give rise to any Sponsor Refund Obligations or any RJS Damages as of the close of business for the Indenture Trustee on the related Allocation Date?	No

December 18, 2018

TRANSFER REPORT

This Transfer Report has been prepared by Banco do Brasil S.A., for its role as Bond Administrator in connection with the issuance of (a) US$ 2,000,000,000 aggregate principal amount of 6.25% Series 2014-1 Notes due 2024 (the "Series 2014-1 Notes"); (b) R$ 2,400,000,000 aggregate principal amount of 16.25% Series 2014-2 Notes due 2022 (the "Series 2014-2 Notes"), (c) US$ 1,100,000,000 aggregate principal amount of 6.75% Series 2014-3 Notes due 2027 (the "Series 2014-3 Notes"); and (d) US$ 600,000,000 aggregate principal amount of 8.20% Series 2018-1 Notes due 2028 by Rio Oil Finance Trust and in accordance with the terms set forth in the Amended and Restated Indenture dated as of June 20, 2014, and as amended and restated as of April 03, 2018 (the "Indenture"), in the Amended and Restated Series 2014-1 Indenture Supplement and the Amended and Restated Series 2014-2 Indenture Supplement, dated as of June 20, 2014, and as amended and restated as of March 07, 2018, in the Amended and Restated Series 2014-3 Indenture Supplement dated as of November 21, 2014, and as amended and restated as of March 07, 2018, and in the Series 2018-1 Indenture Supplement dated as of April 19, 2018 (the "Indenture Supplements").

Some of the terms set forth in the Indenture and in the Indenture Supplements were amended by that certain Waiver and Amendment Agreement dated as of October 20, 2015 (the "First Waiver and Amendment Agreement"), by that certain Waiver and Amendment Agreement dated as of June 20, 2016 (the "Second Waiver and Amendment Agreement"), by that certain Waiver and Amendment Agreement dated as of October 11, 2016 (the "Third Waiver and Amendment Agreement"), by that certain Rescission and Amendment Agreement dated as of December 05, 2016 (the "Fourth Rescission and Amendment Agreement"), by that certain Rescission and Amendment Agreement dated as of December 04, 2017 (the "Fifth Rescission and Amendment Agreement"), and by that certain Waiver, Rescission and Amendment Agreement dated as of March 07, 2018 (the "Sixth Waiver, Rescission and Amendment Agreement''), and are fully reflected in all calculations of this Transfer Report.

The duties and obligations of Banco do Brasil S.A. is determined solely by the express provisions of the Indenture and the other Transactions Documents which it is a part, such as the responsibility for making all the calculations and determinations including, but not limited to, Transfer Amounts. Banco do Brasil S.A. shall not be liable except for the performance of such duties and obligations.

Banco do Brasil S.A. may conclusively rely as to the truth of the statements and the correctness of the opinions expressed in any Transaction Document and upon any statements, certificates or opinions furnished in writing to Banco do Brasil S.A. pursuant to any of the Transaction Documents and conforming to the requirements of the Transaction Documents. Banco do Brasil S.A. may conclusively rely upon, and shall be protected in acting or refraining from acting upon, and shall not be bound to make any investigation into the facts or matters stated in a written resolution, certificate, statement, instrument, opinion, report, notice, request, consent, order, note, Officer's Certificate, guaranty or other paper or document reasonably believed by it to be genuine and to have been signed or presented by the proper Person(s).

This Transfer Report is addressed exclusively to Citibank N.A. (the Indenture Trustee) to be used as Transfer Instructions of the Revenue Account Waterfall in each Transfer Date.

For the effects of this Transfer Report, the Reais Allocation Date is December 14, 2018, the Reais Transfer Date is December 14, 2018, the Allocation Date is December 17, 2018 and the Transfer Date is December 18, 2018.

The exchange rate for dollar/reais conversion used in this Transfer Report is R$ 3.8996.

Table of Contents

Section (A) – Collections Revenue and Expenses Breakdowns 4

Section (B) – Detailed Collections Account Waterfall..... 5

Section (C) – Detailed Revenue Account Waterfall..... 6

Section (D) – Transfer Amounts Details and Supporting Calculations 7

(i) Servicer Fee Transfer Amount..... 7

(ii) Bond Administrator Fee Transfer Amount..... 7

(iii) Excess Companhia Securitizadora Expenses Transfer Amount 8

(iv) Issuer Expenses Transfer Amount..... 12

(v) Taxation Expenses Transfer Amount..... 13

Section (E) – Transaction Accounts Balance..... 15

Section (F) – Other Information 16

Section (G) – Transfer Instructions..... 17

Defined Terms

"Allocation Date" shall mean, with respect to any Transfer Date, the Business Day which is immediately prior to such Transfer Date.

"Officer's Certificate" shall mean, in the case any of the Issuer and the Sponsor and the Indenture Trustee, a certificate signed by an Authorized Officer or the president or chairman (or other equivalent officer) of such Person or acting on behalf of such Person.

"Person" shall mean any individual, corporation, company, partnership, joint venture, trust, estate, unincorporated association, Governmental Authority or other entity of whatever nature.

"Reais Allocation Date" shall mean, with respect of any Reais Transfer Date, the Business Day which is immediately prior to such Reais Transfer Date.

"Reais Transfer Date" shall mean each Business Day of each calendar month following a Business Day when, as of the Balance Transfer Time for the Bond Administrator, there are available funds in the Collections Account for allocation in accordance with the Indenture.

"Transaction Documents" shall mean, collectively, the Indenture, the Series 2014-1 Notes, the Series 2014-2 Notes, the Series 2014-1 Indenture Supplement, the Series 2014-2 Indenture Supplement, the Bill of Sale, the Royalties Rights Agreement, the Servicing Agreement, the Pledge Agreement, the Trust Agreement, the Initial Oil Revenue and Rights Bill of Sale, the Banco do Brasil Oil Revenue and Rights Bill of Sale, the Caixa Oil Revenue and Rights Bill of Sale, the Instruments and any Indenture Supplements with respect to future Series of Instruments, and any purchase agreement related to the Instruments.

"Transfer Amount" shall mean, as of any Transfer Date, any of the Issuer Expenses Transfer Amount, the Taxation Expenses Transfer Amount, the Servicer Fee Transfer Amount, the Reserve LC Expenses Transfer Amount, any Debt Service Reserve Account Transfer Amount, any Series Senior Interest Transfer Amount for any Series of Securities, any Series Senior Scheduled Principal Transfer Amount for any Series of Securities, any Series Senior Excess Scheduled Principal Transfer Amount for any Series of Securities, any Series Senior Accelerated Principal Transfer Amount for any Series of Securities, any Series Senior Excess Accelerated Principal Transfer amount for any Series of Securities, any Series Subordinated Interest Transfer Amount for any Series of Securities, any Series Subordinated Scheduled Principal Transfer Amount for any Series of Securities, and/or any Series Subordinated Accelerated Principal Transfer Amount for any Series of Securities, each as of such Transfer Date.

"Transfer Date" shall mean each Business Day of each calendar month when there are available funds in the Revenue Account for distribution in accordance with the Revenue Account Waterfall.

"Transfer Instructions" shall have the meaning set forth in Section 4.10(b) of the Indenture, as follow *"On any Reais Transfer Date, prior to transferring any amounts, the Bond Administrator shall (i) first calculate the allocation of funds assuming that (A) the full amount of funds available for transfer on such Reais Transfer Date are allocated for transfer in accordance with the Collections Account Waterfall and (B) the full amount of funds available for transfer on such Transfer Date are allocated for transfer on such Transfer Date in accordance with the Revenue Account Waterfall and the Bond Administrator shall reduce such calculations to written transfer instructions for such Reais Transfer Date, the related Transfer Date or a related Payment Date.*"

Section (A) – Collections Revenue and Expense Breakdowns

The tables below show the total Collections and any other amounts received by the Servicer on such Reais Allocation Date, with respect to the Collateral of the transaction.

RJS Oil Revenues and RJS Oil Revenue Rights	Amount
Royalties – up to 5% (Law Nº 7,990 of December 28, 1989)	R$ 250,798,020.48
Royalties – more than 5% (Law Nº 9,478 of August 6, 1997)	R$ 184,228,266.41
Special Participations (Law Nº 9,478 of August 6, 1997)	R$ 0.00
FEP (Special Petroleum Fund) – Law Nº 7,990 and Law Nº 9,478	R$ 0.00
Total amount transferred to RJS Oil Revenues Dedicated Account	**R$ 435,026,286.89**

Statutory Oil Revenue Allocations by RJS	Amount
PASEP (Program for the Formation of Assets of Public Servants)	(R$ 4,350,262.86)
FECAM (State Fund for Environmental Conservation and Urban Development) [1]	R$ 0.00
Municipalities within RJS	(R$ 62,072,510.07)
Brazilian Federal Government (Assignment Agreement of October 29, 1999)	R$ 0.00
Conta B (State Decree Nº 43,783 of September 12, 2012)	R$ 0.00
Total RJS Oil Revenue Allocations	**(R$ 66,422,772.93)**

Assigned Oil Revenues and Assigned Oil Revenue Rights	Amount
RJS Oil Revenues and RJS Oil Revenue Rights	R$ 435,026,286.89
RJS Oil Revenue Allocations	(R$ 66,422,772.93)
Net amount transferred to Collections Account	**R$ 368,603,513.96**

1) According to the Amendment to the State of Rio de Janeiro Constitution Nº 70 of December 12, 2017 and the State Law Nº 178 of December 20, 2017 (the "FECAM Subordination Legislation"), amounts related to FECAM Allocation are not deducted from Royalties and Special Participations, but instead are allocated according to priority fifteenth of the Revenue Account Waterfall (Section 4.3.(o) of the Indenture).

Section (B) – Detailed Collections Account Waterfall

Collections Account Waterfall		Amount
Priority	**Description**	
First	Taxation Expenses Transfer Amount	(R$ 63,489.96)
Second	(i) Servicer Fee Transfer Amount	(R$ 48,000.00)
	(ii) Bond Administrator Fees Transfer Amount	(R$ 48,000.00)
	(iii) Brazilian Collateral Agent Fees Transfer Amount	R$ 0.00
	(iv) Excess Companhia Securitizadora Expenses Transfer Amount	(R$ 55,750.33)
Third	(i) to the Revenue Account	(R$ 203,641.01)
	(ii) (A) to the Series 2014-2 Special Series Account	R$ 0.00
	(ii) (B) to the Series 2014-2 Special Debt Service Reserve Account	R$ 0.00
	(ii) (C) to the Special Interest Liquidity Reserve Account	R$ 0.00
	(ii) (D) to the Special Interest Trigger Event Reserve Account	R$ 0.00
	(iii) to the holder of the Sponsor Note and/or RJS	R$ 0.00
Fourth	(i) (A), (B), (C) and (D)	R$ 0.00
	(ii) to the holder of the Sponsor Note and to RJS	(R$ 368,184,632.66)
Total Debt		**(R$ 368,603,513.96)**

Section (C) – Detailed Revenue Account Waterfall

Revenue Account Waterfall		Amount
Priority	**Description**	
First	Issuer Expenses Transfer Amount	(US$ 52,221.00)
Second	To the Series 2014-1 Senior Interest Subaccount	US$ 0.00
	To the Series 2014-2 Senior Interest Subaccount	US$ 0.00
	To the Series 2014-3 Senior Interest Subaccount	US$ 0.00
	To the Series 2018-1 Senior Interest Subaccount	US$ 0.00
Third	To the Series 2014-1 Senior Scheduled Principal Subaccount	US$ 0.00
	To the Series 2014-2 Senior Scheduled Principal Subaccount	US$ 0.00
	To the Series 2014-3 Senior Scheduled Principal Subaccount	US$ 0.00
	To the Series 2018-1 Senior Scheduled Principal Subaccount	US$ 0.00
Fourth	To the Series 2014-1 Debt Service Reserve Account	US$ 0.00
	To the Series 2014-2 Debt Service Reserve Account	US$ 0.00
	To the Series 2014-3 Debt Service Reserve Account	US$ 0.00
	To the Series 2018-1 Debt Service Reserve Account	US$ 0.00
Fifth	(i) To the Liquidity Reserve Account	US$ 0.00
	(ii) To the Special Interest Liquidity Reserve Account	US$ 0.00
Sixth	To the Series 2014-1 Senior Accelerated Principal Subaccount	US$ 0.00
	To the Series 2014-2 Senior Accelerated Principal Subaccount	US$ 0.00
	To the Series 2014-3 Senior Accelerated Principal Subaccount	US$ 0.00
	To the Series 2018-1 Senior Accelerated Principal Subaccount	US$ 0.00
Seventh	To the Series 2014-1 Senior Excess Interest Subaccount	US$ 0.00
	To the Series 2014-2 Senior Excess Interest Subaccount	US$ 0.00
	To the Series 2014-3 Senior Excess Interest Subaccount	US$ 0.00
	To the Series 2018-1 Senior Excess Interest Subaccount	US$ 0.00
Eighth	To the Series 2014-1 Senior Excess Scheduled Principal Subaccount	US$ 0.00
	To the Series 2014-2 Senior Excess Scheduled Principal Subaccount	US$ 0.00
	To the Series 2014-3 Senior Excess Scheduled Principal Subaccount	US$ 0.00
	To the Series 2018-1 Senior Excess Scheduled Principal Subaccount	US$ 0.00
Ninth	To the Series 2014-1 Senior Excess Accelerated Principal Subaccount	US$ 0.00
	To the Series 2014-2 Senior Excess Accelerated Principal Subaccount	US$ 0.00
	To the Series 2014-3 Senior Excess Accelerated Principal Subaccount	US$ 0.00
	To the Series 2018-1 Senior Excess Accelerated Principal Subaccount	US$ 0.00
Tenth	(i) to the Trigger Event Reserve Account	US$ 0.00
	(ii) to the Special Interest Trigger Event Reserve Account	US$ 0.00
Eleventh	Not applicable	US$ 0.00
Twelfth	Not applicable	US$ 0.00
Thirteenth	Not applicable	US$ 0.00
Fourteenth	To the Reserve LC Expenses Subaccount	US$ 0.00
Fifteenth	To the holder of the Sponsor Note and to RJS	(US$ 94,415,999.76)
Total Debt		**(US$ 94,468,220.76)**

Section (D) – Transfer Amounts Details and Supporting Calculations

(i) Servicer Fee Transfer Amount

Service Provider	Banco do Brasil S.A.
Description	Services related to administration of the Collection and servicing of all of the Assigned Oil Revenues and Assigned Oil Revenue Rights
Expense	Servicer Fee
Source	Servicing Agreement
Total Amount Due	**R$ 48,000.00***

Supporting Calculations:

1) Servicer Fee

Fixed quarterly fee of R$ 48,000.00 adjusted annually on the anniversary of Closing Date based upon IPCA index (*Índice Nacional de Preços ao Consumidor Amplo*).

*Quarterly Fee from 04/03/18 to 06/19/19.

(ii) Bond Administrator Fees Transfer Amount

Service Provider	Banco do Brasil S.A.
Description	Services related to Bond Administrator under the Indenture and management of the Assigned Oil Revenues and Assigned Oil Revenue Rights
Expense	Bond Administrator Fee
Source	Indenture
Total Amount Due	**R$ 48,000.00***

Supporting Calculations:

1) Bond Administrator Fee

Fixed quarterly fee of R$ 48,000.00, adjusted annually on the anniversary of Closing Date based upon IPCA index (*Índice Nacional de Preços ao Consumidor Amplo*).

* Quarterly Fee from 04/03/18 to 06/19/19.

Section (D) – Transfer Amounts Details and Supporting Calculations (cont.)

(iii) Excess Companhia Securitizadora Expenses Transfer Amount

Service Provider	Cetip S.A. – Mercados Organizados
Description	Services related to registration, central securities depository (CSD), trading and settlement of local debentures issued by Companhia Securitizadora
Expense	Custody Fee
Source	www.cetip.com.br – *Comunicados e Documentos – Tabela de Preços*
Total Amount Due	**R$ 8,386.51**

Supporting Calculations:

1) Custody Fee

$$Custody = (Local\ Debenture\ Amount\ x\ Applicable\ Rate) + \ Additional\ Amount$$

$$Custody = (R\$\ 468{,}519{,}840.00\ x\ 0{,}001790\%) + R\$\ 0.00 = \boldsymbol{R\$\ 8{,}386.51}$$

Service Provider	Banco do Brasil S.A.
Description	Services related to receiving payments from the Companhia Securitizadora and then distributing to the holders of local debentures
Expense	Paying Agent Fee
Source	*Contrato de Banco Mandatário*
Total Amount Due	**R$ 6,099.43**

Supporting Calculations:

1) Paying Agent Fee

Fixed monthly fee of R$ 4,900.00, adjusted annually on the anniversary of Closing Date based upon IGP-DI index (*Índice Geral de Preços – Disponibilidade Interna*).

$$Adjusted\ Paying\ Agent\ Fee = Monthly\ Fee\ x\ IGP - DI\ Index$$

$$Adjusted\ Paying\ Agent\ Fee = R\$\ 5{,}713.58^{*}\ x\ 106.753209\% = \boldsymbol{R\$\ 6{,}099.43}$$

* Adjusted Paying Agent Fee as of June/2018

Service Provider	Banco do Brasil S.A.
Description	Services related to holding the collateral on behalf of the holders of local debentures issued by Companhia Securitizadora
Expense	Local Debentures Collateral Agent Fee
Source	*Contrato de Administração de Contas*
Total Amount Due	**R$ 4,039.13**

Section (D) – Transfer Amounts Details and Supporting Calculations (cont.)

(iii) Excess Companhia Securitizadora Expenses Transfer Amount (cont.)

Supporting Calculations:

1) Collateral Agent Fee

Fixed monthly fee of R$ 3,000.00 adjusted annually on the anniversary of Closing Date based upon IPCA index (*Índice Nacional de Preços ao Consumidor Amplo*), plus any additional amounts that may be necessary to offset the effect of any withholding taxes.

Taxes: *Imposto de Renda* (IR) – 1,5%, *Contribuição Social sobre o Lucro Líquido* (CSLL) – 1,0%, *Contribuição para o Financiamento da Seguridade Social* (Cofins) – 3,0% and *Programa de Integração Social e Programa de Formação do Patrimônio do Servidor Público* (PIS / Pasep) – 0,65%.

1.a) Collateral Agent Fee Adjustment

$$Adjusted\ Collateral\ Agent\ Fee = Monthly\ Fee\ x\ IPCA\ Index$$

$$Adjusted\ Collateral\ Agent\ Fee = R\$\ 3{,}685.51^{*}\ x\ 102.854890\% = \boldsymbol{R\$\ 3{,}790.73}$$

1.b) Collateral Agent Fee including Taxes

$$Collateral\ Agent\ Fee = \frac{Fixed\ Fee\ (adjusted\ annually)}{(1 - taxes)}$$

$$Collateral\ Agent\ Fee = \frac{R\$\ 3{,}790.73}{(1 - 0{,}0615)} = \boldsymbol{R\$\ 4{,}039.13}$$

* Monthly Fee from 06/20/17 to 06/19/18.

Service Provider	Fundo Único de Previdência Social do Estado do Rio de Janeiro
Description	Headquarter's office rental agreement
Expense	Rental Fee
Source	*Termo de Cessão de Uso de Imóvel*
Total Amount Due	**R$ 748.68**

Supporting Calculations:

1) Rental Fee

Fixed rate monthly fee of R$ 595.00, adjusted annually on the anniversary of the agreement initial date based upon INPC index (*Índice Nacional de Preços ao Consumidor*).

$$Adjusted\ Rental\ Fee = Monthly\ Fee\ x\ INPC\ Index$$

$$Adjusted\ Rental\ Fee = R\$\ 736.23^{*}\ x\ 101.6910\% = \boldsymbol{R\$\ 748.68}$$

* Monthly rental fee as of May/2018

Section (D) – Transfer Amounts Details and Supporting Calculations (cont.)

(iii) Excess Companhia Securitizadora Expenses Transfer Amount (cont.)

Service Provider	Rio Petróleo SPE S/A Director's fee
Description	Director's remuneration
Expense	Director's Fee
Source	*Estatuto Social*
Total Amount Due	**R$ 15,925.00**

Supporting Calculations:

1) Director's Fee

Fixed rate monthly fee of R$ 6,500.00 for each Director plus INSS*.

Director		**Director**		**Total**
Fábio Rodrigo Amaral de Assunção		Flávio Câmara Carreiro		
Month	**Amount**	**Month**	**Amount**	
Nov 18	R$ 6,500.00	Nov 18	R$ 6,500.00	R$ 13,000.00
Nov 18 (INSS)	R$ 1,462.50	Nov 18 (INSS)	R$ 1,462.50	R$ 2,925.00
Total	**R$ 7,962.50**	**Total**	**R$ 7,962.50**	**R$ 15,925.00**

* Social Security Tax

Service Provider	BDO RCS Controladoria e Contabilidade Ltda.
Description	Management, tax and accounting services for Companhia Securitizadora
Expense	Companhia Securitizadora Controller Fee
Source	*Invoice No 345 and Invoice No 378*
Total Amount Due	**R$ 17,959.19**

Supporting Calculations:

Invoice 345: additional annual fee of R$ 8,163.27
Invoice 378: monthly fee of R$ 9,795.92

Description	Taxation on Companhia Securitizadora's Revenue
Expense	PIS/COFINS
Source	*Campos Mello Legal Opinion*
Total Amount Due	**R$ 2,592.39**

Section (D) – Transfer Amounts Details and Supporting Calculations (cont.)

(iii) Excess Companhia Securitizadora Expenses Transfer Amount (cont.)

Supporting Calculations:

1) PIS/COFINS

$$PIS\ /\ COFINS = \left[\frac{Expenses}{(1 - 0{,}0465)}\right] - Expenses$$

$$PIS\ /\ COFINS = \left[\frac{R\$\ 53{,}157.94}{(1 - 0{,}0465)}\right] - R\$\ 53{,}157.94 = \boldsymbol{R\$\ 2,592.39}$$

Total Excess Companhia Securitizadora Expenses

$$R\$\ 8{,}386.51 + R\$\ 6{,}099.43 + R\$\ 4{,}039.13 + R\$\ 748.68 + R\$\ 15{,}925.00 + R\$\ 17{,}959.19 + R\$\ 2{,}592.39 = \boldsymbol{R\$\ 55,750.33}$$

Section (D) - Transfer Amounts Details and Supporting Calculations (cont.)

(iv) Issuer Expenses Transfer Amount

Service Provider	Citibank, N.A.
Description	Services related to the role of Owner Trustee and Paying Agent
Expense	Administration Fee
Source	Invoices No 272293 and No 273924
Total Amount Due	**US$ 25,000.00**

Supporting Calculations:

Invoice 272293: Administration Fee for the period from 04/01/2018 to 03/31/2019 of US$ 5,000.00.
Invoice 273924: Flat administration fee for the period from 07/01/2018 to 06/30/2019 of US$ 15,000.00 and registrar/paying agent fee for the period from 07/01/2018 to 06/30/2019 of US$ 5,000.00.

Service Provider	Alston & Bird
Description	Indenture Trustee's Counsel Legal Services
Expense	Legal Fee
Source	Invoice No 10964559
Total Amount Due	**US$ 27,221.00**

Total Issuer Expenses

$$US\$\ 25{,}000.00 + US\$\ 27{,}221.00 = \boldsymbol{R\$\ 52{,}221.00}$$

Section (D) - Transfer Amounts Details and Supporting Calculations (cont.)

(v) Taxation Expenses Transfer Amount

1) All funds transferred from Brazil to the Issuer abroad and/or from the Issuer abroad to Brazil are subject to IOF (*Imposto sobre Operações de Crédito, Câmbio e Seguros ou relativos a Títulos ou Valores Mobiliário*) at the rate of 0.38%;

2) All funds transferred from Brazil to the Issuer abroad are subject to IRRF (*Imposto de Renda Retido na Fonte*) at the rate of 15.00%, for the amounts other than related to a portion of Principal Payments that does not represent capital gain as a consequence of exchange rate movement, to fund the Debt Service Reserve Account, to fund the Liquidity Reserve Account and to fund the Trigger Event Reserve Account;

3) All funds drawn from the Debt Service Reserve Account, from the Liquidity Reserve Account and from the Trigger Event Reserve Account outside Brazil to be used for Interest Payment and for the portion of Principal Payment that represents capital gain as a consequence of exchange rate movement are subject to IRRF (*Imposto de Renda Retido na Fonte*) at the rate of 15,00%.

<u>Supporting Calculations</u>:

1) IOF

$$IOF = Amount\ Wired\ Offshore\ x\ 0.38\%$$

$$IOF = US\$\ 52{,}221.00\ x\ 0.38\% = \boldsymbol{US\$\ 198.44\ (R\$\ 773.84)}$$

2) IRRF

i. Companhia Securitizadora Expenses not transferred to the Issuer outside Brazil

$$IRRF = \left[\frac{(Expenses\ Amount)}{(1-0.15)}\right] - (Expenses\ Amount)$$

$$IRRF = \left[\frac{R\$\ 55{,}750.33}{(0.85)}\right] - R\$\ 55{,}750.33 = \boldsymbol{R\$\ 9{,}838.29\ (US\$\ 2{,}522.90)}$$

ii. Issuer Expenses transferred to the Issuer outside Brazil

$$IRRF = \left[\frac{(Expenses\ Amount)}{(1-0.15)}\right] - (Expenses\ Amount)$$

$$IRRF = \left[\frac{US\$\ 52{,}221.00}{(0.85)}\right] - US\$\ 52{,}221.00 = \boldsymbol{US\$\ 9{,}215.47\ (R\$\ 35{,}936.65)}$$

Section (D) - Transfer Amounts Details and Supporting Calculations (cont.)

(v) Taxation Expenses Transfer Amount (cont.)

iii. Servicer Fee (a), Bond Administrator Fees (b) and Brazilian Collateral Agent Fees (c) Transfer Amount

$$IRRF = \left[\frac{(a) + (b) + (c)}{(1 - 0.15)}\right] - [(a) + (b) + (c)]$$

$$IRRF = \left[\frac{R\$\ 48{,}000.00 + R\$\ 48{,}000.00 + R\$\ 0.00}{(0.85)}\right] - [R\$\ 48{,}000.00 + R\$\ 48{,}000.00] =$$

$$IRRF = \boldsymbol{R\$\ 16{,}941.18\ (US\$\ 4{,}344.34)}$$

Total Taxation Expenses

$$US\$\ 198.44 + US\$\ 2{,}522.90 + US\$\ 9{,}215.47\ + US\$\ 4{,}344.34\ = \boldsymbol{US\$\ 16{,}281.15\ (R\$\ 63{,}489.96)}$$

Section (E) – Transaction Accounts Balance

Collections Account		Amount
Date	Description	
11/29/18	Balance	R$ 0.00
12/14/18	Assigned Oil Revenues and Assigned Oil Revenue Rights	R$ 368,603,513.96
12/14/18	Taxation Expenses Transfer Amount	(R$ 63,489,96)
12/14/18	Servicer Fee Transfer Amount	(R$ 48,000.00)
12/14/18	Bond Administrator Fee Transfer Amount	(R$ 48,000.00)
12/14/18	Excess Companhia Securitizadora Expenses Transfer Amount	(R$ 55,750.33)
12/14/18	Issuer Expenses Transfer Amount	(R$ 203,641.01)
12/14/18	To the holder of the Sponsor Note and to RJS	(R$ 368,184,632.66)
Final Balance as of the close of business of December 14, 2018		**R$ 0.00**

Series 2014-2 Special Series Account		Amount
Date	Description	
11/29/18	Balance	R$ 52,092,566.83
Final Balance as of the close of business of December 14, 2018		**R$ 52,092,566.83**

Series 2014-2 Special Debt Service Reserve Account		Amount
Date	Description	
11/29/18	Balance	R$ 121,709,879.66
Final Balance as of the close of business of December 14, 2018		**R$ 121,709,879.66**

Special Interest Liquidity Reserve Account		Amount
Date	Description	
11/29/18	Balance	R$ 34,856,760.76
Final Balance as of the close of business of December 14, 2018		**R$ 34,856,760.76**

Special Interest Trigger Event Reserve Account		Amount
Date	Description	
11/29/18	Balance	R$ 0.00
Final Balance as of the close of business of December 14, 2018		**R$ 0.00**

Section (F) – Other Information

Events	Y / N
Has any Event of Default occurred or continued as of the close of business for the Indenture Trustee on the related Allocation Date?	No
Has any Trigger Event occurred or continued as of the close of business for the Indenture Trustee on the related Allocation Date?	No
Has any Bond Administrator Replacement Event occurred or continued as of the close of business for the Indenture Trustee on the related Allocation Date?	No
Has any Servicer Replacement Event occurred or continued as of the close of business for the Indenture Trustee on the related Allocation Date?	No
Has any Event of Default been declared as of the close of business for the Indenture Trustee on the related Allocation Date?	No
Has any Early Amortization Period been declared as of the close of business for the Indenture Trustee on the related Allocation Date?	No
Has there been the occurrence of conditions which give rise to any Sponsor Refund Obligations or any RJS Damages as of the close of business for the Indenture Trustee on the related Allocation Date?	No

Section (G) – Transfer Instructions

Transaction: Funds to the Issuer Expenses Subaccount			Amount
Type	Account	Name	
Debt	11249600	Revenue Account	(US$ 52,221.00)
Credit	11265100	Issuer Expenses Subaccount	US$ 52,221.00

December 21, 2018

TRANSFER REPORT

This Transfer Report has been prepared by Banco do Brasil S.A., for its role as Bond Administrator in connection with the issuance of (a) US$ 2,000,000,000 aggregate principal amount of 6.25% Series 2014-1 Notes due 2024 (the "Series 2014-1 Notes"); (b) R$ 2,400,000,000 aggregate principal amount of 16.25% Series 2014-2 Notes due 2022 (the "Series 2014-2 Notes"), (c) US$ 1,100,000,000 aggregate principal amount of 6.75% Series 2014-3 Notes due 2027 (the "Series 2014-3 Notes"); and (d) US$ 600,000,000 aggregate principal amount of 8.20% Series 2018-1 Notes due 2028 by Rio Oil Finance Trust and in accordance with the terms set forth in the Amended and Restated Indenture dated as of June 20, 2014, and as amended and restated as of April 03, 2018 (the "Indenture"), in the Amended and Restated Series 2014-1 Indenture Supplement and the Amended and Restated Series 2014-2 Indenture Supplement, dated as of June 20, 2014, and as amended and restated as of March 07, 2018, in the Amended and Restated Series 2014-3 Indenture Supplement dated as of November 21, 2014, and as amended and restated as of March 07, 2018, and in the Series 2018-1 Indenture Supplement dated as of April 19, 2018 (the "Indenture Supplements").

Some of the terms set forth in the Indenture and in the Indenture Supplements were amended by that certain Waiver and Amendment Agreement dated as of October 20, 2015 (the "First Waiver and Amendment Agreement"), by that certain Waiver and Amendment Agreement dated as of June 20, 2016 (the "Second Waiver and Amendment Agreement"), by that certain Waiver and Amendment Agreement dated as of October 11, 2016 (the "Third Waiver and Amendment Agreement"), by that certain Rescission and Amendment Agreement dated as of December 05, 2016 (the "Fourth Rescission and Amendment Agreement"), by that certain Rescission and Amendment Agreement dated as of December 04, 2017 (the "Fifth Rescission and Amendment Agreement"), and by that certain Waiver, Rescission and Amendment Agreement dated as of March 07, 2018 (the "Sixth Waiver, Rescission and Amendment Agreement''), and are fully reflected in all calculations of this Transfer Report.

The duties and obligations of Banco do Brasil S.A. is determined solely by the express provisions of the Indenture and the other Transactions Documents which it is a part, such as the responsibility for making all the calculations and determinations including, but not limited to, Transfer Amounts. Banco do Brasil S.A. shall not be liable except for the performance of such duties and obligations.

Banco do Brasil S.A. may conclusively rely as to the truth of the statements and the correctness of the opinions expressed in any Transaction Document and upon any statements, certificates or opinions furnished in writing to Banco do Brasil S.A. pursuant to any of the Transaction Documents and conforming to the requirements of the Transaction Documents. Banco do Brasil S.A. may conclusively rely upon, and shall be protected in acting or refraining from acting upon, and shall not be bound to make any investigation into the facts or matters stated in a written resolution, certificate, statement, instrument, opinion, report, notice, request, consent, order, note, Officer's Certificate, guaranty or other paper or document reasonably believed by it to be genuine and to have been signed or presented by the proper Person(s).

This Transfer Report is addressed exclusively to Citibank N.A. (the Indenture Trustee) to be used as Transfer Instructions of the Revenue Account Waterfall in each Transfer Date.

For the effects of this Transfer Report, the Reais Allocation Date is December 20, 2018, the Reais Transfer Date is December 20, 2018, the Allocation Date is December 21, 2018 and the Transfer Date is December 24, 2018.

The exchange rate for dollar/reais conversion used in this Transfer Report is R$ 3.8437.

Table of Contents

Section (A) – Collections Revenue and Expenses Breakdowns 4

Section (B) – Detailed Collections Account Waterfall..... 5

Section (C) – Detailed Revenue Account Waterfall..... 6

Section (D) – Transaction Accounts Balance..... 7

Section (E) – Other Information 8

Defined Terms

"Allocation Date" shall mean, with respect to any Transfer Date, the Business Day which is immediately prior to such Transfer Date.

"Officer's Certificate" shall mean, in the case any of the Issuer and the Sponsor and the Indenture Trustee, a certificate signed by an Authorized Officer or the president or chairman (or other equivalent officer) of such Person or acting on behalf of such Person.

"Person" shall mean any individual, corporation, company, partnership, joint venture, trust, estate, unincorporated association, Governmental Authority or other entity of whatever nature.

"Reais Allocation Date" shall mean, with respect of any Reais Transfer Date, the Business Day which is immediately prior to such Reais Transfer Date.

"Reais Transfer Date" shall mean each Business Day of each calendar month following a Business Day when, as of the Balance Transfer Time for the Bond Administrator, there are available funds in the Collections Account for allocation in accordance with the Indenture.

"Transaction Documents" shall mean, collectively, the Indenture, the Series 2014-1 Notes, the Series 2014-2 Notes, the Series 2014-1 Indenture Supplement, the Series 2014-2 Indenture Supplement, the Bill of Sale, the Royalties Rights Agreement, the Servicing Agreement, the Pledge Agreement, the Trust Agreement, the Initial Oil Revenue and Rights Bill of Sale, the Banco do Brasil Oil Revenue and Rights Bill of Sale, the Caixa Oil Revenue and Rights Bill of Sale, the Instruments and any Indenture Supplements with respect to future Series of Instruments, and any purchase agreement related to the Instruments.

"Transfer Amount" shall mean, as of any Transfer Date, any of the Issuer Expenses Transfer Amount, the Taxation Expenses Transfer Amount, the Servicer Fee Transfer Amount, the Reserve LC Expenses Transfer Amount, any Debt Service Reserve Account Transfer Amount, any Series Senior Interest Transfer Amount for any Series of Securities, any Series Senior Scheduled Principal Transfer Amount for any Series of Securities, any Series Senior Excess Scheduled Principal Transfer Amount for any Series of Securities, any Series Senior Accelerated Principal Transfer Amount for any Series of Securities, any Series Senior Excess Accelerated Principal Transfer amount for any Series of Securities, any Series Subordinated Interest Transfer Amount for any Series of Securities, any Series Subordinated Scheduled Principal Transfer Amount for any Series of Securities, and/or any Series Subordinated Accelerated Principal Transfer Amount for any Series of Securities, each as of such Transfer Date.

"Transfer Date" shall mean each Business Day of each calendar month when there are available funds in the Revenue Account for distribution in accordance with the Revenue Account Waterfall.

"Transfer Instructions" shall have the meaning set forth in Section 4.10(b) of the Indenture, as follow *"On any Reais Transfer Date, prior to transferring any amounts, the Bond Administrator shall (i) first calculate the allocation of funds assuming that (A) the full amount of funds available for transfer on such Reais Transfer Date are allocated for transfer in accordance with the Collections Account Waterfall and (B) the full amount of funds available for transfer on such Transfer Date are allocated for transfer on such Transfer Date in accordance with the Revenue Account Waterfall and the Bond Administrator shall reduce such calculations to written transfer instructions for such Reais Transfer Date, the related Transfer Date or a related Payment Date.*"

Section (A) – Collections Revenue and Expense Breakdowns

The tables below show the total Collections and any other amounts received by the Servicer on such Reais Allocation Date, with respect to the Collateral of the transaction.

RJS Oil Revenues and RJS Oil Revenue Rights	Amount
Royalties – up to 5% (Law Nº 7,990 of December 28, 1989)	R$ 0.00
Royalties – more than 5% (Law Nº 9,478 of August 6, 1997)	R$ 0.00
Special Participations (Law Nº 9,478 of August 6, 1997)	R$ 0.00
FEP (Special Petroleum Fund) – Law Nº 7,990 and Law Nº 9,478	R$ 215,989.44
Total amount transferred to RJS Oil Revenues Dedicated Account	**R$ 215,989.44**

Statutory Oil Revenue Allocations by RJS	Amount
PASEP (Program for the Formation of Assets of Public Servants)	(R$ 2,159.89)
FECAM (State Fund for Environmental Conservation and Urban Development) [1]	R$ 0.00
Municipalities within RJS	R$ 0.00
Brazilian Federal Government (Assignment Agreement of October 29, 1999)	R$ 0.00
Conta B (State Decree Nº 43,783 of September 12, 2012)	R$ 0.00
Total RJS Oil Revenue Allocations	**(R$ 2,159.89)**

Assigned Oil Revenues and Assigned Oil Revenue Rights	Amount
RJS Oil Revenues and RJS Oil Revenue Rights	R$ 215,989.44
RJS Oil Revenue Allocations	(R$ 2,159.89)
Net amount transferred to Collections Account	**R$ 213,829.55**

1) According to the Amendment to the State of Rio de Janeiro Constitution Nº 70 of December 12, 2017 and the State Law Nº 178 of December 20, 2017 (the "FECAM Subordination Legislation"), amounts related to FECAM Allocation are not deducted from Royalties and Special Participations, but instead are allocated according to priority fifteenth of the Revenue Account Waterfall (Section 4.3.(o) of the Indenture).

Section (B) – Detailed Collections Account Waterfall

Collections Account Waterfall		Amount
Priority	**Description**	
First	Taxation Expenses Transfer Amount	R$ 0.00
Second	(i) Servicer Fee Transfer Amount	R$ 0.00
	(ii) Bond Administrator Fees Transfer Amount	R$ 0.00
	(iii) Brazilian Collateral Agent Fees Transfer Amount	R$ 0.00
	(iv) Excess Companhia Securitizadora Expenses Transfer Amount	R$ 0.00
Third	(i) to the Revenue Account	R$ 0.00
	(ii) (A) to the Series 2014-2 Special Series Account	R$ 0.00
	(ii) (B) to the Series 2014-2 Special Debt Service Reserve Account	R$ 0.00
	(ii) (C) to the Special Interest Liquidity Reserve Account	R$ 0.00
	(ii) (D) to the Special Interest Trigger Event Reserve Account	R$ 0.00
	(iii) to the holder of the Sponsor Note and/or RJS	R$ 0.00
Fourth	(i) (A), (B), (C) and (D)	R$ 0.00
	(ii) to the holder of the Sponsor Note and to RJS	(R$ 213,829.55)
Total Debt		**(R$ 213,829.55)**

Section (C) – Detailed Revenue Account Waterfall

Revenue Account Waterfall		Amount
Priority	**Description**	
First	Issuer Expenses Transfer Amount	US$ 0.00
Second	To the Series 2014-1 Senior Interest Subaccount	US$ 0.00
	To the Series 2014-2 Senior Interest Subaccount	US$ 0.00
	To the Series 2014-3 Senior Interest Subaccount	US$ 0.00
	To the Series 2018-1 Senior Interest Subaccount	US$ 0.00
Third	To the Series 2014-1 Senior Scheduled Principal Subaccount	US$ 0.00
	To the Series 2014-2 Senior Scheduled Principal Subaccount	US$ 0.00
	To the Series 2014-3 Senior Scheduled Principal Subaccount	US$ 0.00
	To the Series 2018-1 Senior Scheduled Principal Subaccount	US$ 0.00
Fourth	To the Series 2014-1 Debt Service Reserve Account	US$ 0.00
	To the Series 2014-2 Debt Service Reserve Account	US$ 0.00
	To the Series 2014-3 Debt Service Reserve Account	US$ 0.00
	To the Series 2018-1 Debt Service Reserve Account	US$ 0.00
Fifth	(i) To the Liquidity Reserve Account	US$ 0.00
	(ii) To the Special Interest Liquidity Reserve Account	US$ 0.00
Sixth	To the Series 2014-1 Senior Accelerated Principal Subaccount	US$ 0.00
	To the Series 2014-2 Senior Accelerated Principal Subaccount	US$ 0.00
	To the Series 2014-3 Senior Accelerated Principal Subaccount	US$ 0.00
	To the Series 2018-1 Senior Accelerated Principal Subaccount	US$ 0.00
Seventh	To the Series 2014-1 Senior Excess Interest Subaccount	US$ 0.00
	To the Series 2014-2 Senior Excess Interest Subaccount	US$ 0.00
	To the Series 2014-3 Senior Excess Interest Subaccount	US$ 0.00
	To the Series 2018-1 Senior Excess Interest Subaccount	US$ 0.00
Eighth	To the Series 2014-1 Senior Excess Scheduled Principal Subaccount	US$ 0.00
	To the Series 2014-2 Senior Excess Scheduled Principal Subaccount	US$ 0.00
	To the Series 2014-3 Senior Excess Scheduled Principal Subaccount	US$ 0.00
	To the Series 2018-1 Senior Excess Scheduled Principal Subaccount	US$ 0.00
Ninth	To the Series 2014-1 Senior Excess Accelerated Principal Subaccount	US$ 0.00
	To the Series 2014-2 Senior Excess Accelerated Principal Subaccount	US$ 0.00
	To the Series 2014-3 Senior Excess Accelerated Principal Subaccount	US$ 0.00
	To the Series 2018-1 Senior Excess Accelerated Principal Subaccount	US$ 0.00
Tenth	(i) to the Trigger Event Reserve Account	US$ 0.00
	(ii) to the Special Interest Trigger Event Reserve Account	US$ 0.00
Eleventh	Not applicable	US$ 0.00
Twelfth	Not applicable	US$ 0.00
Thirteenth	Not applicable	US$ 0.00
Fourteenth	To the Reserve LC Expenses Subaccount	US$ 0.00
Fifteenth	To the holder of the Sponsor Note and to RJS	(US$ 55,631.18)
Total Debt		**(US$ 55,631.18)**

Section (D) – Transaction Accounts Balance

Collections Account		Amount
Date	Description	
12/14/18	Balance	R$ 0.00
12/21/18	Assigned Oil Revenues and Assigned Oil Revenue Rights	R$ 213,829.55
12/21/18	To the holder of the Sponsor Note and to RJS	(R$ 213,829.55)
Final Balance as of the close of business of December 21, 2018		**R$ 0.00**

Series 2014-2 Special Series Account		Amount
Date	Description	
12/14/18	Balance	R$ 52,092,566.83
Final Balance as of the close of business of December 21, 2018		**R$ 52,092,566.83**

Series 2014-2 Special Debt Service Reserve Account		Amount
Date	Description	
12/14/18	Balance	R$ 121,709,879.66
Final Balance as of the close of business of December 21, 2018		**R$ 121,709,879.66**

Special Interest Liquidity Reserve Account		Amount
Date	Description	
12/14/18	Balance	R$ 34,856,760.76
Final Balance as of the close of business of December 21, 2018		**R$ 34,856,760.76**

Special Interest Trigger Event Reserve Account		Amount
Date	Description	
12/14/18	Balance	R$ 0.00
Final Balance as of the close of business of December 21, 2018		**R$ 0.00**

Section (E) – Other Information

Events	Y / N
Has any Event of Default occurred or continued as of the close of business for the Indenture Trustee on the related Allocation Date?	No
Has any Trigger Event occurred or continued as of the close of business for the Indenture Trustee on the related Allocation Date?	No
Has any Bond Administrator Replacement Event occurred or continued as of the close of business for the Indenture Trustee on the related Allocation Date?	No
Has any Servicer Replacement Event occurred or continued as of the close of business for the Indenture Trustee on the related Allocation Date?	No
Has any Event of Default been declared as of the close of business for the Indenture Trustee on the related Allocation Date?	No
Has any Early Amortization Period been declared as of the close of business for the Indenture Trustee on the related Allocation Date?	No
Has there been the occurrence of conditions which give rise to any Sponsor Refund Obligations or any RJS Damages as of the close of business for the Indenture Trustee on the related Allocation Date?	No

December 24, 2018

TRANSFER REPORT

This Transfer Report has been prepared by Banco do Brasil S.A., for its role as Bond Administrator in connection with the issuance of (a) US$ 2,000,000,000 aggregate principal amount of 6.25% Series 2014-1 Notes due 2024 (the "Series 2014-1 Notes"); (b) R$ 2,400,000,000 aggregate principal amount of 16.25% Series 2014-2 Notes due 2022 (the "Series 2014-2 Notes"), (c) US$ 1,100,000,000 aggregate principal amount of 6.75% Series 2014-3 Notes due 2027 (the "Series 2014-3 Notes"); and (d) US$ 600,000,000 aggregate principal amount of 8.20% Series 2018-1 Notes due 2028 by Rio Oil Finance Trust and in accordance with the terms set forth in the Amended and Restated Indenture dated as of June 20, 2014, and as amended and restated as of April 03, 2018 (the "Indenture"), in the Amended and Restated Series 2014-1 Indenture Supplement and the Amended and Restated Series 2014-2 Indenture Supplement, dated as of June 20, 2014, and as amended and restated as of March 07, 2018, in the Amended and Restated Series 2014-3 Indenture Supplement dated as of November 21, 2014, and as amended and restated as of March 07, 2018, and in the Series 2018-1 Indenture Supplement dated as of April 19, 2018 (the "Indenture Supplements").

Some of the terms set forth in the Indenture and in the Indenture Supplements were amended by that certain Waiver and Amendment Agreement dated as of October 20, 2015 (the "First Waiver and Amendment Agreement"), by that certain Waiver and Amendment Agreement dated as of June 20, 2016 (the "Second Waiver and Amendment Agreement"), by that certain Waiver and Amendment Agreement dated as of October 11, 2016 (the "Third Waiver and Amendment Agreement"), by that certain Rescission and Amendment Agreement dated as of December 05, 2016 (the "Fourth Rescission and Amendment Agreement"), by that certain Rescission and Amendment Agreement dated as of December 04, 2017 (the "Fifth Rescission and Amendment Agreement"), and by that certain Waiver, Rescission and Amendment Agreement dated as of March 07, 2018 (the "Sixth Waiver, Rescission and Amendment Agreement''), and are fully reflected in all calculations of this Transfer Report.

The duties and obligations of Banco do Brasil S.A. is determined solely by the express provisions of the Indenture and the other Transactions Documents which it is a part, such as the responsibility for making all the calculations and determinations including, but not limited to, Transfer Amounts. Banco do Brasil S.A. shall not be liable except for the performance of such duties and obligations.

Banco do Brasil S.A. may conclusively rely as to the truth of the statements and the correctness of the opinions expressed in any Transaction Document and upon any statements, certificates or opinions furnished in writing to Banco do Brasil S.A. pursuant to any of the Transaction Documents and conforming to the requirements of the Transaction Documents. Banco do Brasil S.A. may conclusively rely upon, and shall be protected in acting or refraining from acting upon, and shall not be bound to make any investigation into the facts or matters stated in a written resolution, certificate, statement, instrument, opinion, report, notice, request, consent, order, note, Officer's Certificate, guaranty or other paper or document reasonably believed by it to be genuine and to have been signed or presented by the proper Person(s).

This Transfer Report is addressed exclusively to Citibank N.A. (the Indenture Trustee) to be used as Transfer Instructions of the Revenue Account Waterfall in each Transfer Date.

For the effects of this Transfer Report, the Reais Allocation Date is December 24, 2018, the Reais Transfer Date is December 24, 2018, the Allocation Date is December 26, 2018 and the Transfer Date is December 27, 2018.

The exchange rate for dollar/reais conversion used in this Transfer Report is R$ 3.9035.

Table of Contents

Section (A) – Collections Revenue and Expenses Breakdowns 4

Section (B) – Detailed Collections Account Waterfall..... 5

Section (C) – Detailed Revenue Account Waterfall..... 6

Section (D) – Transaction Accounts Balance..... 7

Section (E) – Other Information 8

Defined Terms

"Allocation Date" shall mean, with respect to any Transfer Date, the Business Day which is immediately prior to such Transfer Date.

"Officer's Certificate" shall mean, in the case any of the Issuer and the Sponsor and the Indenture Trustee, a certificate signed by an Authorized Officer or the president or chairman (or other equivalent officer) of such Person or acting on behalf of such Person.

"Person" shall mean any individual, corporation, company, partnership, joint venture, trust, estate, unincorporated association, Governmental Authority or other entity of whatever nature.

"Reais Allocation Date" shall mean, with respect of any Reais Transfer Date, the Business Day which is immediately prior to such Reais Transfer Date.

"Reais Transfer Date" shall mean each Business Day of each calendar month following a Business Day when, as of the Balance Transfer Time for the Bond Administrator, there are available funds in the Collections Account for allocation in accordance with the Indenture.

"Transaction Documents" shall mean, collectively, the Indenture, the Series 2014-1 Notes, the Series 2014-2 Notes, the Series 2014-1 Indenture Supplement, the Series 2014-2 Indenture Supplement, the Bill of Sale, the Royalties Rights Agreement, the Servicing Agreement, the Pledge Agreement, the Trust Agreement, the Initial Oil Revenue and Rights Bill of Sale, the Banco do Brasil Oil Revenue and Rights Bill of Sale, the Caixa Oil Revenue and Rights Bill of Sale, the Instruments and any Indenture Supplements with respect to future Series of Instruments, and any purchase agreement related to the Instruments.

"Transfer Amount" shall mean, as of any Transfer Date, any of the Issuer Expenses Transfer Amount, the Taxation Expenses Transfer Amount, the Servicer Fee Transfer Amount, the Reserve LC Expenses Transfer Amount, any Debt Service Reserve Account Transfer Amount, any Series Senior Interest Transfer Amount for any Series of Securities, any Series Senior Scheduled Principal Transfer Amount for any Series of Securities, any Series Senior Excess Scheduled Principal Transfer Amount for any Series of Securities, any Series Senior Accelerated Principal Transfer Amount for any Series of Securities, any Series Senior Excess Accelerated Principal Transfer amount for any Series of Securities, any Series Subordinated Interest Transfer Amount for any Series of Securities, any Series Subordinated Scheduled Principal Transfer Amount for any Series of Securities, and/or any Series Subordinated Accelerated Principal Transfer Amount for any Series of Securities, each as of such Transfer Date.

"Transfer Date" shall mean each Business Day of each calendar month when there are available funds in the Revenue Account for distribution in accordance with the Revenue Account Waterfall.

"Transfer Instructions" shall have the meaning set forth in Section 4.10(b) of the Indenture, as follow *"On any Reais Transfer Date, prior to transferring any amounts, the Bond Administrator shall (i) first calculate the allocation of funds assuming that (A) the full amount of funds available for transfer on such Reais Transfer Date are allocated for transfer in accordance with the Collections Account Waterfall and (B) the full amount of funds available for transfer on such Transfer Date are allocated for transfer on such Transfer Date in accordance with the Revenue Account Waterfall and the Bond Administrator shall reduce such calculations to written transfer instructions for such Reais Transfer Date, the related Transfer Date or a related Payment Date.*"

Section (A) – Collections Revenue and Expense Breakdowns

The tables below show the total Collections and any other amounts received by the Servicer on such Reais Allocation Date, with respect to the Collateral of the transaction.

RJS Oil Revenues and RJS Oil Revenue Rights	Amount
Royalties – up to 5% (Law Nº 7,990 of December 28, 1989)	R$ 296,353.46
Royalties – more than 5% (Law Nº 9,478 of August 6, 1997)	R$ 444,530.18
Special Participations (Law Nº 9,478 of August 6, 1997)	R$ 0.00
FEP (Special Petroleum Fund) – Law Nº 7,990 and Law Nº 9,478	R$ 876,668.61
Total amount transferred to RJS Oil Revenues Dedicated Account	**R$ 1,617,552.25**

Statutory Oil Revenue Allocations by RJS	Amount
PASEP (Program for the Formation of Assets of Public Servants)	(R$ 16,175.51)
FECAM (State Fund for Environmental Conservation and Urban Development) [1]	R$ 0.00
Municipalities within RJS	(R$ 73,347.48)
Brazilian Federal Government (Assignment Agreement of October 29, 1999)	R$ 0.00
Conta B (State Decree Nº 43,783 of September 12, 2012)	R$ 0.00
Total RJS Oil Revenue Allocations	**(R$ 89,522.99)**

Assigned Oil Revenues and Assigned Oil Revenue Rights	Amount
RJS Oil Revenues and RJS Oil Revenue Rights	R$ 1,617,552.25
RJS Oil Revenue Allocations	(R$ 89,522.99)
Net amount transferred to Collections Account	**R$ 1,528,029.26**

1) According to the Amendment to the State of Rio de Janeiro Constitution Nº 70 of December 12, 2017 and the State Law Nº 178 of December 20, 2017 (the "FECAM Subordination Legislation"), amounts related to FECAM Allocation are not deducted from Royalties and Special Participations, but instead are allocated according to priority fifteenth of the Revenue Account Waterfall (Section 4.3.(o) of the Indenture).

Section (B) – Detailed Collections Account Waterfall

Collections Account Waterfall		Amount
Priority	**Description**	
First	Taxation Expenses Transfer Amount	R$ 0.00
Second	(i) Servicer Fee Transfer Amount	R$ 0.00
	(ii) Bond Administrator Fees Transfer Amount	R$ 0.00
	(iii) Brazilian Collateral Agent Fees Transfer Amount	R$ 0.00
	(iv) Excess Companhia Securitizadora Expenses Transfer Amount	R$ 0.00
Third	(i) to the Revenue Account	R$ 0.00
	(ii) (A) to the Series 2014-2 Special Series Account	R$ 0.00
	(ii) (B) to the Series 2014-2 Special Debt Service Reserve Account	R$ 0.00
	(ii) (C) to the Special Interest Liquidity Reserve Account	R$ 0.00
	(ii) (D) to the Special Interest Trigger Event Reserve Account	R$ 0.00
	(iii) to the holder of the Sponsor Note and/or RJS	R$ 0.00
Fourth	(i) (A), (B), (C) and (D)	R$ 0.00
	(ii) to the holder of the Sponsor Note and to RJS	(R$ 1,528,029.26)
Total Debt		**(R$ 1,528,029.26)**

Section (C) – Detailed Revenue Account Waterfall

Revenue Account Waterfall		Amount
Priority	**Description**	
First	Issuer Expenses Transfer Amount	US$ 0.00
Second	To the Series 2014-1 Senior Interest Subaccount	US$ 0.00
	To the Series 2014-2 Senior Interest Subaccount	US$ 0.00
	To the Series 2014-3 Senior Interest Subaccount	US$ 0.00
	To the Series 2018-1 Senior Interest Subaccount	US$ 0.00
Third	To the Series 2014-1 Senior Scheduled Principal Subaccount	US$ 0.00
	To the Series 2014-2 Senior Scheduled Principal Subaccount	US$ 0.00
	To the Series 2014-3 Senior Scheduled Principal Subaccount	US$ 0.00
	To the Series 2018-1 Senior Scheduled Principal Subaccount	US$ 0.00
Fourth	To the Series 2014-1 Debt Service Reserve Account	US$ 0.00
	To the Series 2014-2 Debt Service Reserve Account	US$ 0.00
	To the Series 2014-3 Debt Service Reserve Account	US$ 0.00
	To the Series 2018-1 Debt Service Reserve Account	US$ 0.00
Fifth	(i) To the Liquidity Reserve Account	US$ 0.00
	(ii) To the Special Interest Liquidity Reserve Account	US$ 0.00
Sixth	To the Series 2014-1 Senior Accelerated Principal Subaccount	US$ 0.00
	To the Series 2014-2 Senior Accelerated Principal Subaccount	US$ 0.00
	To the Series 2014-3 Senior Accelerated Principal Subaccount	US$ 0.00
	To the Series 2018-1 Senior Accelerated Principal Subaccount	US$ 0.00
Seventh	To the Series 2014-1 Senior Excess Interest Subaccount	US$ 0.00
	To the Series 2014-2 Senior Excess Interest Subaccount	US$ 0.00
	To the Series 2014-3 Senior Excess Interest Subaccount	US$ 0.00
	To the Series 2018-1 Senior Excess Interest Subaccount	US$ 0.00
Eighth	To the Series 2014-1 Senior Excess Scheduled Principal Subaccount	US$ 0.00
	To the Series 2014-2 Senior Excess Scheduled Principal Subaccount	US$ 0.00
	To the Series 2014-3 Senior Excess Scheduled Principal Subaccount	US$ 0.00
	To the Series 2018-1 Senior Excess Scheduled Principal Subaccount	US$ 0.00
Ninth	To the Series 2014-1 Senior Excess Accelerated Principal Subaccount	US$ 0.00
	To the Series 2014-2 Senior Excess Accelerated Principal Subaccount	US$ 0.00
	To the Series 2014-3 Senior Excess Accelerated Principal Subaccount	US$ 0.00
	To the Series 2018-1 Senior Excess Accelerated Principal Subaccount	US$ 0.00
Tenth	(i) to the Trigger Event Reserve Account	US$ 0.00
	(ii) to the Special Interest Trigger Event Reserve Account	US$ 0.00
Eleventh	Not applicable	US$ 0.00
Twelfth	Not applicable	US$ 0.00
Thirteenth	Not applicable	US$ 0.00
Fourteenth	To the Reserve LC Expenses Subaccount	US$ 0.00
Fifteenth	To the holder of the Sponsor Note and to RJS	(US$ 391,451.07)
Total Debt		**(US$ 391,451.07)**

Section (D) – Transaction Accounts Balance

Collections Account		Amount
Date	Description	
12/21/18	Balance	R$ 0.00
12/24/18	Assigned Oil Revenues and Assigned Oil Revenue Rights	R$ 1,528,029.26
12/24/18	To the holder of the Sponsor Note and to RJS	(R$ 1,528,029.26)
Final Balance as of the close of business of December 24, 2018		**R$ 0.00**

Series 2014-2 Special Series Account		Amount
Date	Description	
12/21/18	Balance	R$ 52,092,566.83
Final Balance as of the close of business of December 24, 2018		**R$ 52,092,566.83**

Series 2014-2 Special Debt Service Reserve Account		Amount
Date	Description	
12/21/18	Balance	R$ 121,709,879.66
Final Balance as of the close of business of December 24, 2018		**R$ 121,709,879.66**

Special Interest Liquidity Reserve Account		Amount
Date	Description	
12/21/18	Balance	R$ 34,856,760.76
Final Balance as of the close of business of December 24, 2018		**R$ 34,856,760.76**

Special Interest Trigger Event Reserve Account		Amount
Date	Description	
12/21/18	Balance	R$ 0.00
Final Balance as of the close of business of December 24, 2018		**R$ 0.00**

Section (E) – Other Information

Events	Y / N
Has any Event of Default occurred or continued as of the close of business for the Indenture Trustee on the related Allocation Date?	No
Has any Trigger Event occurred or continued as of the close of business for the Indenture Trustee on the related Allocation Date?	No
Has any Bond Administrator Replacement Event occurred or continued as of the close of business for the Indenture Trustee on the related Allocation Date?	No
Has any Servicer Replacement Event occurred or continued as of the close of business for the Indenture Trustee on the related Allocation Date?	No
Has any Event of Default been declared as of the close of business for the Indenture Trustee on the related Allocation Date?	No
Has any Early Amortization Period been declared as of the close of business for the Indenture Trustee on the related Allocation Date?	No
Has there been the occurrence of conditions which give rise to any Sponsor Refund Obligations or any RJS Damages as of the close of business for the Indenture Trustee on the related Allocation Date?	No

Governo do Estado do Rio de Janeiro
Secretaria de Estado de Fazenda e Planejamento
Fundo Único de Previdência Social do Estado do Rio de Janeiro - Rioprevidência

NOTA TÉCNICA RIOPREV/GOP N° 01/2019

Rio de Janeiro, 02 de janeiro de 2019.

De: GOP Gerência de Operações e Planejamento

Para: GCO Gerência de Controladoria

Assunto: Contabilização Crédito Tributário Parcelado – Dezembro/2018

I – INTRODUÇÃO

A presente nota pretende avaliar o valor a ser contabilizado no Balanço Patrimonial do Rioprevidência, em 31/12/2018, para o fluxo de Crédito Tributário Parcelado recebido por este Fundo, conforme o explicitado na Nota Técnica GOP/DIN n° 008/2009.

II – DETERMINAÇÃO DO VALOR DO ATIVO

As parcelas vencidas em 2017, e as vincendas nos próximos exercícios foram enviadas pela Superintendência de Arrecadação/SEFAZ, através do Ofício SEFAZ/SUAR Nº 003/2018, de 04/01/2018.

A tabela 1 mostra os valores efetivamente arrecadados no âmbito dos Decretos nº. 36.994/05 e nº 37.047/05. Como são parcelas vencidas e **não repassadas ao Rioprevidência pela SEFAZ**, não será feita nenhuma correção e o valor a ser classificado como "Direito Contra o ERJ" se torna a simples soma das parcelas.

Fundo Único de Previdência Social do Estado do Rio de Janeiro – Rioprevidência
Sede Administrativa: Rua da Quitanda n° 106 – Centro – Rio de Janeiro – RJ – CEP 20091-005
Telefone: 2332-5757

Tabela 1 – Valores arrecadados no âmbito dos Decretos nº 36.994/05 e nº 37.047/05 (Reais)

	2005	2006	2007	2008	2009	2010	2011	2012	2013	2014	2015	2016	2017	2018
jan		7.170.595,84	6.429.045,06	7.563.189,83	8.147.941,21	23.087.503,40	14.823.608,99	12.816.238,69	16.059.961,36	17.799.980,23	21.765.905,67	27.462.590,78	22.134.175,67	20.886.257,96
fev		5.576.120,81	5.489.180,02	6.889.807,14	8.018.755,36	23.131.363,19	13.965.437,40	13.093.804,97	15.433.660,25	18.332.230,18	18.776.488,48	36.729.873,82	19.598.612,56	19.486.331,51
mar	18.964.458,73	7.100.583,74	5.798.460,57	7.717.346,00	9.206.541,60	24.176.354,67	13.334.874,37	12.695.663,24	16.476.635,54	15.731.237,63	19.202.376,75	42.193.314,41	21.733.830,33	20.589.429,46
abr	5.968.849,21	5.919.221,85	5.934.624,17	7.555.621,57	9.551.706,44	12.488.715,36	13.045.528,67	12.737.256,07	17.607.936,49	15.448.294,99	18.769.115,69	36.371.084,23	23.065.452,16	20.950.147,84
mai	7.714.845,91	7.972.523,65	6.599.969,96	7.264.477,24	9.238.741,36	10.366.912,29	14.518.916,67	13.442.103,98	16.742.896,92	16.179.762,22	19.645.183,02	22.450.033,49	21.128.176,93	20.829.498,36
jun	7.663.565,28	6.461.872,58	5.862.782,80	7.995.160,96	9.788.688,21	16.320.881,69	13.665.447,30	13.345.698,28	16.857.715,59	15.343.350,65	17.641.626,62	18.656.455,04	19.124.431,32	21.710.239,91
jul	6.489.908,88	6.470.364,32	7.273.813,24	8.264.293,80	9.836.365,64	16.990.042,41	13.469.691,66	14.985.727,15	17.452.926,94	15.771.904,76	17.090.539,64	18.621.137,77	20.184.195,23	21.125.530,74
ago	8.296.756,39	7.010.683,39	7.890.902,40	6.358.801,77	10.408.301,90	15.770.739,42	14.523.822,73	14.300.195,87	16.943.316,22	16.700.019,30	16.717.373,87	20.887.915,22	21.175.560,96	20.574.268,37
set	6.849.255,05	6.179.414,90	6.176.103,08	9.192.647,89	10.875.595,42	16.209.299,80	13.347.997,16	14.075.543,35	16.537.849,91	31.029.295,13	16.557.449,35	20.279.757,76	20.555.526,79	20.847.276,59
out	7.371.607,87	8.062.865,88	8.588.397,37	8.597.339,87	19.944.642,47	16.288.694,76	13.433.480,19	15.103.588,83	18.564.287,98	180.433.970,66	16.774.672,48	21.266.693,99	21.754.130,43	32.898.607,92
nov	10.569.461,32	6.672.620,28	7.426.724,04	6.985.731,46	21.337.533,79	16.246.387,18	14.475.513,62	15.383.647,45	18.501.693,14	20.873.964,58	17.231.814,75	20.176.596,30	22.229.446,01	32.210.640,10
dez	7.298.115,84	17.474.671,74	7.466.068,74	8.487.720,36	24.702.594,35	15.402.439,91	15.595.247,72	15.355.902,81	18.571.213,38	23.948.746,14	22.882.985,07	19.852.540,05	21.338.396,17	31.763.643,07
Total Ano	87.186.824,48	92.071.538,97	80.936.071,46	92.872.137,90	151.057.407,75	206.479.334,09	168.199.566,48	167.335.370,69	205.750.093,72	387.592.756,46	223.055.531,40	304.947.992,85	254.021.934,57	283.871.871,83
Total Geral	R$ 2.705.378.432,64													

Tabela 2 – Valores a vencer referentes ao parcelamento de que tratam os Decretos nº 36.994/05 e nº 37.047/05 (Reais)

	2019	2020	2021	2022	2023	2024	2025
janeiro	31.273.806,35	23.373.492,29	19.491.385,65	12.708.147,22	4.807.291,46	4.761.877,38	48.599,16
fevereiro	30.469.284,30	23.061.313,07	18.296.568,23	11.972.407,91	4.785.350,49	4.759.572,50	28.680,84
março	29.625.898,14	22.929.247,04	17.320.517,08	11.665.228,64	4.781.908,49	4.759.572,47	28.680,84
abril	29.249.059,67	22.750.028,78	16.183.527,42	11.373.650,16	4.779.611,82	4.758.423,95	28.680,84
maio	28.829.643,22	22.583.473,24	15.327.173,35	10.980.060,70	4.775.701,08	4.754.969,09	28.680,84
junho	28.018.206,08	22.186.984,29	15.060.281,13	10.373.401,00	4.773.398,85	4.752.663,64	20.836,74
julho	26.751.081,40	22.037.835,98	14.756.014,64	9.496.471,76	4.772.244,19	4.751.514,80	20.836,74
agosto	26.066.053,68	21.901.551,83	14.386.798,45	8.692.783,56	4.771.094,46	4.748.057,87	20.836,74
setembro	25.204.489,88	21.608.950,15	14.127.409,50	7.843.401,01	4.769.941,71	4.634.359,36	20.836,74
outubro	24.659.095,04	21.395.237,63	13.889.512,21	7.102.943,54	4.765.327,11	2.205.665,66	20.836,74
novembro	24.336.086,44	21.018.662,56	13.591.413,63	6.215.453,16	4.765.327,11	1.857.210,32	20.836,74
dezembro	23.707.850,94	20.524.941,48	13.081.481,61	5.693.754,42	4.764.179,32	1.133.383,97	
	328.190.555,14	265.371.718,34	185.512.082,90	114.117.703,08	57.311.376,09	47.877.271,01	288.342,96
Total Fluxo:	R$ 998.669.049,52						

Foi considerado o valor nominal do ativo, de acordo com a Portaria SPS/MPS nº. 403, de 10 de dezembro de 2008, alterada pela Portaria MPS nº 21, de 16 de janeiro de 2013, segundo a qual o resultado atuarial e as projeções atuariais de receitas e despesas para o Plano Financeiro devem ser avaliados a taxa real de juros referencial de 0%.

III – CONCLUSÃO

Em 31/12/2018, os valores efetivamente arrecadados pelo estado do Rio de Janeiro foram de R$ 2.705.378.432,64, sendo R$ 2.167.484.626,24 até dezembro de 2016 e R$ 537.893.806,40 nos períodos posteriores. Atenta-se que os valores foram atualizados segundo e-mail anexado no presente processo, em relação aos valores já arrecadados, já descontados os repasses constitucionais e legais a outros entes.

Até a data referida foram repassados ao Rioprevidência R$ 1.924.216.260,20, sendo devido ainda o valor de R$ 243.268.366,04 referente ao período até dezembro de 2016 e R$ 537.893.806,40 para períodos posteriores.

Concluindo, o montante a ser contabilizado no curto prazo é de R$ 781.162.172,44 sendo R$ 243.268.366,04 referente ao período de competência até 31/12/2016 e R$ 537.893.806,40 referentes a períodos posteriores. No longo prazo, o valor a ser contabilizado é de R$ 998.669.049,52.

Bruno Luís Lacerda dos Santos
Coordenador de Planejamento e Orçamento

PROTOCOLO / GCO / CCO
Recebi em 11 / 02 / 12
As 14 : 11
Assinatura / Matricula

Governo do Estado do Rio de Janeiro
Secretaria de Estado de Planejamento e Gestão
Fundo Único de Previdência Social do Estado do Rio de Janeiro - Rioprevidência

NOTA TÉCNICA RIOPREV/GOP N° 005/2019 Rio de Janeiro, 09 de janeiro de 2019.

De: GOP Gerência de Operações e Planejamento

Para: GCO Gerência de Controladoria

Assunto: Contabilização FUNDES – DEZEMBRO/2018

I – INTRODUÇÃO

A presente nota pretende avaliar o valor a ser contabilizado no Balanço Patrimonial do Rioprevidência, em 31/12/2018, para o fluxo financeiro do FUNDES recebido por este Fundo, conforme o explicitado na Nota Técnica GOP/DIN n° 28/2009.

II – DETERMINAÇÃO DO VALOR DO ATIVO

A Nota Técnica GOP/DIN, de 06 de fevereiro de 2009, aprovada pela diretoria colegiada em 5 de fevereiro de 2009, definiu as bases para o cálculo do valor patrimonial do fluxo financeiro do FUNDES. Abaixo apenas atualizamos o cálculo para a contabilização do mês em questão.

O cálculo utiliza uma tabela Excel que não pode ser apresentada nesta nota, mas que se encontra em H:\COP\Financeiro\financeiro\ATIVOS\FUNDES\2018. Ela é mensalmente atualizada com os valores informados pela AGERIO em termos de fluxo financeiro dos contratos.

Em 27 de outubro de 2015 foi realizado, segundo publicado em D.O., fl. 43, de 09 de outubro de 2015, leilão público dos seguintes contratos:

- 270 - Peugeot Importação 5 SC
- 271 – Peugeot Importação 6 SC
- 272 – Peugeot Importação 7 SC
- 282 – Peugeot Produção

Fundo Único de Previdência Social do Estado do Rio de Janeiro – Rioprevidência
Sede Administrativa: Rua da Quitanda n° 106 – Centro – Rio de Janeiro – RJ – CEP 20091-005
Telefone: 2332-5757

- 283 – Rio Polímeros S.A
- 285 – Londrina Bebidas Ltda.
- 564 – Companhia de Bebidas Primo Schincariol

Com isso, a partir desta data o Rioprevidência deixou de ter direito ao recebimento do fluxo futuro dos contratos citados.

Retiramos do fluxo futuro, a partir do mês de março/17, a Empresa Sociedade Comercial e Importadora Hermes S/A, contrato nº 451, uma vez que foi decretada a falência da mesma em 26.08.2016, conforme e-mail da AGERIO.

Figura 1 – Fluxo Nominal do FUNDES

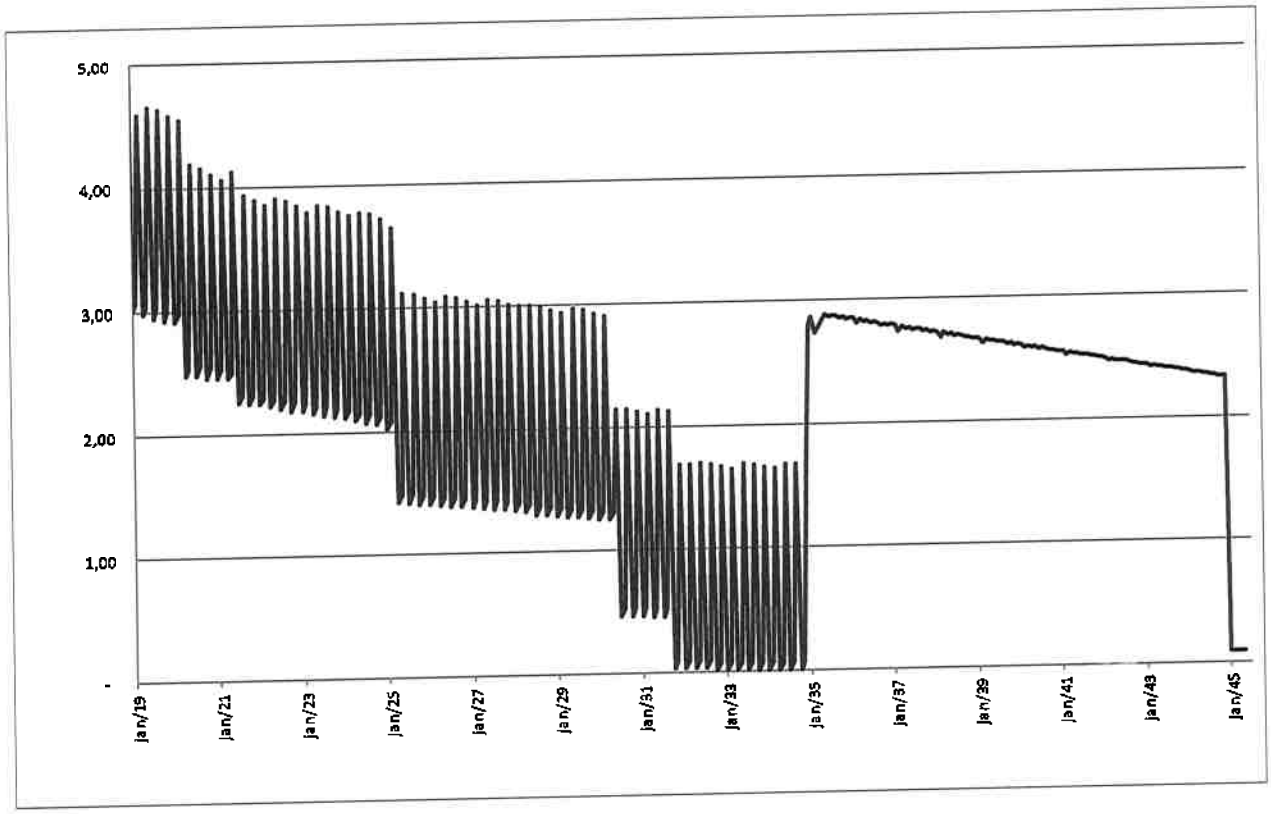

Fundo Único de Previdência Social do Estado do Rio de Janeiro – Rioprevidência
Sede Administrativa: Rua da Quitanda nº 106 – Centro – Rio de Janeiro – RJ – CEP 20091-005
Telefone: 2332-5757

Foi considerado o valor nominal do ativo, de acordo com a Portaria SPS/MPS nº. 403, de 10 de dezembro de 2008, alterada pela Portaria MPS nº 21, de 16 de janeiro de 2013, segundo a qual o resultado atuarial e as projeções atuariais de receitas e despesas para o Plano Financeiro devem ser avaliados a taxa real de juros referencial de 0%.

Ressaltamos que as montadoras relacionadas a seguir foram enquadradas no Programa de Atração de Investimentos Estruturantes – RIOINVEST, instituído pelo Decreto nº 23.012, de 25/03/97 e posteriores alterações. Estas empresas podem exercer o direito de liquidação antecipada previsto no contrato de financiamento, ou seja, cada parcela de principal poderá ser liquidada pelo valor de 5%, além dos juros proporcionais do período, não gerando fluxo futuro.

EMPRESA	LEI APROVANDO ENQUADRAMENTO NO RIOINVEST
Nissan do Brasil Automóveis Ltda.	Lei nº 6077, de 18 de novembro de 2011
Peugeot-Citroën do Brasil Automóveis Ltda.	Lei nº 6107, de 13 de dezembro de 2011
Jaguar e Land Rover Brasil Importação e Comércio de Veículos Ltda.	Lei nº 6661, de 08 de janeiro de 2014

Pelo Decreto n.º 45.446, de 11 de novembro de 2015, foi aprovada a inclusão da Cervejaria Petrópolis S.A. no Programa RIOINVEST. Essa empresa também conta com a cláusula de liquidação antecipada, sendo que cada parcela de principal poderá ser liquidada pelo valor de 33%, além dos juros proporcionais do período, não gerando fluxo futuro.

III – CONCLUSÃO

Considerando que o fluxo construído na Figura 1 representa apenas os valores fruídos até dezembro de 2018, concluímos que o valor para este ativo, em 31/12/2018, com as características do cálculo acima, foi de R$ 702.007.259,70, sendo que R$ 8.359.729,10 de curto prazo e R$ 693.647.530,60 de longo prazo.

Bruno Luís Lacerda dos Santos
Coordenador de Planejamento e Orçamento

Kelli Manhães Pessanha
Gerente de Operações e Planejamento

Kelli Manhães Pessanha
Especialista em Previdência Social
ID: 5033888-6

PROTOCOLO / GCO / CCO
Recebi em 10 / 01 / 19
Às 10 : 36
Assinatura / Matrícula